OVERVIEW AND SCRUTINY MANAGEMENT BOARD

Date and Time:- **Wednesday 5 February 2025 at 10.00 a.m.**

Venue:- **Rotherham Town Hall, The Crofts, Moorgate Street, Rotherham. S60 2TH**

Membership:- **Councillors Steele (Chair), Bacon (Vice-Chair), Baggaley, Blackham, A. Carter, Keenan, Knight, Marshall, McKiernan, Pitchley, Tinsley and Yasseen.**

This meeting will be webcast live and will be available to view via the Council's website. The items which will be discussed are described on the agenda below and there are reports attached which give more details**.**

Rotherham Council advocates openness and transparency as part of its democratic processes. Anyone wishing to record (film or audio) the public parts of the meeting should inform the Chair or Governance Advisor of their intentions prior to the meeting.

AGENDA

1. Apologies for Absence

To receive the apologies of any Member who is unable to attend the meeting.

2. Minutes of the previous meeting held on 11 December 2024 and 14 January 2025 (Pages 5 - 35)

To consider the minutes of the previous meeting of the Overview and Scrutiny Management Board held on 11 December 2024 and 14 January 2025 and to approve them as a true and correct record of the proceedings and to be signed by the Chair.

3. Declarations of Interest

To receive declarations of interest from Members in respect of items listed on the agenda.

4. Questions from Members of the Public and the Press

To receive questions relating to items of business on the agenda from members of the public or press who are present at the meeting.

5. Exclusion of the Press and Public

To consider whether the press and public should be excluded from the meeting during consideration of any part of the agenda.

For Discussion/Decision:-

6. Medium-Term Financial Strategy Update (Pages 37 - 55)

To consider the enclosed Medium-Term Financial Strategy update which had been due for consideration by OSMB on 14 January 2025.

7. Home to School Transport (Pages 57 - 67)

To consider the enclosed presentation detailing an overview of the Home to School Service which was due for consideration by OSMB on 14 January 2025.

Items for Pre-Decision Scrutiny

In accordance with the outcome of the Governance Review in 2016, the following items are submitted for pre-scrutiny ahead of the Cabinet meeting on Monday 10 February 2025. Members of the Overview and Scrutiny Management Board are invited to comment and make recommendations on the proposals contained within the report.

8. Budget and Council Tax Report 2025-26 (Pages 69 - 325)

Report from the Strategic Director of Finance and Customer Services.

Recommendations:

That Cabinet recommend to Council:

1. Approval of the Budget and Financial Strategy for 2025/26 as set out in the report and appendices, including a basic Council Tax increase of 1% and an Adult Social Care precept of 2%.

2. Approval of the extension to the Local Council Tax Support Top Up scheme, that will provide up to £126.12 of additional support to low income households accessing the Council's Council Tax Support scheme. It will support the most financially vulnerable to rising household costs, through reduced Council Tax bills as described in Section 2.5.15.

3. Approve the proposed changes to the Local Council Tax Support scheme as set out at 2.5.10 and proposed changes to Council Tax Premiums as set out in Section 2.5.19.

4. Approval of the updated Medium Term Financial Strategy (MTFS) to 2027/28, as described within Section 2.6.

5. Approval of the Reserves Strategy as set out in Section 2.8 noting that

the final determination of Reserves will be approved as part of reporting the financial outturn for 2024/25.

6. To note and accept the comments and advice of the Strategic Director of Finance and Customer Services (Section 151 Officer), provided in compliance with Section 25 of the Local Government Act 2003, as to the robustness of the estimates included in the Budget and the adequacy of reserves for which the Budget provides as set out in Section 2.14.

7. To note the feedback from the public and partners following the public consultation on the Council's budget for 2025/26 which took place from 18 November 2024 to 10 January 2025, attached as Appendix 5.

8. Approval of the proposed increases in Adult Social Care provider contracts and for Personal Assistants as set out in Section 2.4.

9. Approval of the proposed approach and increases in Childrens Social Care costs as set out in Section 2.4.25.

10. Approval of the revenue investment proposals set out in Section 2.7 and Appendix 2.

11. Approval of the proposed revenue savings set out in Section 2.7 and Appendix 4.

12. Approval of the Council Fees and Charges for 2025/26 attached as Appendix 7.

13. Application of the Business Rates Reliefs as set out in Section 2.10, in line with Government guidance.

14. Approval of the proposed Capital Strategy and Capital Programme as presented in Section 2.12 and Appendices 3A to 3F.

15. Approval of the Treasury Management matters for 2025/26 as set out in Appendix 9 of this report including the Prudential Indicators, the Minimum Revenue Provision Policy, the Treasury Management Strategy and the Investment Strategy.

16. Approval that any changes resulting from the Final Local Government Finance Settlement 2025/26 be reflected in the Budget and Council Tax Report to Council on 5th March.

17. Continuation of the principles and measures adopted since April 2020 to make faster payments to suppliers on receipt of goods, works and services following a fully reconciled invoice as described in Section 2.11.

18. Approval of the Budget allocations for the Community Leadership Fund as set out in Section 2.9.

19. Approval that the Capital Programme Budget continues to be managed in line with the following key principles:

    i. Any underspends on the existing approved Capital Programme in respect of 2024/25 be rolled forward into future years, subject to an individual review of each carry forward to be set out within the Financial Outturn 2024/25 report to Cabinet.

    ii. In line with Financial and Procurement Procedure Rules 7.7 to 7.11 and 8.12, any successful grant applications in respect of capital projects will be added to the Council's approved Capital Programme on an ongoing basis.

    iii. Capitalisation opportunities and capital receipts flexibilities will be maximised, with capital receipts earmarked to minimise revenue costs.

For Information/Monitoring:-

9. Forward Plan of Key Decisions - 1 January 2025 - 31 March 2025 (Pages 327 - 336)

To review and identify items for pre-decision scrutiny from the Forward Plan of Key Decisions covering the period from 1 January 2025 to 31 March 2025.

10. Call-in Issues

To consider any issues referred for call-in from recent Cabinet meetings.

11. Urgent Business

To determine any item which the Chair is of the opinion should be considered as a matter of urgency.

The next meeting of the Overview and Scrutiny Management Board will be held on Wednesday 12 March 2025 commencing at 10.00 a.m. in Rotherham Town Hall.



SHARON KEMP OBE,
Chief Executive.

OVERVIEW AND SCRUTINY MANAGEMENT BOARD
Wednesday 11 December 2024

Present:- Councillor Steele (in the Chair); Councillors Baggaley, Blackham, A. Carter, Keenan, McKiernan and Yasseen.

Apologies for absence:- Apologies were received from Councillors Bacon, Marshall, Pitchley and Tinsley.

The webcast of the Council Meeting can be viewed at:-
https://rotherham.public-i.tv/core/portal/home

61. MINUTES OF THE PREVIOUS MEETING HELD ON 17 OCTOBER 2024 AND 13 NOVEMBER 2024

Resolved: - That the Minutes of the meeting of the Overview and Scrutiny Management Board held on 17 October 2024 and 13 November 2024 be approved as a true record.

62. DECLARATIONS OF INTEREST

There were no declarations of interest made.

63. QUESTIONS FROM MEMBERS OF THE PUBLIC AND THE PRESS

There were no questions from members of the public and the press.

64. EXCLUSION OF THE PRESS AND PUBLIC

There were no items that required the exclusion of the press and public.

65. HRA BUSINESS PLAN, RENT SETTING AND SERVICE CHARGES 2025-26

The Chair welcomed Councillor Allen, Cabinet Member for Housing and James Clark, Assistant Director for Housing to introduce the report.

The Cabinet Member for Housing stated the Housing Revenue Account (HRA) was a self-financing, ring-fenced account which retained and used the housing rental income to fund on-board services, deliver the capital programme and invest in new housing. The HRA business plan was updated annually to make sure it reflected the current operating environment. The business plan prioritised investment in three core areas, which were ensuring tenants' homes were safe, decent and thermally efficient. That was supported by an additional investment of £35 million. Secondly, extending the benefits of council housing to more residents by expanding their housing delivery programme, which was supported by an additional investment of £37 million. The third priority was around modernising the housing service to enhance customer

experience and improve productivity and achieve full regulatory compliance, which had £2 million earmarked against it.

The business plan allowed the Council to deliver its day-to-day frontline services. This included provision to respond to growing demands in areas such as damp and mould and planned repairs. The plan would be affected by government policy in a number of ways. In terms of the rent policy, it was noted that a protection had been offered for five years that would give the Council some certainty that it could continue to charge consumer price index (CPI) plus 1% as the rent increase. In terms of right to buy, the reduction in the recent discounts was expected to result in less applications for right to buy requests. A large number of applications were received immediately preceding the deadline. The reduced income from potential sales meant the Council would have to put more of its own resources into the housing delivery programme, however this would be offset a little by the rent income from the properties that remained.

The social housing regulations, which came into force in April 2024, would bring with it a requirement to implement the outcomes of Awaab's Law, Decent Homes 2, the compliance standards and requirements along with the requirement to reach EPC 'C' standards by 2030.

There was also the target of an additional one and a half million homes announced by the government, which had been backed nationally by £500m investment to continue the affordable homes program. All of those things would affect the business plan.

Paragraph 2.5 of the report mentioned revenue issues. Over 90,000 repairs and maintenance visits were carried out per annum, with the budget details for this being provided in paragraph 2.5.3 of the report. Supervision and management was also considered, where there was an allocation increase of £2.9 million for furnished homes, compliance and regulation and for the recent 1.2% increased National Insurance Contribution. A prudent decision had also been taken to set aside £250,000 for unforeseen occurrences.

Estate Services would also receive an increase of £135,000 in the business plan, allowing for response to increased demand on planned cyclical reactive estates management. This referred to things like fly-tipping and clearing public bins of excess waste, amongst other things which affected estates looking as good as they could.

With respect to rent setting the proposal was to set rent in line with the government maximum of CPI plus 1%, which equalled 2.7% in total. The table on page 67 of the agenda pack reflected that this equated to a £2.48 increase for Rotherham households, which would generate £2.5 million increased income during the next financial year and a total of £337 million over the life of the business plan.

Other types of rent were referred to on pages 67 to 69 of the agenda

pack.

The third section of the report referred to service charges, which were itemised in Appendix 5, would attract the same inflationary increase of 2.7%.

The Cabinet Member for Housing advised that in July 2023, Cabinet took the decision to match the average district heating bill to the Ofgem price cap, which was continued in 2024/25. The proposal was to continue in 2025/26. The impact of this for household bills was illustrated in Table 4 on page 71 of the agenda pack. The continuation of delegated authority to respond to significant movement in Ofgem price caps was also requested.

With respect to garage rents, a 10% increase was proposed to finance investment in estates. Despite the increase Rotherham garage rents would remain cheaper than the South Yorkshire average by a significant amount.

Other fees and charges mentioned in Appendix 5 of the report would receive a 2% inflationary increase.

The Cabinet Member for Housing stated that this was more than a mathematical exercise and took account of the impact on individuals and households. The increases described would only affect 25% of tenants, with the remainder having the difference match funded by benefit increases. Cabinet were committed to continuing to mitigate all cost of living costs, as described in Appendix 8, page 93 of the agenda pack which set out the support available to tenants who experienced financial pressure.

There was the intention to share the contents of Appendix 8 with all Councillors to assist them in offering advice and guidance to residents.

The Cabinet Member for Housing drew members' attention to the recommendations set out on page 60 of the agenda pack and called for their consideration.

The Chair thanked Councillor Allen and James Clark for the comprehensive report and invited questions or comments.

Councillor Blackham queried why the rent was being set at CPI plus 1%, when the legal information suggested that the Council had the power to set rates at a level it felt reasonable.

The Assistant Director for Housing advised that rent setting was a complex area and would summarise to the best of their ability. They explained that the answer was different dependent upon the type of rent. For social housing, which represented the majority of the Council's tenants the rate of increase was set out in the 'rent standard' which was published annually by the government. Consultation on a new five-year

rent standard was underway, but for 2025/26 it was confirmed that the maximum increase permissible was CPI plus 1%. The government also specified which month should be taken for the purposes of calculating CPI, so that was a published formula available over the internet. Councils were at liberty to increase rents at a lower level, but were not able to exceed that.

Shared ownerships were different, with rents detailed in individual lease agreements with shared owners and Rotherham's policy was to enshrine in the lease whatever government policy was at the time. At the time, shared ownership properties were built and let, this was at retail price index (RPI) plus 0.5%. As a result, this was very difficult to change.

Affordable rent different again, due to a higher starting point, however the increase was covered by the same rent standard so was also CPI plus 1%.

The Assistant Director for Housing clarified that section 7.3 of the legal advice needed to be read in conjunction with section 7.5, which may have caused confusion.

Councillor Carter noted the 10% increase on garage rents, and advised that they understood this was not the first time in recent years they had seen a significant increase. They queried whether this had resulted in any reduction in occupancy.

The Assistant Director for Housing advised that they believed there had not been any significant increase in garage rents in recent years, and had increased in line with other service charges for the last two years. They explained that as Councillor Allen stated, even with a 10% increase rents were still lower than in neighbouring authorities, with the gap growing. There had actually been an increase in occupancy in the garage estate which had been influenced by the appointment of an officer responsible for identifying and signing up tenants. A large number of vacant garages remained; however this had been a bigger issue and numbers were reducing. There was also a strong track record of redeveloping or disposing of disused or underutilised garage sites which they were keen to continue.

Councillor Carter queried whether the large number of vacant garages were in specific locations or broadly distributed, and if so, could sites be used for housing given the limited potential for redevelopment within certain ward boundaries.

The Assistant Director for Housing advised they understood that was a question of two parts, relating to what had driven underoccupancy where it occurred and how the Council could better use garage sites. They explained that there were some geographical areas within the borough where there was low demand for garages, possibly due to oversupply, given that there was in excess of 3000 garages in the borough.

Demographics were also a factor, as were properties with drives and the poor investment in the garage stock over a number of years.

The proposed increase would generate £59,000 in the next financial year, which was not a huge amount over 3000 garages, and was less than a quote recently received to demolish a row of garages. This underlined the investment challenges given the pressures on the dwellings estates element and was why the proposed increase would support facilitating a future point at which more funding could be set aside to invest in the garage estate, which would in turn improve lettings.

With regards to the second part of the question there were lots of example such as East Herringthorpe where four constrained garage sites were redeveloped into ten new Council homes. There was the intention to do more of that, learning from other Councils who have successfully overcome planning barriers due to such sites often being overlooked, working in conjunction with the planning team.

Councillor Yasseen queried what specific targets were for new housing in the context of the £113 million for delivery up to 2027 and the further £37 million post 2027, what that would look like as housing stock and how plans aligned with local need and demands.

The Assistant Director for Housing stated that a report would go to Cabinet in March, which OSMB may wish to consider, that would set out the agreement for the three-year housing capital programme. The purpose of that report was to provide an allowance in the budget to spend certain amounts on specific stock. The detail for next year was included in the report, but the detail for subsequent years would be agreed at a future stage by Cabinet. There would be a desire to keep plans open at an early stage, but as with the current housing delivery programme, challenging targets would be set.

With respect to the £37 million post 2027 referred to, this was to recognise that whilst funding was allocated in the business plan through to 2027, there was the need to invest in schemes several years before building in order to create a pipeline and beyond 2026/27 there was no funding in the business plan.

With that funding, there would almost certainly be a continuation of the acquisitions programme, which represented good value for money and enabled properties to be acquired in areas where building was difficult.

Councillor Yasseen acknowledged the strategic nature of the report, but sought assurances from the Assistant Director for Housing and the Cabinet Member for Housing that, given what was known around demands such as emergency accommodation etc, and the propensity for spikes in demand would the proposals address those acute circumstances.

The Cabinet Member for Housing stated they were happy to give those assurances. Whenever there was a conversation regarding a development or acquisition it was important that they were addressing those emergency housing or homelessness needs, taking account of the needs of potential tenants. The Housing Delivery Programme report would reflect the level of consideration taken around properties, sites and availability in the context of the housing needs across the borough.

Councillor Yasseen sought reassurance that the cumulative impact of rent increases as outlined in the report had been considered and it the impact in terms of affordability was understood.

The Assistant Director for Housing stated that decisions were not taken lightly and other than rents where the proposed increase was CPI plus 1% and district heating, which affected around 1200 residents all other fees and charges would increase at 2% which was broadly in line with inflation. Three quarters of tenants received all or most of their housing costs through housing benefit or universal credit which will absorb the impact of increases through increased benefits. The exception to that was district heating which was a difficult challenge. The proposal invested £200,000 in funding from the housing revenue account to keep prices at the Ofgem price cap so those 1200 are protected.

Councillor Yasseen gave examples of sheltered housing, where residents also had garages and had district heating to illustrate the cumulative effect of increases they had referred to.

The Chair commented that they understood Councillor Yaseen's concerns but suggested that there was the need for appreciation of the Council's need to cover costs.

The Assistant Director for Housing stated that for clarity, the Council no longer had any sheltered accommodation; this had been decommissioned and sites such as those referred to were instead restricted to older people so in terms of rents there was no difference.

The bulk of any cumulative impact and possibly all of the cumulative impact for many residents would not represent a direct financial burden, being largely or entirely covered through the benefit system.

With regards to District Heating the longer-term investment needs were being considered, but it was acknowledged that this remained a challenge as an essentially loss making non-core housing asset.

Councillor Carter asked what external sources of funding were contributing to the housing delivery programme, given the government's targets and sought clarity on whether this would reduce pressure on the housing revenue account and in turn, on rents and charges.

The Assistant Director for Housing stated that this was a discussion the

Council was currently having with the government, and the answer at present was both yes and no. The Chancellor announced £500 million for next year, which sounded like a lot of money but was not really when that related to affordable housing delivery nationally. The expectation was that as part of spending review discussions there would be further announcements with regards to longer term affordable housing funding. Whilst there were no numbers yet, the government were clear on the ambitious nature of their plans, therefore the implication was significant sums for there to be national impact.

The Council had benefitted and continued to benefit from the affordable homes programme grant and the Council was actively discussing seeking grants for other schemes with Homes England. Likewise, some income streams were drawn from the South Yorkshire Mayoral Combine Authority and as such the Brownfield Housing Fund had supported some Council schemes. There was also a national scheme called the Local Authority Housing Fund which had assisted some Council acquisitions, but the majority had come and would probably continue to come from the Housing Revenue Account.

The Assistant Director for Housing explained that the issue was less to do with the overall amount of money available, but rather the amount of funding that would be provided per property built through the programme.

Councillor Carter stated that he believed what the Assistant Director for Housing had said was that there was a proportion of each house the Council had to build that it would have to fund from the same pot of money that the rents and charges set out in the report relate to. So consequently, the limiting factor in building more Council homes was the contents of the Housing Revenue Account.

The Assistant Director for Housing agreed that this was one of the limiting factors, but that there was a complicated funding mix for development. Rotherham was one of 20 councils participating in a national exercise led by the London Borough of Southwark who represented the 20 largest local authority landlords in the country. As such, the Council were part of a bigger piece of work making the argument to government that what council's actually needed was debt relief because this would be the other way to help fund housing delivery.

In 2012, all local authorities that own council housing were given a share of the national housing debt. Rotherham Council had £300 million from that, and each year had to pay interest on that which equated to approximately 14 million this year, which was solely interest, not reducing the amount.

Therefore, one of the arguments that Rotherham and other local authorities had made to government was that if they were unwilling or unable to provide additional grant funding, the other thing they could do was look at how the national debt was structured because restructuring

would free up resources allowing additional borrowing to support additional development.

Every time the Council built a new home, this generated an additional revenue stream, so it would be perfectly legitimate to borrow against that revenue stream. That was how lots of this type of investment was done, however there would always be a degree to which the Council was expected to self-fund its own housing growth programme.

Councillor Blackham wanted to understand whether zero based budgeting had been used in any manner when producing the budget for 2025/26. They noted that of £89 million, £34.8 million was for management. Notwithstanding that this accounted for cross charges from within the council, it appeared that more was being spent on management than and responsive repairs. They wanted to understand whether officers were happy with that position and whether that was efficient.

The Assistant Director for Housing advised there were to parts to that. Firstly, things had to be categorised either as supervision and management or repairs and maintenance. Supervision and management which correlated to the 38% referred to was not just overheads. It included all housing officers, the staff hat ran the repairs service, tenancy support, district heating, grass cutting, caretaking etc so that was important to clarify. A breakdown of the components of the supervision and management element could be provided if it was felt that would be helpful.

They explained that the Council had undertaken benchmarking against other authorities and compared to its peer group, the Council was at the cheaper end and on most measures were below average in terms of running costs.

Given the amount of regulatory change, this was not the best year to go with zero based budgeting, as the future core running costs of housing were not known. It was best to wait for government to complete the process in terms of regulating the sector, in order to understand the competences and conduct and what that would mean for core running as a Council. That would be the point to have a conversation about how Rotherham compared to other authorities and potential savings.

Councillor Blackham advised that a breakdown would be useful and provide reassurance that value for money was achieved from the increased charges. The Chair confirmed that this would be noted as a recommendation.

Councillor Yasseen stated that they welcomed the Council’s involvement in lobbying government. In regard to the debt referred to, they wanted to understand whether this was this general debt the Council had borrowed or HRA related debt within a permanently ringfenced budget.

The Assistant Director for Housing explained that HRA debt was no different to other debt. In relation to events of 2012, that was not debt that the Council had taken on over many years, this was a share of the national housing debt that in 2012, the government determined the Council could afford to service. The amount was not related to monies spent on building or acquiring homes in the past, reflecting the unfairness of the allocation as it was not necessarily the Council's debt just a share of the national burden. That was compounded by a series of assumptions made in 2012 that were not true. It was assumed that right to buy sales would be at a particular level and they were not, it was assumed that rents would increase annually whereas the coalition government implemented a 5-year rent reduction requirement which massively reduced revenue income and it was assumed that there would not be any additional sector regulation, which there was.

The argument being made therefore was that the facts had changed and therefore settlements should be reconsidered, plus if there was the desire for more homes to be built Council's would like to self-fund but were unable due to costs of servicing that debt burden. There was a report called 'Securing The Future of Council Housing', which could be circulated to Councillors if it were helpful, which set out the ask from the 20 largest local authority landlords.

Councillor Yasseen thanked the Assistant Director for Housing for the helpful response. They also wanted to understand the strength of the Council's partnerships within the borough and sub-region. This was based on recent discussions at a Health Select Commission meeting relating to the closure of staff accommodation blocks at Rotherham hospital. Councillor Yasseen stated that when reflecting on the impact of that closure, and the potential impact of an acquisition of that size they wondered whether the Council should have been aware of the Trust's plans in advance and whether the Council should have considered those properties for its investment portfolio, or otherwise building a relationship before the news broke.

The Assistant Director for Housing stated that the Council was aware of this and that it had been widely reported on. Based on the contents of articles in the media it was understood that the buildings, which were set within the hospital grounds, were considered not fit for purpose and this would be hard for the Council to challenge without its own surveys, and this would be inappropriate because they were not Council buildings. Likewise, the Council were not approached about acquiring those buildings.

In terms of the individuals affected by those building closures, the Council's housing options, and homelessness teams were directly supporting them and the Assistant Director for Housing stated they were proud of the way the Council had responded to the displacement seen, with some residents already successfully rehoused elsewhere within the borough.

In terms of whether there would be scope for acquisition, the Assistant Director for Housing stated that there was a risk of the Council looking to its own funding and acquisitions budget to solve issues such as this as money would quickly run out. The purpose of the acquisitions programme was always to add flats and houses into Council stock and given that the site was within the grounds of the NHS Trust there would be practical management issues in addition to the repair and maintenance issues reported on in the media. Therefore, this would probably be unlikely to be an appropriate acquisition for use as Council housing. In the broader sense of working with the Trust, the Council was aware of the closure, was supporting residents and providing advice to the Trust regarding sourcing alternative accommodation for those affected.

Councillor Yasseen questioned the proactivity of the Council's approach to acquisitions. They cited examples of previous long terms acquisitions of land which were purchased, held and later sold on at significant profit. They asked whether the approach was strategic in its vision and how long term the thinking was in terms of communities, growth and other factors and whether sites such as the hospital and vacant garages could be considered for development or acquisition in preference to green space.

The Chair stated that the NHS Trust would have a purpose for taking the decision to dispose of accommodation, that the Assistant Director for Housing had set out how the Council had supported those affected and that concerns relating to the Trust's decisions should be channelled through the Health Select Commission as a scheduled item.

Councillor Yasseen stated that the matter had been discussed at length at the Health Select Commission, but they were asking a clear question regarding the acquisitions strategy and policy.

The Assistant Director for Housing advised that when Cabinet agreed to a budgeted acquisitions programme, an acquisitions policy also agreed which set out how acquisitions were to be approached. One of the discussions when formulating policy was, is this about regeneration or adding properties to Council stock. The determination was the latter. The issue with sites such as those referred to was that they take a long time, were expensive and did not align with the aim of adding usable properties to Council stock as quickly as possible.

The Assistant Director for Housing offered to share the link to the acquisitions policy if this was of benefit.

Councillor Keenan asked if the increased capital expenditure, which appeared to have doubled, could be explained further and how confident the council was that the £2.5 million provided for addressing damp and mould issues was sufficient, given the potential health implications.

The Assistant Director for Housing explained that the first part of

Councillor Keenan's question related to accounting treatment. Repairs of a certain size or variety counted as capital instead of revenue, so this was partly an indication that more of the repairs being called in by tenants were major repairs and therefore counted against capital.

However, that in itself illustrated that some components in properties had reached their lifespan. Considering the last large national investment in housing stock, decent homes, a lot of those kitchens, bathrooms and other elements were now 25-35 years old, so it was not surprising that repairs called in were not routine. Given that was the case the Council was trying to address this within the business plan, by pivoting to proactive rather than reactive spending.

The implications of the EPC requirement Councillor Allen referred to would require significant investment for the installation of loft and cavity wall insulation, solar panels and air source heat pumps, but which would ultimately extend the lifetime of properties.

This winter, the number of damp and mould referrals was similar to last year, so it was anticipated that the position had stabilised.

Whilst this was not an exact science, it did appear that the budget allocated for next year was sufficient to address anticipated demand.

Councillor McKiernan referred to Appendix 5 on page 87 of the agenda pack and highlighted that it appeared that some ad-hoc charges were decreasing, when all other charges were being increased. They wanted to understand the reason for this.

The Assistant Director for Housing explained that the Council were legally obliged to only charge leaseholders for the actual cost of service delivery. In some cases, it had turned out that running costs were lower than expected and resultantly the fee had to be reduced.

Councillor Yasseen stated that within the report appendices, specifically the Equality Impact Assessment and Appendix 8, were out of date in respect of figures and referring to 2011 census data rather than reflecting up to data information regarding the make-up of communities.

They stated that they welcomed the plethora of support tenants were offered, but felt that support for Black and Minority Ethnic (BAME) communities was an area of weakness and it would be helpful to know what proportion of BAME residents accessed services and support, to ensure there was equity.

The Assistant Director for Housing stated that they believed that tenancy support and sustainment services at the Council were amongst the best in the country, which was supported by the low eviction levels, but noted that suggestions of ways to improve further were always welcome. This year, the Council had evicted only three tenants out of 20,000 which was an

incredible achievement during a cost-of-living crisis. Despite low eviction levels, housing income collection rates remained consistently really high.

They offered to provide Councillor Yasseen examples of work done in particular communities outside of the meeting concerned with addressing cultural barriers to accessing services.

The Assistant Director for Housing also stated that the Council were in the process of undertaking work to collect tenant data to enhance its capability to interrogate information to improve services and identify barriers. This included collecting data relating to protected characteristics through tenant engagement to build a richer picture over time.

Resolved:-

1. That Cabinet be advised that the recommendations be supported.

2. That members of OSMB are provided with the 'Securing the future of Council Housing' Document for their information.

3. That a link to the Acquisitions Policy be shared with Members of OSMB.

4. That the information contained within Appendix 8 of the report titled 'Support For Tenants with Financial Pressures' be circulated to all members of the Council for their information.

5. That a breakdown of the items listed under the category of Supervision and Management in the HRA budget be provided to members of OSMB.

66. CHILDREN'S COMMISSIONER'S TAKEOVER CHALLENGE RECOMMENDATIONS - HEALTH AND WELLBEING

The Chair invited Barbel Gale, Governance Manager, to introduce the report. It was noted that the meeting welcomed members of Rotherham's Youth Cabinet as part of the Takeover Challenge, which was co-chaired by Alex G. from the Youth Cabinet .

The selected topic for the challenge was Health and Wellbeing, identified as a priority both nationally and locally within the Youth Cabinet's manifesto. The topic was divided into four key areas: vaping, mental health, physical health, and healthy eating.

The Youth Cabinet actively engaged by asking challenging questions and holding the council and its partners to account on these issues. The questions raised, along with the resulting recommendations, were outlined in the report.

The importance of the Youth Cabinet's contributions and their

recommendations was acknowledged.

Resolved:-

That the Overview and Scrutiny Management Board:

1. Received the report and the recommendations outlined in Appendix 1.

2. Agreed that the report and recommendations be forwarded to Cabinet for response.

67. WORK PROGRAMME

The Chair of OSMB provided an update regarding ongoing and upcoming reviews. It was reported that a request for nominations to take part in the spotlight review into life-saving equipment had been circulated. While some responses had been received, others were still pending. Members were encouraged to come forward if they wished to participate in this review.

An update was also provided on the grass cutting and grounds maintenance review. A scoping briefing had been shared with members of OSMB and Improving Places Select Commission (IPSC) to identify any additional aspects for inclusion within the review's scope. The briefing also sought nominations for members to take part. It was noted that during a recent meeting of IPSC, three members had expressed interest in participating in this review alongside members of OSMB.

The Chair thanked those who had volunteered to participate in working groups and encouraged further involvement, stressing the importance of these groups in carrying out background work and developing recommendations for the Cabinet. While Cabinet was not obligated to approve the recommendations, the work of these groups was vital in formulating proposals for consideration.

To support greater engagement, the Chair proposed holding an online meeting to discuss strategies for encouraging participation in the scrutiny work programme. Members were urged not only to contribute suggestions but also to volunteer for reviews and commissions. The Chair concluded by noting that reviews could be conducted online, removing the need for physical meetings at the Town Hall and making participation more accessible.

Resolved: -

1. That the Work Programme for 2024/2025 was approved.

68. WORK IN PROGRESS - SELECT COMMISSIONS

The Chair of the Improving Places Select Commission (IPSC) reported that the recent meeting was highly productive. Key discussions included the Flood Alleviation Schemes, which were noted to be both detailed and engaging. However, concerns were raised about the potential lack of funding for these schemes despite the existence of detailed plans, although there was optimism that resources may be secured for certain areas.

The update on Thriving Neighbourhoods was found to be both insightful and valuable. Additionally, the Annual Bereavement Update addressed ongoing concerns regarding the contract with Dignity but was otherwise informative. It was also noted that several workshops were planned, with dates and details yet to be confirmed. Overall, the Chair reported that progress across these areas remained positive.

The Chair of the Health Select Commission reported significant progress in recent activities, describing the committee as dynamic and proactive in addressing various health-related issues.

In October, the South Yorkshire, Derbyshire, and Nottinghamshire Joint Health Overview and Scrutiny Committee (JHOSC) held an important session focused on oncology. This meeting examined recent developments affecting Rotherham and Barnsley councils, specifically regarding oncology services. The Commission directed the Integrated Care Board (ICB) to provide a further update on these developments, including progress on the lung clinic at Rotherham Hospital. This update was expected by the end of the municipal year. The Chair emphasised that this was a substantial and fundamental area of work. It was also informed that the Commission also scrutinised the Rotherham NHS Foundation Trust's (TRFT) annual report and received an overview of priorities from Healthwatch, which was described as particularly insightful.

In November, the Commission reviewed the Place Partners' winter planning, a critical initiative at this time of year. This session also included an analysis of the findings from the JHOSC. Additionally, scoping and prioritisation meetings were completed successfully, thanks to the efforts of the Governance Advisor, Kerry Grinsill-Clinton. Two priority reviews were identified: the first focused on access to contraception and the second on NHS dentistry access. While social prescribing had not been sidelined, an additional briefing was prepared to provide new committee members with a deeper understanding of the topic. This work was scheduled to progress later in the municipal year.

It was also noted that members of the Health Select Commission had received additional briefings to support their understanding of the Commission's quality accounts. This work, prepared by the Governance Advisor, Kerry Grinsill-Clinton, was acknowledged as instrumental in equipping members with the information necessary to make informed

decisions and contribute effectively to the Commission's activities.

The Chair of the OSMB commended the Health Select Commission for tackling significant areas of work, particularly highlighting the focus on NHS dentistry as a pressing national issue.

69. FORWARD PLAN OF KEY DECISIONS - 1 DECEMBER 2024 - 28 FEBRUARY 2025

The Board considered the Forward Plan of Key Decisions 1 December 2024 – 28 February 2025.

Resolved:-

1. That the Forward Plan was noted.

70. CALL-IN ISSUES

There were no call-in issues.

71. URGENT BUSINESS

There were no urgent items.

This page is intentionally left blank

OVERVIEW AND SCRUTINY MANAGEMENT BOARD
Tuesday 14 January 2025

Present:- Councillor Steele (in the Chair); Councillors Bacon, Baggaley, Keenan, Marshall, McKiernan, Pitchley, Tarmey (substitute for Councillor A Carter), Tinsley and Yasseen.

Apologies for absence:- Apologies were received from Councillors A. Carter and Knight.

The webcast of the Council Meeting can be viewed at:-
https://rotherham.public-i.tv/core/portal/home

72. DECLARATIONS OF INTEREST

There were no declarations of interest made.

73. QUESTIONS FROM MEMBERS OF THE PUBLIC AND THE PRESS

There were no questions from members of the public and the press.

74. EXCLUSION OF THE PRESS AND PUBLIC

There were no items that required the exclusion of the press and public.

75. CALL-IN - WASTE COLLECTIONS POLICY (LISTED AS ITEM 10, ON THE 16 DECEMBER 2024, CABINET AGENDA)

At the Chair's invitation Councillor Tarmey and Councillor Yasseen expressed their reasons for calling-in the Waste Collections Policy Cabinet decision. In their views the policy contradicted some previously made statements indicated contamination rates were low. A previous Cabinet Member had been asked about the contamination rates and had given assurance, at the time, that everything was fine, rates were low.

The Cabinet Member had recently provided reassurance that recycling rates were fine and now it felt like a policy was being introduced that would be quite punitive for residents. It was felt that education was the way to address this rather than punitive fines. A greater assessment of how residents' behaviours could change should be undertaken as residents may be opting not to recycle as the documents provided to Cabinet did not indicate this. It was queried if residents would need to make additional trips to the household waste recycling centres or would lead to more being added to the non-recyclable waste bins?

The policy did not include enough detail regarding how waste could be attributed to an individual household and how this would be enforced, which could lead to inappropriately fining residents.

The carbon impact assessment did not cover the scope of things such as additional vehicle movements, which could be associated with either enforcement activities or residents making additional trips to the household waste recycling centres. The equality impact assessment did not contain enough detail.

It was noted that English was not the first language for some residents within the borough along with some multi-generational households not fully understanding the contaminations issues.

It was known that recycling rates had reduced however it was felt it was better to reinvigorate people's desire to recycle rather than threaten people with fines. It was important that the reasons for recycling were highlighted and to address the barriers and challenges to communities where the capacity to recycle was lower.

It was felt that new stickers should be placed on bins to educate and encourage residents about recycling. It was noted that the Council Plan made reference to contamination affecting the money the Council received and that the data within the plan was not accurate and hard to understand if the Council was achieving its target. Examples were cited of milk cartons being classed as general waste at the recycling centres however they were put in the appropriate bin for plastics for the curb side recycling collections.

The report did not indicate if various solutions had already been tried to address some of the issues that had impacted on recycling rates going down. No other approaches or interventions had been tried prior to fining people.

Literacy rates within Rotherham were lower so residents may genuinely not understand the requirements. This would also affect the more deprived communities and households across the borough. It was felt that recycling targets needed to be met through consent and co-operation with the communities we served. People needed to feel good about recycling.

The Chair invited members of the Overview and Scrutiny Management Board (OSMB) to raise questions and queries on the points raised earlier. In response to a query regarding why this issue had been called-in prior to any consultation being undertaken, it was noted that members needed to be confident on the data, for example the report listed one figure for the rates currently being achieved and the Council Plan listed another. The equalities impact assessment indicated that the same service was provided for everyone, whereas it should have listed that it was around having an approach that was varied to accommodate the different groups within the different parts of the borough. The policy risked punitive fines for residents without prioritising education. The carbon impact assessment had not been adequately assessed.

The decision had been called-in because it was felt it was not fit to go out

to public consultation and needed to be amended to focus on education with fines as a last resort.

Upon invitation from the Chair the Cabinet Member for Finance & Safe and Clean Communities, Councillor Alam noted there were two strands to the policy. The first was a review of the previous policies to create one accessible policy for internal purposes. The second element was the external elements of the policy noting he had raised concerns about equalities. It was not the language used but the borough had an aging population, some of whom may have dementia and could put things in the wrong bins. The policy was not designed to penalise the most vulnerable in the community but to take a common-sense approach.

Education and information was the first approach and the Council would collaborate with communities and residents over a number of weeks, with the fine being a last resort. The first thing considered was education, which was paramount, in particular how the Council promoted this and collaborated with residents to increase understanding and knowledge.

Conducting the pilots would give the Council factual evidence because people would be impacted by this change and could provide feedback on what worked and what did not. Once concluded the report and information could be presented to OSMB for further scrutiny. The pilots would provide factual information which could be taken into account before the policy was implemented.

The Assistant Director, Community Safety and Street Scene clarified that the recycling figures within the Council Plan were finalised and published at the end of September however the figures within the report were finalised and published in December, therefore the most up-to-date figures would be used at that time, which would explain some of the discrepancy between the two documents. Section 1.2.3 of the Cabinet Report presented the contamination rates as an average across the borough. It was noted that those impacts and issues would be more prevalent in some areas than others so the numbers would fluctuate dependent upon the area. The decision taken by Cabinet was to conduct a full and extensive consultation with the public in order to inform the final draft of any future policy, along with the decision to run pilots in specified areas, which were yet to be determined. Those pilots would provide more information in terms of the impact of any potential future policy.

The primary focus was about education and engagement and support to residents, to increase their understanding of the recycling system. This would support the Council's overall ambitions in terms of delivering a cleaner and greener environment. It was recognised that information and communication needed to be improved to support residents to recycle more and reduce contamination.

It was explained that a robust plan would be developed to underpin the policy implementation. In terms of communications, this would focus on a

range of different things such as effective and routine communications through media outlets. The production of effective tools, such as the introduction of a new traffic light system, containing information as to what could be placed in bins, which would support education and engagement. In terms of promoting best practice or good behaviour, proposals included the use of a green tag to be used when people got recycling right and rectified issues raised. The crucial role that community and voluntary groups played was noted by the service, who were committed to engaging with those groups. Historically, lots of work had been undertaken within schools to educate young people with a view to them sharing that information within their households.

The proposed tagging system was another tool that could be used over a 16-week period to assist with education and engagement, including consulting with those residents regarding their particular challenges to try to avoid any potential punitive measures at the end of the process. It was clarified that these powers had been in existence for a long while as part of the Environmental Protection Act 1990. Many local authorities used those powers to effectively manage waste collections however it was critical that the engagement and education approach worked hand in hand with those measures. Fines was a small part of what the service was seeking to deliver. Again, it was clarified that the decision Cabinet took was to go out to public consultation and run pilots in areas to inform the final policy position of the Council.

In response it was noted that the bin calendar was sent to all households across the borough in order to educate and engage with residents regarding which items go in which bin. Whilst not mentioned within existing policies, the draft policy looked at continuing and strengthening the work of officers directly engaging with residents and households. In areas where there was a higher prevalence, officers had engaged with young people in schools to promote education. Officers had routinely engaged with community and voluntary groups as well, particularly in areas of a higher prevalence.

The policy introduced a clear and structured approach to engagement for individual residents where particular issues or challenges were identified, such as the tagging and traffic light systems. Where bins were tagged, additional officers working directly with waste crews would engage with those residents directly. In terms of the concerns raised regarding someone else putting contaminated waste in the bin, clarification was provided that there would be a lengthy process of engagement with those households, with officers returning over a number of collection cycles before considering issuing a fine.

It was noted that there were additional disposal costs for contaminated waste of £300,000. In addition to that, there was a significant amount of recyclable waste going into the general refuse bins, for which the information and data suggested that this equated to just under £900,000 of lost income to the Council in terms of potential recyclable material.

In response it was noted that, central areas were geographically the worst areas and have potentially a more transient population. Officers are aware of a need to vary engagement significantly to engage with as made residents as possible. It was noted that any enforcement undertaken by the Council would be driven by the Council's enforcement policy, which recognised the need for officers to engage, and understand any challenges that individual households may face including language barriers, additional needs, or vulnerabilities and use those factors to guide appropriate enforcement decisions. Information on the wards with the highest and lowest contamination rates could be provided outside of the meeting.

It was clarified that fines would not be issued to generate revenue for the authority, and it was not expected that a high number of fines would be issues as the focus of the draft policy was around education and engagement, supporting residents to change behaviours and manage waste more effectively. It was noted that the Council ran a number of consultations and officers would ensure that the consultation reached as many individuals as possible. A consultation plan would be developed.

It was felt that the people who would be most anxious about the change would be older people. It was noted that the plans being developed focused around offering a robust approach in terms of education and engagement, with a view to ensuring groups are not adversely affected by this. This is also about having that direct engagement with residents on their doorsteps to understand their particular challenges. It was critical to get the waste collection service right, but it was recognised there was room to improve.

A comment was made that whilst the Council encouraged residents to recycle in the home, the Council only offered general waste bins on the street, which was not conducive to changing behaviours.

It was noted that the introduction of the Environment Act 2021 had introduced changes to the way waste was managed and collected. It introduced a legal requirement on local authorities to be able to demonstrate they were efficient and effective in terms of how waste was collected. This in turn meant supporting residents to push up recycling rates. In terms of the two pilot areas, these would be chosen using the data available. One would be an area where there were higher levels of contamination and the other would have moderate levels of contamination. The selection of any pilot areas would be done through engagement with ward members and the Cabinet Member. Concern was expressed by members that the pilot areas were not yet known.

In response it was clarified that through the powers within the Environmental Protection Act, officers had legal powers to conduct the enforcement.

It was suggested that there should be a national approach to regulate the colour of bins to aid understanding of what waste should be put in which bin.

The policy details how households may qualify for an additional general waste bin and provides information in relation to damaged bins and how residents could request replacements. It was noted that quite often where households had challenges in terms of the general waste capacity, it could be because they were not recycling properly, so additional education and engagement would help to manage their capacity better.

In response it was clarified that the length of the pilot period had been set to run over a period of time where fines could potentially be issued but the intent was not to issue any fines before the policy was brought back to Cabinet for final approval. The service had a number of out of hours enforcement staff who would be able to visit residents outside of normal office hours.

The consultation period would start from April 2025. Education and engagement to help people understand about rinsing the recycling before putting it in the bins reduces contamination would be included.

The Cabinet Member for Finance & Safe and Clean Communities, Councillor Alam noted that the policy was around culture changes rather than fining residents. The culture could be changed through education, raising awareness, and providing information. All of those aspects would improve recycling rates. The pilots would enable the Council to understand from residents what the issues were. Consultation would be undertaken in an inclusive manner, ensuring those hard to reach, vulnerable groups were included.

As supporters of the call-in, Councillor Tarmey and Councillor Yasseen indicated that they had expressed their concerns with the policy. They felt it was excessively punitive and lacked sufficient focus on education. The right data needed to be available prior to the policy being considered. Concerns regarding the literacy rates within the borough were highlighted as a barrier to reaching everyone along with the impacts of additional vehicle movements that had not been listed within the carbon impact assessment.

The Chair noted that OSMB had three options available with regard to the call-in. The first was that OSMB did not support the call-in request and therefore the original decision could be implemented. The second was to refer the decision back to the decision maker, Cabinet, for reconsideration, with OSMB setting out the reasons in writing. The third was that OSMB referred the matter to Council for consideration.

The Chair noted that a big concern was that the pilot areas had not been listed and it was felt that when a policy such as this was brought forward for consideration the pilot areas should have been included within the

report presented. It was expected that this information would be provided to this committee. If option one was the preferred option, it was suggested that the policy be presented to OSMB before it was considered by Cabinet following the conclusion of the consultation. The report back to OSMB should include a detailed education plan and an updated equalities impact assessment which addressed the concerns raised and provided assurance to OSMB prior to Cabinet's consideration.

A counter view was put forward that the decision should be referred back to the decision maker, Cabinet, for reconsideration. There was no desire for people to be fined. The Chair clarified that option one was that OSMB did not support the call-in request and therefore the original decision could be implemented with the inclusion that officers were clear and provided information about the locations for the pilot areas and that information be provided around the education plan and that it was presented back to OSMB before any fines were issued. It was noted that assurance had been provided that no fines would be issued during the consultation period.

The Chair moved to a vote for those in favour of supporting option one with the additional recommendations. Five members of the Board voted in favour of that option. The Chair then moved to a vote for those in favour of supporting option two, of which five members of the Board voted in favour of option two. The Chair's casting vote was used in favour of supporting option 1 with the additional recommendations.

Resolved: that the Overview and Scrutiny Management Board:

1. **Did not support the call-in request and therefore the original decision could be implemented.**
2. **Agreed that officers provided information about the locations for the pilot areas to a future meeting.**
3. **Agreed that information be provided detailing the education plan associated with the policy and that it was presented back to OSMB for consideration prior to agreement by Cabinet.**

76. HOME TO SCHOOL TRANSPORT

At the Chair's discretion and the Boards agreement, this item was deferred to the next meeting.

77. COUNCIL PLAN AND YEAR AHEAD DELIVERY PLAN PROGRESS UPDATE

Councillors Pitchley, Tarmey and Yasseen, left the meeting during the discussions on this item.

The Chair invited the Leader and Chief Executive to introduce the report. The Leader explained this report was the regular update on the Council Plan performance, indicating where the Council was on its activities and the impact of some of those on the wider borough.

The Year Ahead Delivery Plan provided an updated position up to December 2024. In terms of the 'Every neighbourhood thriving' theme, ward plans had been agreed. The pavement parking hotspot activities were underway, and a register of locations was being compiled. The new pedestrian crossing at Upper Wortley Road had been opened. Most of the Towns and Villages fund works had been completed but there were a small number left outstanding. A scheme at Brinsworth had been delay due to the complex legalities however work was due to begin in a number of weeks.

Moving on to the 'People are safe, healthy, and live well' theme, it was noted that the new Learning disability Strategy and the all-age Autism Strategy were in place. Construction had begun at Canklow where the new Castle View facility on Warden Street would be supporting people with complex support needs, and acting as a hub for wider community activity, learning and skill development. More than 1.5 million pounds worth of food vouchers were issued to children from low-income households through the school holidays.

It was noted that the Housing event focussed on securing a pipeline of future investment in new affordable homes was delayed until Quarter 4, as the South Yorkshire Development Partnership Forum was brought forward from Quarter 4 to Quarter 2. Regarding the new homes at Eastwood, which were part of the Housing Growth Programme, these were delayed.

In terms of the 'Every child able to fulfil their potential' theme it was noted that the complete refurbishment of a second two-bedroom residential children's home to make sure Children in Care and young people can stay in the borough had taken place, with three further homes being on track for completion. During the summer period, consultation was undertaken on the new Water Splash facility at Clifton Park with children, parents and carers. The baby pack scheme was going live, where mothers to be reaching the 26 weeks check with their midwives would be offered the opportunity to sign up to receive a baby pack. The Children's Capital of Culture programme was underway, and it was worth nothing that no actions were off track in this theme.

Within the 'Expanding economic opportunity' theme the hotel and cinema at Forge Island opened in Quarter 2 2024-25. However, new eateries on the site had been delayed, but negotiations had taken place with alternative operators and were in advanced stages. The demolition of 3-7 Corporation Street had taken place. The redevelopment plans for Wath Library and Dinnington High Street were on track. The Levelling Up Fund schemes at Wentworth Woodhouse and Gulliver's Skills Academy were slightly delayed but expected to be completed within the next six months.

As part of the 'A cleaner, greener local environment' theme, it was highlighted that the Green Flag award had been achieved for Clifton Park;

Greasbrough Park; Rother Valley Country Park; and Thrybergh Country Park. Copies of the Storm Babet report was distributed to residents and businesses affected by the flooding. The structural repair of Centenary Way Viaduct remedial works was completed nine weeks ahead of schedule. The submission of finalised Outline Business Case for Rotherham Mainline Station was now anticipated by February 2025 to South Yorkshire Mayoral Combined Authority and May 2025 to the Department for Transport. A review was being undertaken to fully incorporate the wider economic benefits.

There were delays to the heat decarbonisation plan due to delays in the construction of the Rotherham heat network. This was a technical piece of work which hinged on a private sector partner running it. It was noted that there was a back up plan in place around air source heat pumps but that would require a separate piece of work to be undertaken. No suitable Council site had yet been identified for low carbon energy generation. A wider assessment of suitable land across the borough was being undertaken, but completion of timelines remained uncertain.

Under the ‘One Council’ theme it was indicated that the Council’s Values had been refreshed and were relaunched following an internal staff engagement exercise.

At the Chair’s invitation the Chief Executive highlighted some of the performance measures, noting that thirty-three performance measures had hit their targets in quarter two. The Council was outperforming on it’s new volunteering opportunities. The number of people who thought antisocial behaviour in their area was a big problem showed a decrease of about 10% compared to quarter one. The local principal road networks and local unclassified road networks were classed as green status, which meant they were working well and above their end of year target.

The Council had a steady trajectory for reducing the number of children in in care because they were being supported in other ways. The Council was outperforming on the number of engagements with library services where people were getting held with skills or access to jobs. Good progress was being made on digital transactions, meaning the Council was making it easier for people to contact it in ways that helped them.

The Council had thirty-four effective enforcement actions against fly-tipping and over two thousand, four hundred and forty-five effective enforcement actions for other environmental crimes.

It was noted that twenty-four performance measures had missed the target in quarter two however work was being undertaken to ensure these were met by year end. The Council had eighty-one antisocial behaviour and community protection notices issued in quarters one and two with a target of two hundred at the end of year. The Council was noting an increase in the number of people entering long-term residential care and whilst every individual was treated as they needed to be treated, the

Council would want to see less people entering care either because they did not need to, or alternative settings were available. The Council's target for two-year-olds accessing early education places was eighty-five percent. The Council was currently at eighty-three percent however the national average was seventy-four percent so whilst above the national average the Council was not quite at the level it wanted so further work was being undertaken.

The Chair thanked the Leader and Chief Executive for their presentation and invited questions.

In response to a question by the Vice-Chair the Leader explained that increasing costs associated with a capital project would not known as slippage. Slippage was schemes that were not delivered on time, so the funding needed to go back in the program or that something in the scheme required further attention. The cost projections for a project would not be an indicator of slippage. Where something happened, the initial feeling would be of frustration, but the relevant Cabinet Member and Strategic Director would converse to understand the reasons behind the delay to that capital scheme. Some contingency was built into schemes but sometimes there are unforeseen aspects that need addressing to bring the scheme back on track. The Council had a process to look at those type of capital schemes across the board to understand the lessons learned to minimise the risk for future projects.

The Vice-Chair noted the findings of an Internal Audit report that had been considered by the Audit Committee and sought clarification on who commissioned the report. The Leader explained that the capital programme was much larger than it was a number of years ago and though various reasons the Council had lost a lot of capacity amongst its officers. This meant that when funding became available, the Council was not always as prepared, with draft projects, as it would want to be. The report referred to emerged from the instances previous mentioned to ensure the funding received was well spent. It was also noted that the review mentioned was now out of date as a result of the activity taking place in Finance addressing those issues.

The Chief Executive noted that part of Internal Audit's work programme consisted of planned audits that had been requested by chief officers, in conjunction with the Cabinet Members as part of good governance practices. This enabled the Council to identify aspects, learn lessons and through the reports considered by the Audit Committee in a transparent way, show members that actions were being taken. A concern was expressed that if people were critical of audit reports, then officers would not commission them when the purpose was to shine a light on a topic in a transparent manner, to provide learning and improve services. In particular the Council was keen to understand the challenges around the capital programme, one of which was ensuring there were people with the right skills available. The Council would not be able to recruit some of those people, so would look to develop its own staff where possible but be

clear where external skills were required. The report was commissioned by the Strategic Director for Finance and Customer Service following discussions with herself and the Monitoring Officer.

It was noted that there would always be challenges to the capital programme, due to skills, commissioning needs, and increased costs but that did not mean the Council did not want to deliver as much as it could within the available resources.

The Strategic Director for Finance and Customer Service indicated the report was commissioned to increase understanding and improve the service provided. It was not felt that these issues affected all capital schemes but there were a number which had cost more than originally anticipated and there was a need to understand the reasons for that.

The Vice-Chair raised concerns about the need for documented procedures and guidelines to be available for officers and indicated the importance of the audit report. Concerns around slippage with various projects had been raised previously. The Chair noted the audit report had been produced as a result of officer's concerns and that it had been considered through the appropriate channels. The Audit Committee had acted and would monitor the outcomes of the report.

Councillor Blackham sought clarification if the land associated with the Dinnington scheme had now been acquired as this could be quite a time-consuming process. The Leader confirmed that the Compulsory Purchase Order (CPO) was in progress, and it was hoped that conclusions could be reached quite quickly however a particular time limit could not be guaranteed and the Council was using its best endeavours to being the scheme back on track.

Councillor Yasseen welcomed the creation of the Learning disability Strategy and the all-age Autism Strategy, along with the impact of investment in free-school meals. Looking at Appendix One, it was acknowledged that two data points could exist at the same time however in terms of the performance measures, it was queried if there was confidence that these would revert, and the decline be addressed in the next quarter? The Leader explained that there were many things associated with performance measures that were beyond the Council's control, some that were and other aspects in the middle so it would be wrong to say there was confidence that they would revert, but the report provided a reasonable and factual assessment of the work being undertaken to achieve those performance measures.

Councillor Yasseen welcomed the publication of the ward plans but expressed disappointment that the new starter apprenticeships had not been implemented as it was felt there were two aspects that had not progressed. The first was the employment of Under 25's and the second was the recruitment of those with a Black, Asian, and minority ethnic (BAME) background. The Leader clarified that a member of staff within

the Assistant Chief Executive's directorate was tasked with that work to understand where the best places were for the Council to be engaging with people to undertake recruitment. One of the issues identified was the need for a specialist position to hold a masters degree, for example, however if a person held a masters degree, they were probably aged 23 or older so the window for recruiting them as an under 25 was quite narrow.

The Assistant Chief Executive explained that work had been undertaken with communities, partner agencies and voluntary and community groups to engage with a large number of residents to understand the barriers faced. The Council was working with Sheffield Hallam University and had undertaken a range of events, which was resulting in more applications coming through.

Councillor Yasseen challenged the Council's target of eighty-five percent of 2-year-olds taking up early education, querying if it was too ambitious? The Assistant Director, Education & Inclusion clarified the national average was seventy-five percent and the Council wanted to set an aspirational target, which was expected to be met by the end of the year. This showed Rotherham's commitment to early education.

The Vice-Chair noted the audit report discussed earlier only had scope for three projects and there was no guarantee that those issues did not happen across other projects. It was also noted there had been a lot of ice and snow on pavements and it was queried how the Council could improve its outcomes to ensure the paths and roads were gritted more effectively.

The Leader took the opportunity to thank staff who had been working twenty-four-seven across shifts for the last week or so. Once snow was on the pavements and became frozen it was hard to manager. Grit was put on the roads and then people drove on them which helped keep the highways clear. Staff had been out hand salting the pavements. The borough had a lot of snow wardens in place to help as well. In response it was noted that a written response would be provided to OSMB regarding how the Council went about insuring its snow wardens.

Upon the vote the following was resolved:

Resolved: That the Overview and Scrutiny Management Board supported the recommendations that Cabinet:

1. **Note the overall position in relation to the Year Ahead Delivery Plan activities.**

2. **Note the Quarter 2 data for the Council Plan performance measures.**

3. **Note that future a progress report covering the remainder of**

the year will be presented to Cabinet in July 2025.

Further actions that arose from discussions were that:

- **Information regarding how the Council insured its snow wardens would be provided to OSMB.**

78. NOVEMBER 2024-25 FINANCIAL MONITORING REPORT

At the Chair's invitation Councillor Alam, Cabinet Member for Finance and Safe and Clean communities introduced the report, noting that as of November 2024, the Council estimated the overspend at £4.6m for the financial year. This was due to demand led pressures on children's residential placements, adults social care packages, home to school transport and the impact of the Local Government Pay Award.

In addition, the Council was still impacted by the inflationary pressures in the economy. Even though inflation had now fallen to 2.3% (albeit an increase from 1.7% in October), the Council's base costs had significantly increased across the recent high inflation period by well in excess of 20%. Increased costs across this period were also being felt by the social care market, in particular leading to market prices increasing at above inflation levels and placing further pressures on the Council's Budget.

Whilst the Directorate overspend which stood at £15.5m was concerning, it had reduced from a peak of £17.2m and elements of this overspend were forecast with two key Budget contingencies created as part of setting the Council's Budget and MTFS for 2024/25. The Council set a Social Care Contingency of £3.4m and a Corporate Budget Provision of £3.5m to support anticipated pressures across Social Care and Home to School Transport, whilst detailed review work of these services was undertaken, and operational improvements were delivered to reduce cost pressures and create cost avoidance.

The Council's Treasury Management Strategy continued to perform well with the Council's approach to borrowing adapted to minimise the level of borrowing and borrow short term, to ultimately minimise interest costs. It was estimated that this should see the Council generate savings of at least £4m for 2024/25, though again market conditions are out of the Council's control.

Although the final forecast overspend was £4.6m at this stage, further management actions were being identified along with trying to bring expenditure in line with budget setting.

The Assistant Director, Financial Services explained they had been actively working with all key service areas facing pressures to reduce costs were possible in year, to maximise grant funding and ensure any non-essential spend was removed. That activity would continue through to the end of the financial year and the aim was to minimise the use of reserves at year end.

Reserves would be required if there was an overspend at year end. It was expected that the £4.6m would reduce a little further through those activities.

The Vice-Chair noted that the South Yorkshire Mayoral Combined Authority (SYMCA) had been indicating that the government would allow ten percent of capital monies to be used for revenue purposes, would that flexibility become available the Council? The Assistant Director, Financial Services explained that local authorities had had the ability, since 2022, to capitalise some revenue activity if linked to change and transformation programmes however it was not known if the flexibilities for SYMCA would also be available to the Council. It was noted the Council would not was to push too much of its revenue costs into capital against borrowing funded schemes.

The Assistant Director, Financial Services noted that when the budget for home to school transport was set in 2024-25, an overspend was anticipated, in the region of around £3.5million. A programme of change was taking place with various elements being considered.

Councillor Blackham sought clarification regarding the use of reserves to meet the shortfall. The Assistant Director, Financial Services explained that the Adult Social Care pressures weren't foreseen when the budget was set and the shortfall would be filled from reserves already earmarked for financial support.

Upon a vote the following was resolved:

Resolved: That the Overview and Scrutiny Management Board supported the recommendations that Cabinet:

1. **Note the current General Fund Revenue Budget forecast overspend of £4.6m.**

2. **Note that actions will continue to be taken to reduce the overspend position but that it is possible that the Council will need to draw on its reserves to balance the 2024/25 financial position.**

3. **Note the updated position of the Capital Programme, including proposed capital programme variations to expenditure profiles and funding.**

79. MEDIUM-TERM FINANCIAL STRATEGY UPDATE

At the Chair's discretion and the Boards agreement, this item was deferred to the next meeting.

80. QUESTION AND ANSWER SESSION WITH THE LEADER OF THE COUNCIL

At the Chair's discretion and the Boards agreement, this item was deferred to the next meeting.

81. URGENT BUSINESS

There were no urgent items.

This page is intentionally left blank

MTFS Update
OSMB 14th January 2025

Local Context

Main pressures

- Placement pressures within Children and Young People's Services and Adult Social Care.
- Home to School Transport pressures within Regeneration and Environment and Children and Young People's Services.
- Pressures on income generation within Regeneration and Environment, relating to the longer-term recovery from Covid-19 and the cost of living crisis.
- Inflationary costs impacting the cost of food in Schools Catering and contractual and provider inflation impacting Children and Young People's Services.
- Increased costs of homelessness due to increased demand.
- Increased property costs
- Impact of the Local Government Pay Award.

How the Council is funded

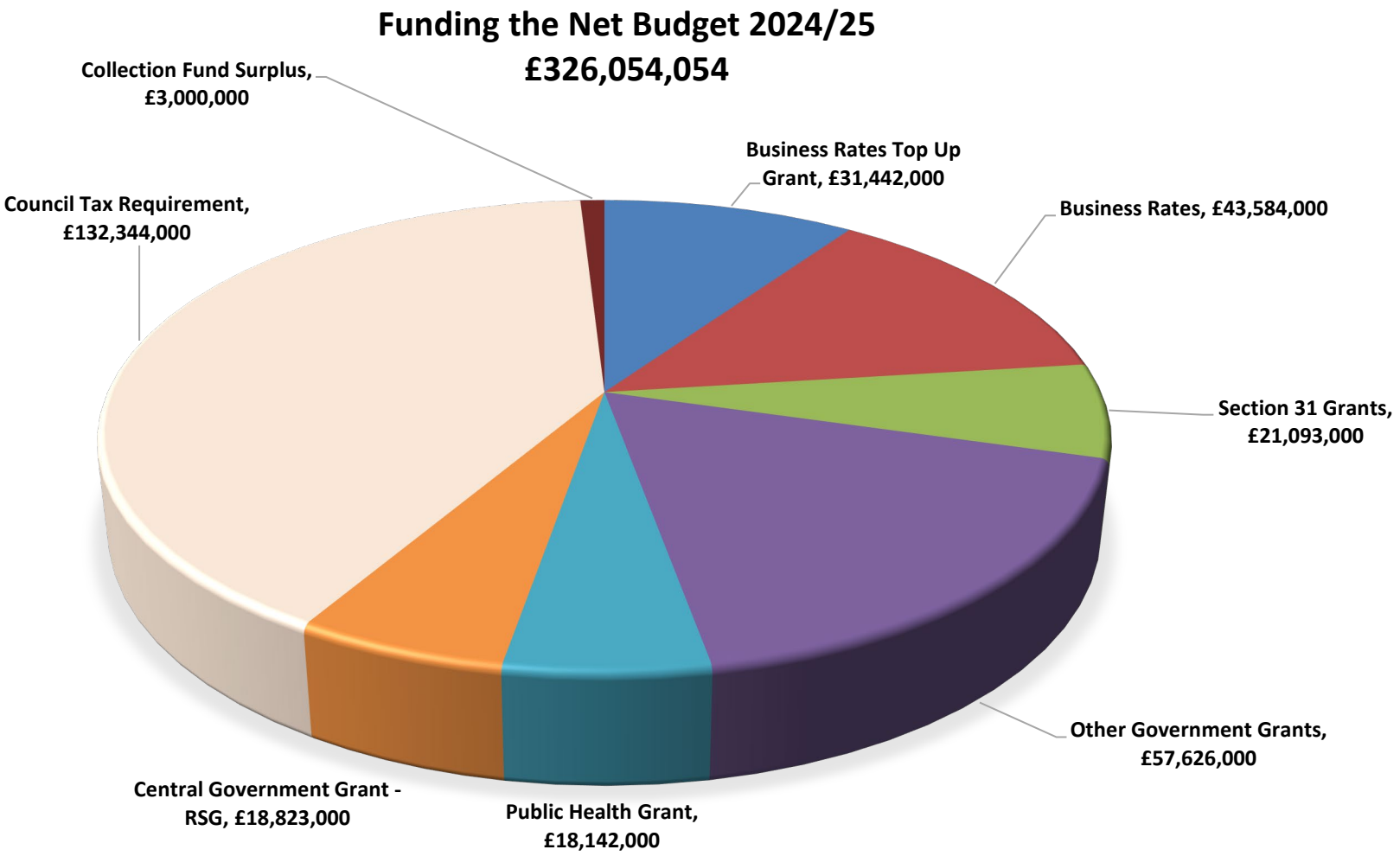

Where the money is spent (net)

Net Revenue Budget 2024/25
£326,054,000

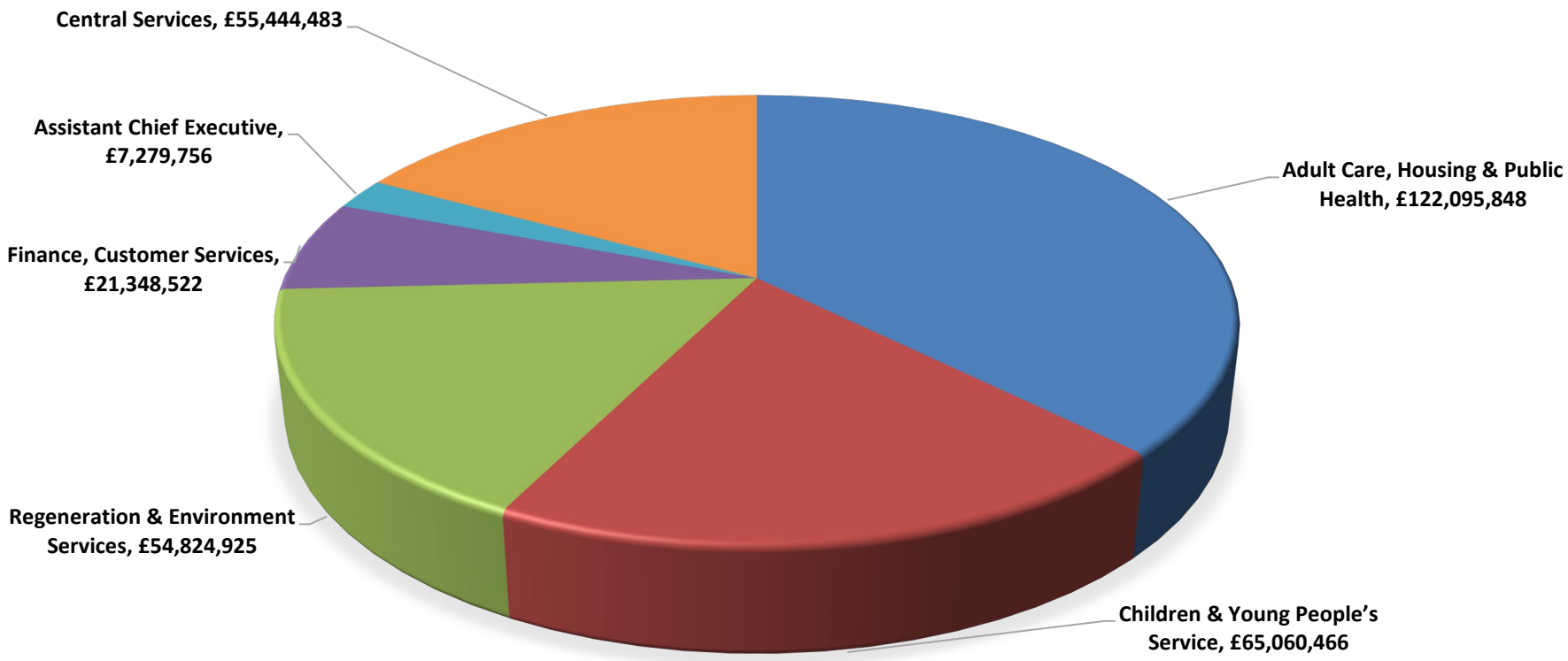

Net Revenue Budget Comparison

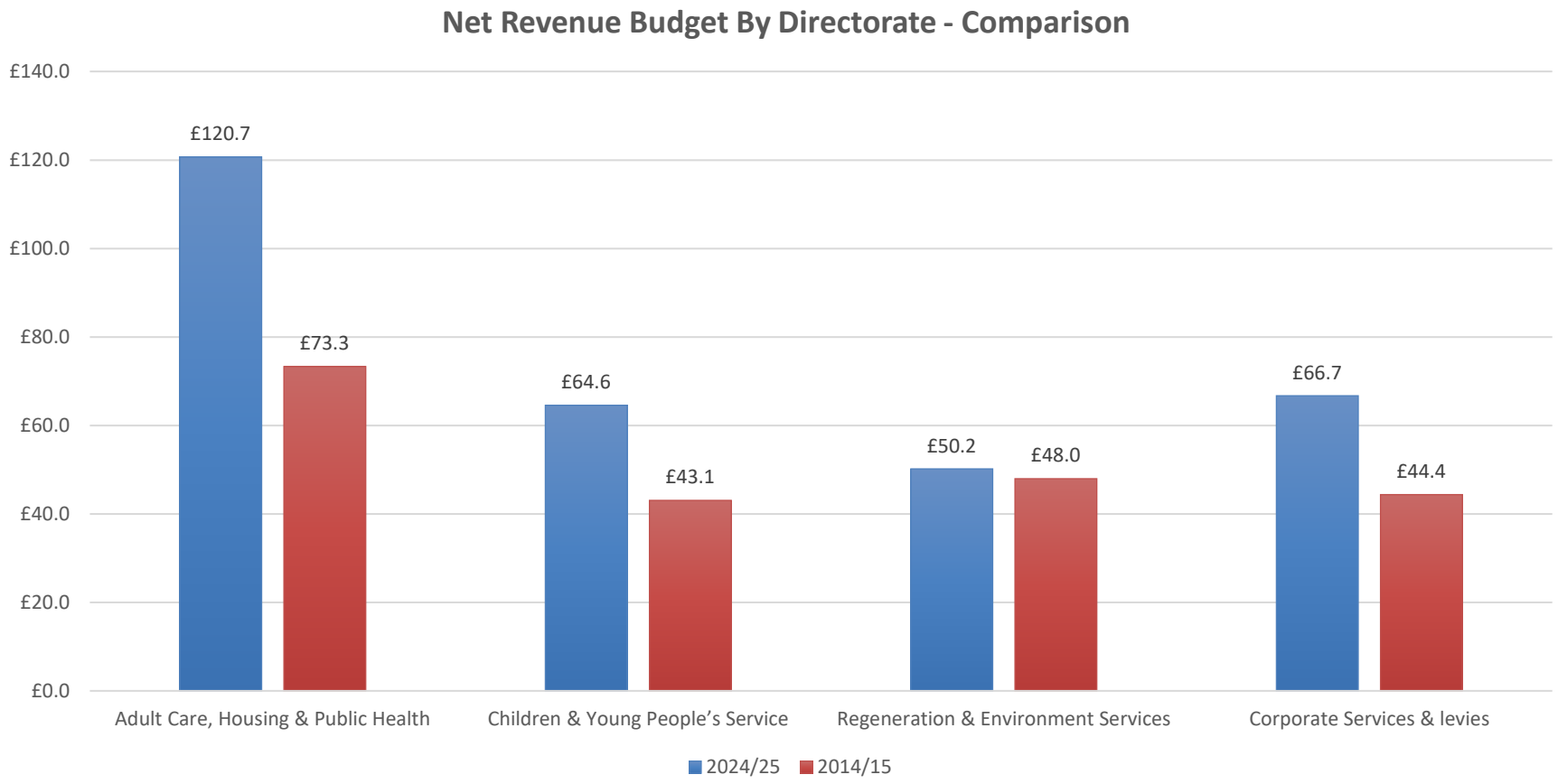

Budget 2024/25 & MTFS

In order to set a balanced Budget for 2024/25 the Council approved the following:

- Further increases in fees and charges to 6% (up from MTFS plan of 2%)
- Council Tax increased by 3.5% out of a possible 5% (0.5% above what had been assumed in MTFS)
- £4.6m use of reserves across 2024/25 and 2025/26 (£9m less than planned at 2023/24 Budget)
- No new savings for 2024/25
- New revenue investments of £1.8m
- Funding gap of £6.6m in 2025/26, not a concern at that point given uncertainty and time.

Net Budget Position	2024/25	2025/26
	£000	£000
Gap	0	**6,630**

2024/25 Current Financial Challenge

£17m underlying pressures - £6.9 Budget Contingencies - £4m Treasury Management benefit = £6.1m forecast overspend

- Placement pressures within Children and Young People's Services (£4.8m) and **Adults Social Care (£6.6m).**
- Home to School Transport pressures within Regeneration and Environment (£2.5m) and Children and Young People's Services (£1.1m).
- Inflation has rebased our costs, over 20% increase in base costs over last 2 years.
- Increased costs of homelessness due to increased demand.
- Pressure in waste management on staffing, vehicle costs, disposal costs and related income.
- Impact of the Local Government Association (LGA) Pay Award.

November Monitoring Position 2024/25

Directorate	July Forecast Variance over/under (-)	Movement since July	November Forecast Variance over/under (-)
	£m	£m	£m
Children and Young People's Services	5.5	0.3	5.2
Adult Care, Housing & Public Health	6.8	0.8	6.0
Regeneration and Environment Services	4.7	-0.5	5.2
Finance and Customer Services	0	0.7	-0.7
Assistant Chief Executive	0	0.2	-0.2
Central Services	-10.9	0	-10.9
Directorate Forecast Outturn	**6.1**	1.5	**4.6**

Budget and MTFS Update	2025/26	2026/27	2027/28
	£000	£000	£000
Gap	**6,630**	**9,683**	**12,507**
H2S	800	800	800
CYPS Placements Current Pressure above cont	1,000	-	-
CYPS inflationary pressures	1,238	1,238	1,238
Waste Management Pressures	500	500	500
Homelessness (£1m pressure in 23/24)	-	-	-
Adult Demand pressures 24/25 & step up into 2025/26	13,200	13,200	13,200
Pay award assumptions	3,300	3,300	3,300
Minor MTFS adjustments	310	310	310
September CPI Impact at 1.7% rather than 2%	343	350	357
Impact of NIC increase	4,544	4,544	4,544
Energy position	- 500	- 500	- 500
School Meals	- 1,200	- 1,200	- 1,200
CYPS Placements Contingency removed		- 3,400	- 3,400
Treasury Management MTFP	- 4,000	- 4,700	- 5,000
Collection Fund	- 2,000	- 2,000	-
Management Actions / Budget Recovery	- 5,850	- 4,674	- 4,674
New Funding for employers NIC cover	- 4,544	- 4,544	- 4,544
New Funding for Adult Social Care (£600m)	- 3,360	- 3,360	- 3,360
New Funding for General Purposes (£700m - Potentially up to £2.8m)			
Revised Position October 2024	**10,411**	**9,547**	**14,078**

December MTFS Update

Technical update to Cabinet

- Picking up on what we know, rather than trying to pre-empt Governments plans.
- Deal with inflation, energy, pay award position.
- Refresh future pay assumptions
- Refresh Council Tax / Business Rate assumptions
- Refresh Fees and Charges assumptions
- Expected Budget Gap of £5m-£10m per annum (pending Autumn Policy Statement clarity)

Autumn Statement & Provisional Settlement Impacts

- September's CPI was confirmed at 1.7%, £350k resources reduction
- Autumn Statement & Provisional Settlement really positive
- £1.3bn extra – inc £0.68bn for Social Care (£3.8m for RMBC)
- Bulk of £0.7bn is new recovery grant, to be provided on deprivation basis (£8.7m for RMBC – Services Grant cut £0.4m)
- £1bn more for SEND – expected to flow into Dedicated Schools Grant to support High Needs Block.
- Extended Producer Responsibility (EPR) grant- £6.1m
- £233m for Homelessness grant continues £86m for further Disabled Facilities Grants
- Household Support Fund to continue for a further year
- New Homes Bonus announced for further year £1.4m
- NIC funding of £515m to cover LA pressures, concerns around allocation.

Budget and MTFS Update	2025/26	2026/27	2027/28
	£000	£000	£000
Approved MTFS Position per Budget and Council Tax Report 204/25	**6,630**	**9,683**	**12,507**
H2S	800	800	800
CYPS Placements Current Pressure above contingency	2,000	-	-
CYPS inflationary pressures	1,738	1,738	1,738
Waste Management Pressures	1,500	1,500	1,500
Homelessness (£1m pressure in 23/24)	-	-	-
Adult Demand pressures 24/25 & step up into 2025/26	11,800	11,800	11,800
Pay award assumptions	3,300	3,300	3,300
MTFS adjustments / inflationary impacts	1,327	890	890
September CPI Impact at 1.7% rather than 2%	343	350	357
Impact of NIC increase	3,900	3,900	3,900
Energy position	-500	-500	-500
School Meals	-1,200	-1,200	-1,200
CYPS Placements Contingency removed	0	-3,400	-3,400
Treasury Management MTFP	-3,000	-4,240	-4,000
Collection Fund		-2,000	-2,000
Management Actions	-6,323	-5,138	-5,138
New Funding for employers NIC cover	-2,500	-2,500	-2,500
New Funding for Adult Social Care (£600m)	- 3,808	- 3,808	- 3,808
New Funding - Recovery Grant - £600m (less Services Grant cut)	-8,323	-8,323	-8,323
New Homes Bonus	-1,452	0	0
Extended Producer Responsibility	-6,100	-4,000	-4,000
Revised Position	**132**	**-1,148**	**1,923**

Decision points

The following areas are decision points to be considered in order mitigating the revised budget gap.

- Fees and Charges uplifted above assumed 2%
- New savings proposals
- Council Tax increases above the 3% assumed in the MTFS (max 5%)
- Further use of reserves
- New investments Capital or Revenue

Reserves Position

	Approved Budget & MTFS 24/25
Total General Fund Reserves	59.0
Use in 24/25	
Treasury Management Savings	-4.2
Covid Recovery Fund	-0.1
Local Council Tax Support Grant	-1.2
Collection Fund Income Guarantee Grant	-0.7
Use in 25/26	
Treasury Management Savings	-0.4
Budget and Financial Strategy Reserve	0
Use in 26/27	
Treasury Management Savings	
Budget and Financial Strategy Reserve	
Use in 27/28	
Budget and Financial Strategy Reserve	
Total General Fund Reserves	**52.4**
Reserves Balance at point of 2023/24 Budget	43.7
Net improved reserves position	**8.7**

Corporate Reserves	**Balance as at 31 March 2024**	**Balance as at 31 March 2026**
	£m	**£m**
Corporate Reserves		
Budget and Financial Strategy	13.9	13.9
Business Rates	4.0	4.9
Corporate Revenue Grants Reserve	2.5	2.5
Covid Recovery Fund	0.1	0.0
Local Council Tax Support Grant	1.2	0.0
Collection Fund Income Guarantee Grant	0.7	0.0
Treasury Management Savings	11.6	7.0
Total	**34.0**	**27.4**
General Fund Minimum Balance	**25.0**	**25.0**
Total General Fund Reserves	**59.0**	**52.4**

Challenges ahead

- **Adult Social Care** cost of care packages, rising demand and complexity leading to large pressures. Last 2 years has seen demand/pack complexity rise by £7m (excluding inflationary increases).
- **Home to School Transport** - £3.5m contingency doesn't appear to be sufficient for long term sustainability (£4.3m current year overspend).
- Future **Pay Awards** remain difficult to predict, 2024/25 impact £3m above Budget. Inflation is now down below 2%.
- **CYPS Placements** remains a challenge nationally
- **Waste** remains a challenge though work around route optimisation will reduce impact.
- **Autumn Statement** understanding the full and true impact of what appears to be a positive outcome for the Council.

Impact of additional Council Tax Increases

- The current MTFS assumes a Council Tax increase of 2.99%.
- 1.99% basic and 1% Adult Social Care Precept
- The Financial Settlement (2025) gave capacity to uplift basic to 2.99% and Adult Social Care Precept by 2%, creating a maximum increase of 5% for 2025/26.
- The table below outlines the annual and cumulative impact of these potential increases for 2025/26, if utilised.

	£m
Council Tax Increase Impact 3%	3.970
Council Tax Increase Impact 4%	5.294
Council Tax Increase Impact 5%	6.617

Impact of increase in Council for 2025/26 at 3%, 4% and 5%

		Impact of Council Tax Increases 2025/26								
Council Tax Band		A	B	C	D	E	F	G	H	Tax Base
		£	£	£	£	£	£	£	£	BDE (ESTIMATE)
2024/25 Total RMBC only (Basic and ASC) (excl. Police, Fire and Parishes)		1210.76	1412.56	1614.35	1816.15	2219.73	2623.32	3026.91	3632.29	72,871

NB Band Taxes are Band D/9 multiplied by proportion specified.

Percentage Increase	3.00%	1247.09	1454.94	1662.79	1870.63	2286.33	2702.03	3117.72	3741.27	
		1.030	1.030	1.030	1.030	1.030	1.030	1.030	1.030	
Rounded and		1247.09	1454.94	1662.79	1870.63	2286.33	2702.03	3117.72	3741.27	
Cash increase full year		36.33	42.38	48.44	54.48	66.60	78.71	90.81	108.98	
Cash increase per week (52.143pa)	52.143	0.70	0.81	0.93	1.04	1.28	1.51	1.74	2.09	
Additional yield (2022/23 Tax Base)										3,969,[illegible]5

		A	B	C	D	E	F	G	H	
		£	£	£	£	£	£	£	£	
Percentage Increase	4.00%	1259.20	1469.06	1678.93	1888.80	2308.53	2728.26	3147.99	3777.59	
Cash increase		48.44	56.50	64.58	72.65	88.80	104.94	121.08	145.30	
Cash increase per week (52.143pa)	52.143	0.93	1.08	1.24	1.39	1.70	2.01	2.32	2.79	£
Additional yield / per week increase above 3		*0.23*	*0.27*	*0.31*	*0.35*	*0.43*	*0.50*	*0.58*	*0.70*	5,294,042
									Additional to current MTFS	1,324,057

		A	B	C	D	E	F	G	H	
		£	£	£	£	£	£	£	£	
Percentage Increase	5.00%	1271.31	1483.19	1695.07	1906.96	2330.73	2754.49	3178.26	3813.92	
Cash increase		60.55	70.63	80.72	90.81	111.00	131.17	151.35	181.63	
Cash increase per week (52.143pa)	52.143	1.16	1.35	1.55	1.74	2.13	2.52	2.90	3.48	£
Additional yield / per week increase above 3		*0.46*	*0.54*	*0.62*	*0.70*	*0.85*	*1.01*	*1.16*	*1.39*	6,617,370
									Additional to current MTFS	2,647,385

Local Council Tax Support Top Up

2024/25 and 2025/26 scheme update:

- Council approved Budget 2024/25 included LCTS Top Up scheme
- The scheme was to run on the same basis as 2023/24 the cost will range from £1.7m to £1.9m dependent on LCTS levels.
- Grant reserves available and earmarked to fund this in 2024/25 only.
- Household Support Fund for 2024/25 announced initially for 6 months, so used to cover £500k of cost. Further 6 months extension has allowed that to be topped to £650k.
- As such around £650k to £850k could be carried forward for a scheme in 2025/26 (roughly half the support)
- If HSF is a full allocation for 2025/26 as expected a full LCTS Top Up could be run again.

Budget 2024/25 Key Dates

Date	Item
September CPI release date 12th October	Crucial step in core settlement process as this rate drives the inflationary uplifts on much of the settlement. MTFS assumes 2%, current CPI was 1.7%
Autumn Statement 30th October	This will provide indications of what will be in the provisional settlement
OSMB 13th November	September Financial Monitoring
Cabinet 18th November	September Financial Monitoring
Cabinet 16th December	MTFS Technical Update
Provisional Settlement Mid-December estimate	Provisional financial settlement to support MTFS and Budget assumptions
OSMB 14th January	November Financial Monitoring Report
OSMB 14th January	MTFS Technical Update post Provisional Settlement
Final Settlement Early January estimate	Finalisation of budget post Settlement
Cabinet 20th January	November Financial Monitoring
OSMB Wednesday 5th February	Budget and Council Tax 2023/24 and MTFS report December Financial Monitoring Report
Cabinet Monday 10th February	Budget and Council Tax and MTFS report December Financial Monitoring Report
Council Wednesday 5th March	Budget and Council Tax and MTFS report including Statutory Resolution of Council Tax

This page is intentionally left blank

Overview and Scrutiny Management Board Review

Home to School Transport

Contents

- Statutory Duties
- Home to School Service Overview
- Cohort Overview
- Budget Overview
- Demand Overview
- Actions to date
- Impact
- Future Plans

Statutory Duty

Section 508B of the Education Act 1996 – travel arrangements for "eligible" children to "qualifying school".

- Policy guidance:
- 'Home to School Travel and Transport Guidance' 2014 updated June 2023 (DfE)
- 'Statutory guidance for local authorities for Post-16 travel support to education and training', revised January 2019 (DfE)
- SEND Code of Practice

Eligible children are:

- Compulsory school age (5-16)
- Attending their nearest suitable school which is more than the statutory walking distance from the address their child benefit is paid to
- Unable to walk because of SEND (even accompanied by a parent)
- Unable to walk in reasonable safety (even accompanied by a parent)
- From low-income households

Qualifying schools are:

- Community schools, foundation schools, voluntary aided and voluntary controlled schools;
- Academies (including free schools, university technical colleges, studio schools and special schools);
- Alternative Provision academies/ Pupil referral Units;
- Community or foundation special schools
- Non-maintained special schools;
- Maintained nursery schools (where attended by a child of compulsory school age); and
- City technology colleges and city colleges for the technology of the arts

Service Overview

- Home to school sits as part of Regeneration and Environment with Education and Health Care Planning (EHCP) and processes in Children and Young Peoples Services
- Mix of EHCP and Statutory Travellers in the cohort
- Direct travel solutions and commissioned solutions
- Independent Travel Training (ITT) Offer
- Services are also provided to Adults
- Mixture of solutions including ITT, Personal Travel Budgets, Zoom Zero Bus Pass, Shared Transport and Single Occupancy

Cohort Overview

1805 Children and Young People receive home to school transport.

1241 are children with an EHCP.

- Children attending their nearest suitable school which is more than the statutory walking distance. (NAS)
- Unable to walk because of SEND (EHCP)
- From low-income households
- Children in Care who don’t have an EHCP (LAC)
- Children/ Young People outside of compulsory school age including under 5’s and 16+ (DISC)

Budget Overview

	Actual	Budget	Overspend	Expenditure Increase (%) (Actuals)	Expenditure increase (£) (Actuals)
24/25 (Forecast)	8,709,156	5,658,734	3,050,422	5.05	418,404
23/24	8,290,751	5,762,051	2,528,700	13.79	1,005,004
22/23	7,285,747	5,603,125	1,682,622	20.60	1,244,690
21/22	6,041,057	4,266,417	1,774,640		

Demand Overview

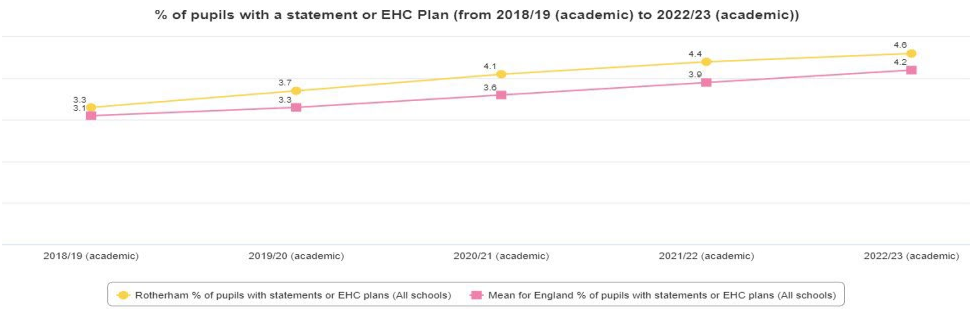

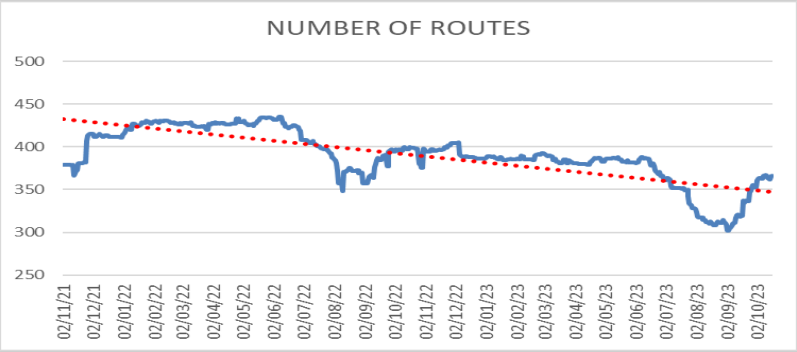

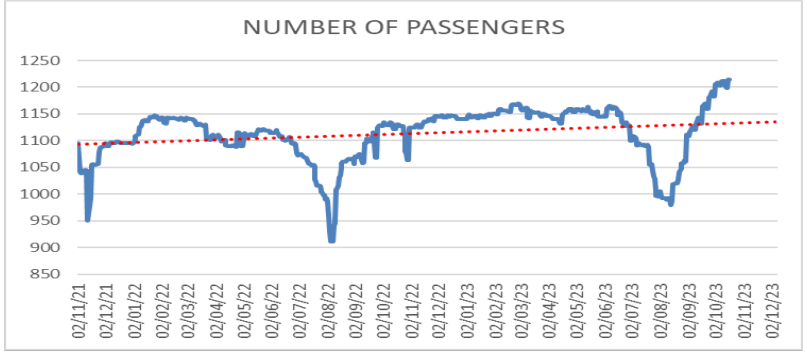

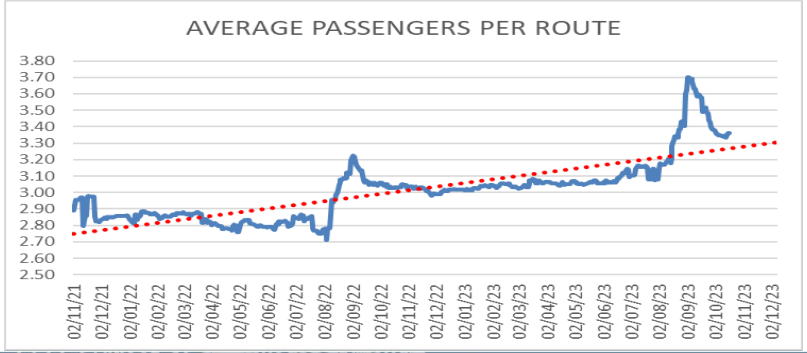

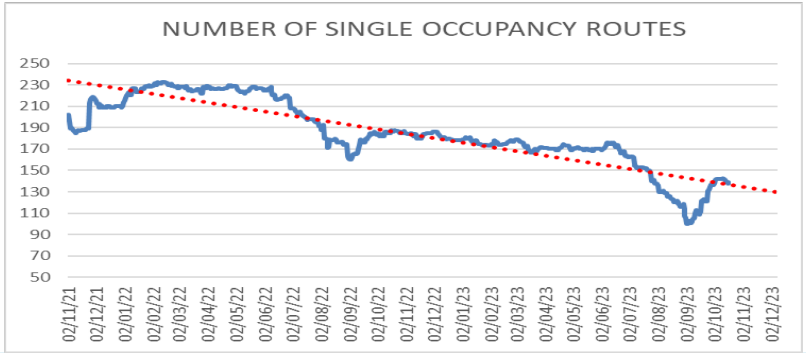

Actions to Date

Since 2018/19, a series of actions have been taken which include:

- Separation of the Transport function under a new Head of Service role to provide greater focus
- Development of data and understanding of the transport cohort
- Driving cost efficiencies through improved logistics planning
- Reviewing single occupancy journeys
- Introducing an Independent Travel Training offer
- Benchmarking with other local authorities
- Strengthening of the application process
- Reducing the conversion rate of young people with an EHCP who require transport
- Review and implementation of Policy

Impact

- Benchmarking shows Rotherham largely performs well with a need to focus on post 16
- 13 Candidates successfully travel trained providing vital skills and reducing cost, programme growing
- Whilst demand increases the proportion of single occupancy routes decreases
- Reduction in the growth of 16-19 costs
- Significant cost avoidance

	Pre 16: SEN transport	Pre 16: mainstream transport	Post-16: SEN transport (aged 16-18)	Post-16: SEN transport (aged 19-25)	Post-16: mainstream transport
ENGLAND - Average (median)	£103	£14	£42	£4	£0
ENGLAND - Maximum	£247	£244	£299	£64	£516
ENGLAND - Minimum	£21	£0	£0	£0	£0
Stat Neighbour - Average (median)	£90	£15	£31	£4	£0
Stat Neighbour - Maximum	£121	£143	£173	£11	£33
Stat Neighbour - Minimum	£69	£1	£7	£0	£0
Barnsley	£95	£46	£132	£0	£0
Redcar and Cleveland	£75	£41	£31	£5	£0
Doncaster	£99	£15	£21	£7	£3
Wigan	£90	£30	£7	£0	£0
Rotherham	£86	£14	£173	£2	£10
North East Lincolnshire	£105	£12	£24	£5	£0
Wakefield	£84	£32	£9	£4	£33
St Helens	£110	£11	£25	£11	£0
Durham	£121	£143	£121	£7	£2
Sunderland	£69	£2	£40	£1	£0
Tameside	£76	£1	£55	£0	£0
Rotherham ranking (out of 11 LAs)	7th	7th	1st	7th	2nd
Spend % to Stat Neighbour average	-4.4%	-6.7%	458.1%	-50.0%	>900.0%

Future Plans

- Continuing to manage demand and delivery as efficiently and effectively as possible
- Review of Post 16-19 and Post 19-25 transport offer
- IT solutions improvements (incorporating route optimisation software)
- Ensuring delivery is appropriately supported to drive efficiencies
- Review of transport operator procurement arrangements.

Questions

This page is intentionally left blank

Agenda Item 8

Rotherham Metropolitan Borough Council

Public Report
Cabinet

Committee Name and Date of Committee Meeting
Cabinet – 10 February 2025

Report Title
Budget and Council Tax 2025/26 and Medium Term Financial Strategy

Is this a Key Decision and has it been included on the Forward Plan?
Yes

Strategic Director Approving Submission of the Report
Judith Badger, Strategic Director of Finance and Customer Services

Report Author(s)
Rob Mahon, Assistant Director Financial Services
01709 854518 or rob.mahon@rotherham.gov.uk

Ward(s) Affected
All

Report Summary
This report proposes the Council's Budget and Council Tax for 2025/26, based on the Council's Provisional Local Government Finance Settlement for 2025/26, budget consultation and the consideration of Directorate budget proposals. A review of the financial planning assumptions within the Medium Term Financial Strategy (MTFS) has been undertaken.

The proposed Budget and Medium Term Financial Strategy reflects the Council's priorities as set out in the Council Plan 2022-2025 and Year Ahead Delivery Plan. The development of the Budget proposals for 2025/26 and the further update of the MTFS take into account prevailing economic factors, supplier market factors, demand and complexity of care pressures, and the lasting impact of periods of high inflation during 2023/24. Following the Council's technical MTFS updates, proposed budget decisions within this report and the impact of the Provisional Financial Settlement, the Council has been able to propose a balanced budget for 2025/26 and 2026/27 with a potential £3.2m funding gap in 2027/28.

The Autumn Statement and Policy update, along with the Provisional Financial Settlement, have given the Local Authority sector a much needed boost in terms of the funding package available. The confirmation of £1.3bn additional grant for the sector was much needed, with £0.68bn towards Adult Social Care (£3.8m for RMBC) and £0.7bn to be provided through the new Recovery Grant allocated on a deprivation basis (meaning £8.7m of new un-ringfenced grant for RMBC). Whilst some smaller grants have been removed to support this £1.3bn national uplift, overall the funding package represents a substantial increase in Local Authority funding. This settlement

represents the most significant increase in core funding in the last 15 years and the Council will be around £14m better off in 2025/26 than was expected a year ago.

Though the position for Local Authority Funding has shifted positively, the Council remains committed to increasing efficiency and delivering on the priorities of residents. As such, in order to invest in key priorities, this Budget includes Budget savings proposals of £2.6m aimed to increase the efficiency of service delivery and reduce or remove spending on services that are no longer required or can be delivered differently, for example, through maximising grant funding opportunities in Childrens Services or route optimisation within Waste Management.

In recognition of escalating cost pressures within Adult Social Care, relating to increased complexity of care and rising demand for the service, market inflation and transitions, the Council will provide for approximately £17m of additional funding to support the delivery of Adult Social Care services. Further investment of £4.3m will also be provided to address unavoidable cost pressures in complying with Home to School Transport requirements and £1.5m for unavoidable Waste Management costs. In addition, the Budget will provide some additional investments to help support people and to support with delivering on the Council's ambitions for the Borough with specific regard to the Council Plan aims of;

- People are safe, healthy and living well,
- Expanding economic opportunity,
- A cleaner, greener local environment
- One council approach

In setting the proposed 2025/26 budget, Cabinet are asked to recommend to Council a 3% increase in Council Tax, made up of an increase of 1% in the Council's basic Council Tax plus an increase of 2% for the Adult Social Care precept.

The Budget also proposes a further year of a Local Council Tax Support Top-up Scheme to operate across 2025/26 to provide further support to low income working age households in the Borough to assist them in managing the impacts of the cost of living crisis and support the most financially vulnerable households.

Recommendations

That Cabinet recommend to Council

1. Approval of the Budget and Financial Strategy for 2025/26 as set out in the report and appendices, including a basic Council Tax increase of 1% and an Adult Social Care precept of 2%.

2. Approval of the extension to the Local Council Tax Support Top Up scheme, that will provide up to £126.12 of additional support to low income households accessing the Council's Council Tax Support scheme. It will support the most financially vulnerable to rising household costs, through reduced Council Tax bills as described in Section 2.5.15.

3. Approve the proposed changes to the Local Council Tax Support scheme as set out at 2.5.10 and proposed changes to Council Tax Premiums as set out in Section 2.5.19.

4. Approval of the updated Medium Term Financial Strategy (MTFS) to 2027/28, as described within Section 2.6.

5. Approval of the Reserves Strategy as set out in Section 2.8 noting that the final determination of Reserves will be approved as part of reporting the financial outturn for 2024/25.

6. To note and accept the comments and advice of the Strategic Director of Finance and Customer Services (Section 151 Officer), provided in compliance with Section 25 of the Local Government Act 2003, as to the robustness of the estimates included in the Budget and the adequacy of reserves for which the Budget provides as set out in Section 2.14.

7. To note the feedback from the public and partners following the public consultation on the Council's budget for 2025/26 which took place from 18 November 2024 to 10 January 2025, attached as Appendix 5.

8. Approval of the proposed increases in Adult Social Care provider contracts and for Personal Assistants as set out in Section 2.4.

9. Approval of the proposed approach and increases in Childrens Social Care costs as set out in Section 2.4.25.

10. Approval of the revenue investment proposals set out in Section 2.7 and Appendix 2.

11. Approval of the proposed revenue savings set out in Section 2.7 and Appendix 4.

12. Approval of the Council Fees and Charges for 2025/26 attached as Appendix 7.

13. Application of the Business Rates Reliefs as set out in Section 2.10, in line with Government guidance.

14. Approval of the proposed Capital Strategy and Capital Programme as presented in Section 2.12 and Appendices 3A to 3F.

15. Approval of the Treasury Management matters for 2025/26 as set out in Appendix 9 of this report including the Prudential Indicators, the Minimum Revenue Provision Policy, the Treasury Management Strategy and the Investment Strategy.

16. Approval that any changes resulting from the Final Local Government Finance Settlement 2025/26 be reflected in the Budget and Council Tax Report to Council on 5th March.

17. Continuation of the principles and measures adopted since April 2020 to make faster payments to suppliers on receipt of goods, works and services following a fully reconciled invoice as described in Section 2.11.

18. Approval of the Budget allocations for the Community Leadership Fund as set out in Section 2.9.

19. Approval that the Capital Programme Budget continues to be managed in line with the following key principles:

    (i) Any underspends on the existing approved Capital Programme in respect of 2024/25 be rolled forward into future years, subject to an individual review of each carry forward to be set out within the Financial Outturn 2024/25 report to Cabinet.

    (ii) In line with Financial and Procurement Procedure Rules 7.7 to 7.11 and 8.12, any successful grant applications in respect of capital projects will be added to the Council's approved Capital Programme on an ongoing basis.

    (iii) Capitalisation opportunities and capital receipts flexibilities will be maximised, with capital receipts earmarked to minimise revenue costs.

List of Appendices Included

Appendix 1	Council Tax Base 2025/26
Appendix 2	Proposed Revenue Budget Investments
Appendix 3A	Proposed Capital Investments Summary
Appendix 3B	Capital Investment Proposals
Appendix 3C to 3F	Capital Programme 2024/25 to 2028/29
Appendix 4	Proposed Revenue Savings
Appendix 5	Budget Consultation 2025/26
Appendix 6	Placeholder – Statutory Resolution of Council Tax 2025/26
Appendix 7	Fees and Charges Proposals 2025/26
Appendix 8	Background to the Budget & Financial Strategy
Appendix 9	Prudential Indicators and Treasury Management and Investment Strategy
Appendix 10	Flexible Use of Capital Receipts Strategy 2025/26
Appendix 11	Initial Equality Screening Assessment (Part A)
Appendix 12	Carbon Impact Assessment

Background Papers

- Council Tax Base 2025/26 – Officer Delegated Decision record
- HRA Business Plan, Rent Setting and Charges 2025-26 – Cabinet 16 December 2024
- Provisional Local Government Financial Settlement – 18 December 2024
- Budget and Council Tax 2024/25 and Medium Term Financial Strategy – Council 12 February 2024, Council 28 February March 2024
- Financial Outturn 2023/24 – Cabinet 29 July 2024
- Treasury Management Outturn 2023/24 – Cabinet 29 July 2024, Audit Committee 30 July 2024
- Medium Term Financial Strategy – Cabinet 16 December 2024
- December Financial Monitoring Report – Cabinet 10 February 2025

- Mid-Year Treasury Management and Prudential Indicators Monitoring Report 2024/25 – Audit Committee 26 November 2024
- CIPFA – The Prudential Code for Capital Finance in Local Authorities 2011 (as amended 2012) and related Guidance Notes 2013

Consideration by any other Council Committee, Scrutiny or Advisory Panel
Overview and Scrutiny Management Board – 05 February 2025
Council – 05 March 2025

Council Approval Required
Yes

Exempt from the Press and Public
No

Budget and Council Tax 2025/26

1. Background

1.1 The Provisional Local Government Finance Settlement, published on the 18th December, was a significant moment for authorities like Rotherham. As the best core funding settlement in 15 years, the Council will be around £14m better off in 2025/26, than was expected a year ago. Being the 12th largest percentage increase in funding of all local authorities in the country, this provides valuable resources to support communities and residents across the borough.

1.2 This increase in funding is therefore highly welcome. However, it must be seen in the context of the immense pressures facing local government finances following austerity, inflation and rising demand for services. Since 2010 alone the Council has needed to make and address significant reductions in funding, reductions in expenditure and services provided and deliver significant savings programmes. When taken together this equates to savings in excess of £200m. Throughout this period the Council has needed to make difficult decisions to ensure that vital services to Rotherham residents can be maintained along with a robust financial position to ensure sustainability of those services. Whilst the provisional settlement means that the Council's financial outlook is better than anticipated, some difficult decisions continue within this year's budget given local pressures and rising demand for services.

1.3 Against a difficult financial backdrop, the Council has remained focused on its largest regeneration programme in a generation. Rotherham town centre is being revitalised and the opening of Arc Cinema and the Travelodge hotel were major milestones. The leisure and visitor economy is being strengthened, with investments in major attractions such as Wentworth Woodhouse and Gulliver's Valley and the Councils events programme, for example, for the first time since the 1970s, a major concert, the Reytons homecoming gig, was held at Clifton Park bringing more than £1 million pounds to the local economy. Meanwhile, town and district centres across the borough are being improved through the Towns and Villages Fund and consultation has been undertaken on the Our Places fund, with residents, to identify several priority areas for improvement. More homes for local people are being created and the Council has delivered 600 of its target of 1,000 new Council homes. Creating a range of opportunities, these developments are supporting the vision of the Council Plan to become a reality.

1.4 Despite the progress made, the need to deliver change and realise these ambitions for the borough remains clear. For many people in Rotherham life is still very hard. Deep structural challenges persist in the area's economy and the high levels of deprivation mean that communities and residents have been particularly impacted by the high cost of living over recent years. The Borough is amongst the 14% most deprived local authority areas in England. 11,100 children live in 'absolute poverty' and the number of children in receipt of free school meals has increased by around 600 or 4.6% in the year to December to c.13,300.

1.5 The pressures being seen by residents, families and businesses across the Borough are also leading to parallel pressures on the Council. Demand for services is rising and the impact of inflation continues to be difficult to predict, along with the financial settlement 2022/23, 2023/24 and 2024/25 falling significantly short of mitigating those pressures.

1.6 Set within this context and as the Council Plan refresh is well underway, the vision at the heart of this Plan remains as important as when it was agreed in January 2022. That is to build a borough where opportunity is extended to everyone, where people can grow, flourish and prosper and where no one is left behind.

1.7 Through the investments made in recent years the Council has:

- Delivered more than 600 homes against the target of creating 1,000 new council homes.
- Invested £1.8m to improve libraries across the borough, with the opening of the new library at Swinton in July the most recent example.
- Seen the number of potholes in the borough decline from 33,099 in 2015/16 to 20,130 in 2023/24 representing a decrease of 39.2%, which is testament to the road's investment programme.
- Supported the most vulnerable children and families by providing high quality services and in November services for children and young people with special education needs and abilities (SEND) were awarded the highest rating by Ofsted.
- Began construction of Castle View Day Service and new homes at Canklow started with 'spade in the ground' events held in September and October 2024 to provide day opportunities for people with high support needs.
- Secured more than £100m of Government investment to deliver regeneration and jobs, with Arc Cinema and the Travelodge at the flagship Forge Island development opening last summer.

1.8 Throughout 2025/26 the Council will build on this and go further, making more progress in delivering it's vision by supporting the most vulnerable children and adults, providing high quality services and making the borough an even better place to live, work, visit and invest in.

1.9 A series of budget investment proposals are set out within this document for consideration. Informed by a number of sources including feedback from residents through the Resident Satisfaction Survey, Budget and Council Plan consultations and wider best practice, the Council will:

- Increase investment in adult social care by around £17m on the base budget to meet rising demand and increasingly complex needs. Alongside this, decisions are being taken to uplift fees on care packages.
- Improve feelings of safety in town and village centres by providing a visible, uniformed Council presence through the establishment of the Street Safe Team.

- Create a cleaner and greener borough, investing to improve roadside cleansing and maintenance, more visible road markings and a further freeze on bulky waste charges. In addition, to reduce the impact of flooding through the Catcliffe Village Flood Alleviation Scheme.
- Provide additional support for residents with the high cost of living, by providing increased funding for families to help with school uniform costs. In addition, to continuing to provide additional advice to help eligible residents access benefits like pension credits. Finally, £130k is being provided into additional Council Tax support to better support working people on low incomes, as well as extending the Council Tax Support Top Up Scheme for a further year.
- Ensure neighbourhoods are welcoming and safe, delivering the green spaces repairs programme, improving overflow parking at Clifton Park and freezing leisure activity prices at Rother Valley and Thrybergh Country Parks. In addition to making a further investment of £2m to continue to improve roads and pavements across the Borough, the Council will also invest £600k in improving community facilities to sustain and increase the participation, activities and engagement within them.
- Create a more inclusive economy by making permanent funding available for our Employment Solutions service which will help around a further 1,200 people into work or training up to 2028, and improving our business incubation centres. The Council will also support local businesses and residents by making the first hour free, in town centre off-street parking.
- Deliver high quality services, focused on meeting the needs of all customers across the borough, including reducing wait times for callers to the contact centre.

1.2 Budget Context

1.2.1 The Council set a balanced budget position for 2024/25 as part of the Budget and Council Tax Report 2024/25 approved at Council on 28th February 2024. The MTFS contained within that report included a balanced position for 2024/25 and a funding gap of £6.3m for 2025/26. The Council could not accurately project further than 2025/26 in terms of the MTFS due to the significant uncertainty that existed in the Local Authority funding environment with another single year settlement for 2024/25 and a pending national election. However, the Budget and MTFS position was set based on sound financial assumptions at the time, factoring in funding for service market pressures within Adult Social Care in particular.

1.2.2 During 2024/25 the Council has continued to see rising pressures due to market inflation, demand and the complexity of care packages increasing. At its peak in 2024/25 the Council's Directorate overspend was £17m, made up of social care pressures, Home to School Transport, Homelessness, Wase Management and the impact of the Local Government Pay Award. Whilst the Council anticipated some of these pressures, with £6.9m of Budget Contingencies and £4m of continued

savings in Treasury Management, this still left a pressure of £6.1m. As such the Council has been working hard to reduce this overspend in year through a series of management actions and detailed service reviews to further improve the Council's efficiency and effectiveness across the board.

1.2.3 Despite this challenging environment the Council has continued to set a robust Budget and MTFS and monitor the performance of that Budget effectively. The Council has faced significant challenges in year but has taken swift action to rectify them or set in place clear recovery plans to address those pressures over time. The success of this approach is evident through the Budget and MTFS that the Council now brings forward for approval. Whilst there remain challenges to overcome, the Council has a clear plan and has adequate cover in place for risk. In this Budget and MTFS the Council has not been required to identify an increased call on reserves across 2025/25 and 2026/27.

1.2.4 Looking ahead to 2025/26, Local Authorities must consider their Budget and MTFS amidst ongoing funding uncertainty for the Local Government sector beyond 2025/26, as the Local Government Financial Settlement for 2025/26 was only a one-year allocation. However, there is real positivity from a funding perspective in the sector following confirmation of £1.3bn additional grant for the sector which was much needed, with £0.68bn towards Adult Social Care (£3.8m for RMBC) and £0.7bn to be provided through the new Recovery Grant allocated on a deprivation basis (meaning £8.7m of new un-ringfenced grant for RMBC). Whilst some smaller grants have been removed to support this £1.3bn uplift, overall the funding package represents a substantial increase in Local Authority funding. The settlement, one of the most significant increases in the last 15 years, the Council will be around £14m better off in 2025/26, than was expected a year ago. So, whilst Councils continue to face financial challenges they can do so with a more positive outlook on how Local Authority funding will look for 2026/27 onwards.

1.2.5 Given that the Local Authority sector funding environment has improved and that cost pressures continue it has been an unusual budget setting process compared to recent years. The Council still faces cost pressures but is more appropriately prepared to deal with them. As such the Council has considered a package of savings as well as investments as part of the Budget for 2025/26. The aim of the Council remains to be meeting this challenge whilst protecting the services that the Council provides to residents and businesses within the Borough and whilst providing further support to residents to address the cost of living crisis.

1.2.6 The Council remains committed to protecting the most vulnerable children and adults and to delivering the improved cost effectiveness of these services. CYPS placements remains a budget risk with a projected overspend of £5.2m in 2024/25 due to rising market costs and challenges faced in delivering the in-house residential homes programme. However, the demand pressures that the Council has previously seen have reduced and the Looked After Children numbers continue to fall at a pace greater than forecast when setting the 2024/25 Budget. However, whilst demand

has fallen, cost reductions have been more stubborn, principally due to market pressures which remain a budget risk given the CYPS placement savings. As such, the Council has retained the Social Care Contingency reserve of £3.4m in 2025/26. A benchmarking exercise undertaken against statistical neighbours has shown that the Council's direction of travel on CYPS costs remains positive and projects to put the Council in the middle of the pack within the next few years. As such, the Council needs to continue its direction of travel to achieving this alignment with its statistical neighbours.

1.2.7 Adult Social Care is experiencing significant pressures that are out of the Council's control due to a rise in the complexity of people's needs and an ageing population. The adult care market remains volatile due to rising demand pressures and staff shortages. This pressure has been exacerbated by inflation and the rise in the Real Living Wage meaning the available funding needs to increase to ensure market sustainability. These cost pressures increase the average cost per hour to meet peoples' eligible needs. This is reflected across all service areas. Extensive work is underway to minimise the impact of these rising costs by ensuring the service is running as efficiently as possible.

1.2.8 There is therefore a need to recognise these escalating care complexities, demand and market costs within this budget. This requires the Council to provide for around £17m of additional funding for the delivery of Adult Social Care services in 2025/26 in addition to the £7.5m provided in the 2024/25 Budget. The £17m is made up of an uplift for 2024/25 pressures that are reflected in the current year overspend plus a further uplift for 2025/26. The additional funding will help in supporting the ambition that all workers are paid the Real Living Wage and improve the sustainability of the adult care provider sector to deliver services to Rotherham people. Taking into account the pressures within Adult Social Care demand, this service still represents a significant long term financial risk within the Council's Budget and Medium Term Financial Strategy. It is a national issue and the Council welcomes Government's plans to review the Adult Social Care sector.

1.2.9 The additional social care resources provided within the Provisional Finance Settlement for 2025/26 are welcome, but this level of additional funding falls short of the national social care funding gaps as calculated by the Local Government Association. There is still therefore the need for the Council to continue to establish clear strategies to mitigate the increased market costs in order to maintain effective service provision within the available funding.

1.2.10 Further investment of £4.3m will also be provided to address unavoidable pressures in complying with Home to School Transport requirements and £1.5m required for Waste Management. Home to School Transport has seen continued increases in cost and demand in recent year and whilst the Council has delivered changes to the policy and improved transport efficiency to stem the cost increase, the costs continue to rise. This is a national picture. Waste Management is a growing challenge due to rising staffing costs, vehicle costs, disposal costs and recycling income.

Positively the budget will provide some additional investments to help support with delivering on the Council's ambitions for the Borough with specific regard to the themes within the Council Plans.

1.2.11 Following approval of the 2024/25 Budget the global economic position has improved with inflation easing, reducing from 11.1% October 2022 at its recent peak back down to 1.7% September 2024. Inflation has since started to rise again as the economy has slowed with inflation back at 2.6% in November 2024 highlighting that the economic uncertainty has not yet ended. The Council's base costs have continued to significantly rise across the period of high inflation and need to be factored into the Budget and MTFS moving forwards. Energy prices, whilst also positively reducing, are still projected to cost the Council around 60% more in 2025/26 than the outturn position for 2022/23 prior to the significant inflationary increase.

1.2.12 Although inflation has been easing, the impact of the Local Government Association (LGA) Pay Award 2024/25 was £3m greater than was assumed within the Budget for 2024/25. It is anticipated that this can be funded through temporary savings within Treasury Management for 2024/25 though the ongoing impact has been factored into the Budget and MTFS. Future pay awards remain a key area of uncertainty moving into 2025/26.

1.2.13 Outside of these longer term pressures, the Council is also faced with medium term pressures that have come to light during 2023/24 and 2024/25. The Homelessness service has seen rising demand across the last two years with actual and projected outturns around £1m overspent. This is a result of increased demand, filling the Council's available temporary accommodation and longer stays with the Council leading to the Council needing to utilise larger levels of hotel accommodation at a much greater cost. Reviews of the service operation have been carried out between corporate and service colleagues to identify opportunities to tackle this pressure and clear actions. Through those clear actions increased temporary accommodation capacity has been gained via the Council's HRA stock, hotel usage has been reduced and increased staffing capacity has been provided to support increased preventative measures and more focus on case management. It is expected that these actions, together with increased homelessness grant funding provided as part of the financial settlement will lead to this service being within budget in 2025/26.

1.2.14 The Council continues to make good progress in the delivery of previously approved savings, further details are provided in Section 2.2.

1.3 Revenue Budget Position 2024/25

1.3.1 The December revenue financial monitoring position which is reported to Cabinet on 10 February 2025, on the same agenda as this budget report, shows a forecast year-end overspend of £3.1m. The Council Directorates currently estimate an overspend of £15.2m for the financial year 2024/25. This is largely due to demand led pressures on children's residential

placements, adults social care packages, home to school transport and the impact of the Local Government Pay Award. Whilst the Directorate overspend is concerning, it has reduced from a peak of £17.2m and elements of this overspend were forecast with two key Budget contingencies created as part of setting the Council's Budget and MTFS for 2024/25. The Council set a Social Care Contingency of £3.4m and a Corporate Budget Provision of £3.5m to support anticipated pressures across Social Care and Home to School Transport.

1.3.2 The Council's overspend position at this point is largely due to the following overall issues:

- Placement pressures within Children and Young People's Services (£5.7m) and Adults Social Care (£6.4m).
- Home to School Transport pressures within Regeneration and Environment (£3.2m) and Children and Young People's Services (£0.9m).
- Provider inflation impacting Children and Young People's Services. Fostering allowances and skills payments that have been uplifted based on the national minimum allowance and the estimated impact that these uplifts may have on provider payments for Independent Fostering Agencies and external residential placements.
- Increased costs of homelessness due to increased demand.
- Pressure across waste management on staffing, vehicle costs, disposal costs and related income.
- Impact of the Local Government Association (LGA) Pay Award.

1.3.3 This Budget has considered these pressures and addressed the financial implications of them moving forwards.

1.4 Autumn Statement and Provisional Local Government Finance Settlement 2025/26

1.4.1 The Autumn Statement was published on 30 October 2024 and provided headline information for local government funding from 2025/26. There were some real positive indications for the Local Authority Sector with the announcement of £1.3bn of additional funding to be directed to Local Authorities, along with confirmation that the Market and Sustainability Funding for Adult Services, initially allocated for 2023/24 and 2024/25 would continue and become part of the core funding assessment for Councils. These were the headlines behind the updates provided within the Autumn Statement:

- The additional funding for adult social care that had been announced as part of the Autumn Statement 2022 which included £1bn in 2023-24 and £1.7 billion in 2024-25, was to continue and become part of the core funding assessment.

- £1.3 billion of new grant funding for local authority services including at least £680million in new grant funding for social care, to be provided through the Social Care Grant. A number of smaller

grants would be removed and rolled into this £1.3bn pot to allow the creation of a £780m Recovery Grant. This was to be allocated on a deprivation basis (meaning £8.7m of new un-ringfenced grant for RMBC).

- £1 billion increase to SEND and Alternative Provision funding, the second biggest ever year-on-year increase. This is an important step in realising the Government's vision to transform England's SEND system to improve outcomes and return local authorities to financial sustainability. For the Council this funding will help manage the pressures on the Dedicated Schools Grant.

- £233 million of additional spending in 2025-26 to prevent homelessness, taking total spending to £1 billion nationally in 2025-26. This will help to prevent rises in the number of families in temporary accommodation and help to prevent rough sleeping.

- The Government is also investing almost £1.6 billion in local roads maintenance and £1.4 billion (an increase of £550 million on this year) to help rebuild schools. The Government is delivering on its other first steps, including supporting recruitment of 6,500 new teachers in England through a £2.3 billion increase to the core schools budget. The settlement also invests £2.1 billion nationally into maintenance for schools (an increase of £300m on 2024/25).

- Council Tax referendum limit to be 3% from April 2025, with Council's also able to levy up to 2% Adult Social Care Precept. Therefore, the Council would be able to increase Council Tax by a maximum of 5% if it so wished.

- The Public Works Loans Board (PWLB) discount for HRA borrowing that currently runs to June 2025 is to be extended to June 2026. This allows councils to access discounted HRA borrowing, at 0.4% below the rate that councils can typically borrow at. At present the rates still aren't attractive to inspire direct borrowing for investment in stock but when the Council does need to borrow to refinance existing debts this rate will be of use to minimise the impact of the current high interest rate market.

- Local Authorities are expected to receive around £1.1 billion of new funding in 2025-26 through the implementation of the Extended Producer Responsibility scheme. For 2025/26 only, this will be a direct payment from the Treasury however moving forwards this income will be collected from waste packaging producers by a Government regulator and then paid across to Local Authorities.

- Employer's NICs to increase from 13.8% to 15% from April 2025. Employer's threshold reduced from £9,100 to £5,000. Estimated General Fund budget impact based on 2023/24 budgets (before application of 2024/25 pay award) was, at the time, expected to be around £4m per annum. Government indication that compensation to public sector organisations would be provided to cover the

impact on Council's. It is worth noting this will also see a knock on impact, as the Council's suppliers will likely look to pass a level of this cost across to the Council through renewed contracts.

- The Household Support Fund is to be extended for 2025/26, though no firm allocations provided at this point, the scheme is not expected to change significantly. In 2024/25 this grant has been used to provide Free School Meals to families during the school holidays as well as funding the Council's Local Council Tax Support Top Up scheme.

1.4.2 The Government published details of the Provisional Local Government Finance Settlement on 18 December 2024. The Strategic Director for Finance and Customer Services submitted the Council's response to the provisional settlement consultation, within the deadline for responses of 15 January 2025.

1.4.3 The key headlines from the Settlement are:

- The basic Council Tax referendum principle for 2025/26 is 3% i.e. a maximum increase of 2.99%.

- In addition, social care authorities will be able to increase their Council Tax by up to 2% (over the basic referendum threshold of 3% referred to above) by means of an Adult Social Care Precept for 2025/26.

- Revenue Support Grant will be inflated for 2025/26 by September CPI, the impact of this for 2025/26 is £524k.

- The previously announced additional £5.8m Market Sustainability & Improvement Fund will continue as a permanent core spending power, with the £3.4m Discharge Funding being rolled into the renamed Local Authority Better Care Fund.

- The confirmation of £1.3bn additional grant for the sector was much needed, with £0.68bn nationally towards Adult Social Care (£3.8m for RMBC) and £0.7bn nationally to be provided through the new Recovery Grant allocated on a deprivation basis (meaning £8.7m of new un-ringfenced grant for RMBC). The Services Grant £0.4m will be removed to support the creation of the Recovery Grant, along with a number of smaller grants.

- The Council will also benefit from funding to support the implementation of the Extended Producer Responsibility impacts on waste management. The Council will receive £6.1m for 2025/26.

- Government have provided some cover for inflationary impacts being felt by councils via funding an inflationary uplift on Business Rates Top Up Grant and S31 grant compensation for the multiplier cap on top-up grant. This is worth an additional £358k to the Council.

- The Government has decided to allocate a further new year of New Homes Bonus in 2025/26, with allocations based on the existing scheme. The Council's one-off allocation for 2025/26 is £1.4m.

- The Public Health Grant allocation for 2025/26 is expected to be confirmed along with the Final Local Government Settlement in February 2025.

- The Final Local Government Finance Settlement 2025/26 is expected to be announced in early February. It is proposed that any changes resulting from the Final Settlement are reflected in the Budget Report to Council on 5th March 2025.

- A new grant is to be provided to Councils to cover the cost of the increases in employers NIC's on Council staff. However, initial review of the proposed calculation suggests that this grant will be £1.4m short, however, the overall uplift in funding across the above grants represents a significant increase for the Council.

1.4.4 The main elements of funding received from Government are in the form of the Settlement Funding Assessment. This is Government Grant in the form of Revenue Support Grant (RSG) and Business Rates Top-up grant. As part of the Assessment, councils retain 49% of locally collected business rates. Details of this local funding are set out later in this report. Details of the Government Grant allocations are set out in Table 1 below.

Table 1 – Settlement Funding Assessment – Government Grants

Government Grants	**2024/25**	**2025/26**	**Difference**
	£'000	**£'000**	**%**
Revenue Support Grant	18,823	19,347	2.8
Business Rates Top-Up Grant	31,000	31,801	2.6
Provisional Settlement – Government Funding	**49,823**	**51,148**	**2.7**

1.4.5 In addition, the Government compensates councils for years in which they apply an indexation cap, (below the annual increase in the Retail Price Index), on Business Rates and the associated Top-up Grant. This additional grant is £0.3m for 2025/26 based on the indications in the Settlement that compensation for the business rates freeze in 2025/26 will be paid based on the September 2024 CPI rate of increase.

1.4.6 The Government will continue to allow councils to utilise the existing capital receipts flexibilities that allow revenue transformational expenditure to be funded by Capital Receipts, up to 2029/30. The Council's proposed Capital Programme will therefore assume the continued use of these flexibilities where it is most financially advantageous to do so up to and including 2025/26.

1.4.7 Dedicated Schools Grant (DSG)

1.4.8 The Council also receives funding to deliver education in Rotherham, the Dedicated Schools Grant (DSG). The 2025/26 DSG (£367.3m) is split into four blocks and each block is determined by a national funding formula.

1.4.9 The 2025/26 Schools Block funding allocation is £261m and is allocated to mainstream schools and academies in the Borough based on pupil numbers taken from the October 2024 census. The allocation is calculated by a national formula based on separate primary and secondary units of funding, plus an amount based on historical information for growth, premises and mobility.

1.4.10 The 2025/26 schools block includes funding for pay and pensions costs that were previously funded through specific grants but has now been rolled into DSG funding. This mainly explains the increase in the schools block funding of £17m compared to 2024/25. This ensures that this additional funding forms part of schools' core budgets going forward.

1.4.11 The 2025/26 ***Early Years Block*** is £42.2m and represents an increase of £11.3m compared to 2024/25 (due to the expansion of the 2 year old and under 2's entitlements). The funding allocation includes funding for free childcare entitlement for eligible children and working parents of 3 & 4 year olds (£17.8m); 2 year olds (£11.1m) and Under 2s (£11.1m) in schools, private, voluntary and independent early years settings.

1.4.12 The early years hourly funding rate per pupil has increased to £5.71 for 3 & 4 year olds, £8.15 for 2 year olds and £11.12 for under 2s. In addition, the Early Years block includes a Maintained School Nursery Supplementary funding allocation of £1.28m, Early Years Pupil Premium of £579k, and Disability Access Fund (DAF) £238k to provide additional support to vulnerable pupils.

1.4.13 The ***High Needs Block*** allocation for 2025/26 is £62.3m and is used to fund education for pupils with special educational needs and disabilities (SEND) who require specialist education. This is an increase of £4.1m compared to 2024/25 and reflects additional funding provided nationally to support local authorities in meeting the cost pressures in relation to SEND. The High Needs Block funding is calculated using a national funding formula based on the following:

- A basic entitlement factor, which allocates funding using data on the pupil and student numbers in specialist provision. The basic entitlement funding rate will remain at £4,660 per pupil or student for 2025/26;

- A historic spend factor, which was updated in 2022/23, to provide every local authority with a set percentage (50%) of their 2017/18 spending on high needs;

- Allocations using a number of proxy data indicators / factors such as population; free school meals; income deprivation index data (IDACI); disability factor; Key Stage 2 & 4 attainment data, etc.

1.4.14 Requirement for specialist school provision for pupils with SEND has increased, creating further pressure on the system nationally. In Rotherham, the number of children and young people that are receiving additional support via an Education, Health and Care (EHC) Plan has more than trebled since 2014 increasing from 1,101 in December 2014 to 3,603 at December 2024. The increasing number of EHC plans this has led to financial pressures on the High Needs Block (HNB) in Rotherham. To address the cost pressures, the Council implemented a four year DSG Management Plan, covering the period 2022/23 to 2025/26.

1.4.15 The ***Central Services Schools Block*** funding allocation for 2025/26 is £1.8m and comprises of funding for ongoing statutory responsibilities of the local authority in relation to schools. The funding allocation represents an increase of £0.2m compared to the current year.

1.4.16 DSG Safety Valve

1.4.17 In March 2022 the Council entered the DfE's Safety Valve Programme which provides support to local authorities which have large DSG deficits. The work with DfE on the Programme aims to achieve a mutually agreeable solution to eliminating the Council's DSG deficit and to secure a sustainable DSG position by 2025/26.

1.4.18 The Safety Valve agreement provides Rotherham Council with £20.5m cash contribution over the duration of the agreement, with £18.5m received to date (i.e. 2024/25) from the Department for Education. A further planned contribution of £2m is expected from DfE for 2025/26 – which is the last year of the Safety Valve programme.

1.4.19 The DSG accumulated deficit is forecast at £3.3m by the end of 2024/25 and £2.2m by 2025/26 (mainly attributed to SEND/High needs cost pressures). This is adrift of the financial position assumed in the DSG Management plan and Safety Valve Agreement. As part of the conditions of the Safety Valve Agreement the Council submits quarterly updates to the DfE on current progress on the DSG management plan and the financial position of the programme. Corrective actions are being explored to address the forecast deficit position for 2025/26.

1.4.20 Schools Pupil Premium

1.4.21 The Schools Pupil Premium is additional funding provided to schools to improve educational outcomes for disadvantaged pupils. The funding is comprised of the following:

- Disadvantaged Pupil Premium is paid for all pupils who claim free school meals or who have claimed free school meals in the last six years.
- The Pupil Premium Plus, which is paid for every pupil who has left Local Authority care through adoption, a special guardianship order or child arrangement order.

- The Service Premium, for every pupil with a parent serving in the Forces or who is retired on a Ministry of Defence pension.
- The pupil premium amounts for 2025/26 are yet to be confirmed.

1.4.22 Additional Grants to Schools

- Universal Infant Free School Meals Grant supports schools in delivering the legal requirement to offer free school meals to all infant pupils. Each meal taken by an eligible pupil currently attracts £2.58. An allocation assumes that pupils will take 190 school meals over an academic year, providing £490.20 per eligible pupil.
- Year 7 Numeracy and Literacy Catch up premium is an allocation for each pupil underachieving as recorded on census.
- PE and Sport Premium for Primary schools is used for the engagement of all pupils in regular physical activity.

2. Budget 2025/26 and Medium Term Financial Strategy to 2027/28

2.1 Budget Approach

2.1.1 The Council's focus is on delivering the priorities set out within the Council Plan. The Council is also focusing on its leadership role across the borough, particularly where it can have greater influence. Partnership working is recognised across all services as being essential to the future of the borough; combining knowledge, ideas, expertise and resources to deliver tangible improvements, deliver efficiencies and economies of scale, and helping to strengthen communities. The Council Plan was approved at Council on the 12 January 2022, setting out the Councils strategic themes:

- Every neighbourhood thriving
- People are safe, healthy, and live well
- Every child able to fulfil their potential
- Expanding economic opportunity
- A cleaner, greener local environment.

2.1.2 All directorates will continue to work together over the remaining year of the current plan to achieve the commitments set out within each of the themes.

2.1.3 The Council's MTFS update report to Cabinet in December 2024 provided a three-year outlook of the Council's anticipated resources and budget requirement. The report set out a series of technical MTFS adjustments and refinements to bring it up to date and reflect the impact inflation, market pressures and demand were having on the budget position up to 2027/28.

2.1.4 The result of this MTFS review, alongside Financial Monitoring 2024/25 report to Cabinet in December, envisaged a significant financial overspend that would require the use of the Council's reserves to achieve a balanced financial outturn position for 2024/25. The forecast overspend at the time of the MTFS review was £5.3m for 2024/25. However,

Directorates were asked to make every effort to reduce spending where possible to mitigate the financial impact on reserves along with expected improvements following focussed reviews of key spend areas. This has reduced the forecast outturn position to £3.1m so far and is estimated to reduce further before the financial year end. The MTFS included in this report is further updated following the release of the Provisional Settlement for 2025/26 and funding assumptions for 2026/27 and 2027/28 as Government have not year provided a multi-year settlement.

2.1.5 The Council's Reserves position is set out in detail in Section 2.8. The Council's Budget for 2024/25 assumed the use of £6.3m from reserves, including £4.2m from the Treasury Management Reserve to support the Council's Budget. This reserve was built up in previous years to £12.4m from savings generated through the Council's Treasury Management Strategy. The Treasury Management Strategy is forecast to make significant savings during 2024/25, largely due to the Council carrying temporary cash balances that it has been able to invest for a return in the high interest rate market and latterly in 2024/25 through minimising the need to borrow and borrowing for short periods of time to reduce interest costs. It should be stressed this is not cash that is free to spend, it is simply cash in the Council's bank as a result of the timing between funding/income arriving into the Council's account and being physically spent.

2.1.6 Whilst the Council is carrying out work to reduce the outturn position and tackle the cost pressures faced, it is likely that the Council will have an overspend at outturn that will require funding from reserves. This will come from the Treasury Management Savings Reserve or the Budget and Financial Strategy Reserve. Should the Council not be able to reduce the overspend further by the end of the financial year, the overspend will be funded by one of these two reserves.

2.1.7 Following the technical updates to the Councils MTFS position made to support the MTFS Update for December Cabinet, the Council reported the following budget shortfalls. 2025/26 a budget gap of £6.5m, £7.1m in 2026/27 and £11.6m in 2027/28. These budget gaps were as a result of significant additional demand, complexity and market pressures across a range of services. The most challenging pressures stemming from Adult Social Care where increasing complexity of care packages is driving costs up year on year, along with increases in the Real Living Wage driving up market pressures, leading to a requirement for a £17m uplift in Adults base budgets.

2.1.8 Additionally, a £1.5m pressure across Waste Management Services has been factored in due to increased vehicle costs, agency use, reduced recycling income due to market reductions and penalties for contamination. CYPS placement pressures continue to be hit with increased market costs and Home to School Transport remains a key challenge for the Council with costs exceeding the Budget Contingency by £0.8m (£4.3m in total). Along with pressures from the Local Government Pay Award being higher than anticipated the Council faced some substantial pressures.

2.1.9 However, due to the Council's robust financial management these pressures were identified early, leading to service reviews and mitigation plans being developed. As a result of these actions, over £6m of management actions have been developed to make efficiencies in service budgets. These include maximisation of grant funding, recognising budget reductions due to re-procurement of goods and services and reducing service delivery where possible and efficient to do so. The Council has also been able to soften some of its cost projections on areas such as Energy as the price increases in recent years have started to reduce back down, not to where they once were but an improved position.

2.1.10 Further, Governments Autumn Statement and Autumn Policy update indicated that the Council would receive a positive outcome in the Provisional Financial Settlement. This would include around £10m of new grant funding within the core spending power, along with £6.1m from the Extended Producer Responsibility grant (which wasn't factored into the MTFS position at the December MTFS Update). Whilst these increases wouldn't address all the Council's pressures it would give the Council a much more robust position to operate from. Though this still remains a single year settlement.

2.1.11 The Council's MTFS has been further refined since December 2024 Cabinet to factor in refined inflation, demand and market pressure assumptions. A Social Care Contingency of £5.4m is proposed for 2025/26 to support the further CYPS cost pressures whilst they continue to deliver upon their savings plans. A suite of revenue savings have been developed to support the MTFS Update to December Cabinet of £2.6m. In addition, a series of Revenue Investments totalling £1.9m and Capital Budget investments with associated revenue charges, are proposed as part of this Budget report. A number of Fees and Charges exemptions are requested outside of the normal Fees and Charges 2% uplift, at a cost of £204k.

2.1.12 Contractual inflation has been revised and provision for Adult Care Provider inflation and complexity of care packages demand of £17m has also been included to ensure the Council can meet its contractual arrangements and ensure the Council does not fall behind the curve in terms of what it pays Adult Social Care providers and supporting the sustainability of the provider sector.

2.1.13 The Provisional Settlement for 2025/26, as detailed in Section 1.4, confirmed many of the Council's resource assumptions around new grants but the level of new funding was larger than expected. This was principally due to the new Recovery Grant which has been allocated on a deprivation basis, meaning this Council has gained a much large proportion of the overall grant. A further year of New Homes Bonus will also help to mitigate the Council's financial cost pressures for 2025/26 only. The positives of the Provisional Financial Settlement have also allowed the Council to gain greater confidence over the funding position moving forwards, although the Council only has a single year financial settlement, the direction of travel for Local Authority Funding looks positive.

2.1.14 However, the benefits from the Provisional Settlement are not sufficient to cover all the cost increases and pressures across the full MTFS period at present and as such the Council still has a small funding gap for 2027/28. This gap is not of concern at this point given the time and uncertainty over future years funding for Local Authorities. It is estimated that this position will improve as further clarity on the spending powers of Local Authorities is revealed over the longer term. Government have indicated that a multi-year settlement will be provided for Local Authorities with further information to follow in the summer of 2024. When this is set out the Council will be able to confirm the requirement and timeframe to address any residual budget gaps.

2.1.15 Following factoring in the impact of inflation, demand and cost pressures, MTFS assumptions, the Provisional Financial Settlement, and the Council's Budget proposals the Council's Funding Gap for the MTFS period is;

Table 2 Medium Term Financial Strategy 2025/26 to 2027/28.

Medium Term Financial Strategy Position	**2025/26**	**2026/27**	**2027/28**
	£000	£000	£000
Budget Gap / Surplus(-)	**0,000**	**0,000**	**3,252**

2.1.16 The Budget and Council Tax Report 2024/25 agreed at Council in February 2024 noted that £9.9m of approved budget savings and cost reductions were still to be delivered. Of these £5.3m remains to be delivered across 2025/26. These approved budget savings are an essential part of the Council's approved MTFS position. Further detail is provided later in this report.

2.1.17 The ongoing financial challenges faced by the Council are similar to those of other local authorities. The financial pressures faced by local authorities are largely as a result of previous reductions to Government funding, funding not keeping up with inflationary pressures, increased demand for social care, market cost pressures and more recently the significant impact of inflation and energy prices. The funding uplift for 2025/26 was therefore welcome by Local Authorities.

2.1.18 These financial challenges mean that the Council must be responsible in its budget setting approach, prioritising investment and savings proposals that best contribute to the Council's priorities as identified within the Council Plan. To ensure that they best meet the needs of Rotherham's residents and ensure that best value is demonstrated across the breadth of Council services. In addition, the Council must consider levels of uncertainty and where possible make provision for risks.

2.1.19 It is also important to underline the spending level of the Council despite the previous funding cuts. With a current proposed revenue budget of

£357.856m in 2025/26 together with proposed capital expenditure of £172.4m for 2025/26, the Council will remain a key lever for growth and investment in Rotherham and the wider Sheffield City Region. The challenge is to ensure the sustainability of the Council to deliver against the Council's stated priorities. This means making carefully considered investment and savings decisions through to 2028. The Capital Programme which has been updated within this report includes a total of £750.1m of planned capital investment across the current year and up to 2027/28.

2.1.20 Looking ahead the Council will need to closely consider the level of prudential borrowing it incurs post the 2025/26 Budget to ensure that the Council's overall debt position is manageable. This is essential to ensure it can be sustainably financed within the Council's Treasury Management Budgets (revenue) and to help guard against interest rate risk.

2.1.21 This budget strategy is set against inflation, increasing complexity of care, demand pressures and cost challenges facing Rotherham. Residents are living longer, but with more long term conditions which is stretching already squeezed health and social care budgets. Rotherham's schools are performing well but there is a strain on school budgets. Much work has been done and continues to develop a sustainable approach for the dedicated schools grant budget which will need to continue if the Council is to make the most of the Safety Valve arrangement and prevent any impact of the pressures from Dedicated Schools Grant deficits impacting the General Fund.

2.1.22 The key aspects of directorate budgets and service delivery and considered as part of the Council's budget and financial strategy are summarised in Appendix 8.

2.2 Budget Savings

2.2.1 The Council's Budget and Council Tax report 2024/25 included the delivery of £9.904m savings, to be delivered across the Directorates as shown below. Financial Monitoring reports to Cabinet during 2024/25 have monitored progress against these savings, at present, £4.571m of delivery has been secured. The biggest challenges at present on delivery relate to CYPS Placement savings which is forecast as a significant cost pressure again in 2024/25 indicating that the Council hasn't fully delivered this savings programme.

2.2.2 The savings programme is held under regular review and the Council believes that this CYPS savings target remains achievable against its key deliverables but it will simply take longer to deliver. One area that has taken longer to deliver for example has been the in-house residential care programme, which aims to move placements from expensive external residential placements to more efficient new internal residential homes. The programme has been more challenging than anticipated to deliver with difficulties locating, acquiring and converting the required properties to the original timeline. All properties are now acquired and progressing.

Table 3 – Progress against £9.9m approved savings

Directorate	2024/25 Saving to be delivered	Secured as at 31st December 2024	Still to be delivered
Finance and Customer Services	238	238	0
Assistant Chief Executive	407	407	0
Adult Care, Housing and Public Health	1,998	1,811	187
Children's and Young Peoples Services	5,850	1,059	4,791
Regeneration and Environment	1,411	1,056	355
Total	**9,904**	**4,571**	**5,333**

2.2.3 It is anticipated that Waleswood additional income savings (£81k) will not be delivered during 2024/25 following assessment of the income forecasts now the main summer season has concluded. However, it is still felt these are achievable by the end of 2025/26 and the capital investment to address the waterlogged areas will support this. The fleet saving (£75k) is still achievable but will now be delivered in 2025/26. The remaining R&E savings are expected to be delivered during the remainder of 2024/25. The review of Housing Related Support (£226k) remains underway as such any savings cannot yet be offered up, however, the remaining savings in ACH&PH are expected to be delivered during the remainder 2024/25.

2.2.4 As part of the Budget and Council Tax Report 2025/26, to support the wider financial challenges facing the Council a series of new savings and efficiencies have been put forward for approval. They are savings that the Council feels it can and should make and so their delivery will help provide a more robust financial position for the Council moving forwards, these savings are detailed later in this report.

2.3 Fees and Charges

2.3.1 The Council has a policy to increase fees and charges to ensure that services which the Council provides are kept broadly in line with increases in the cost of providing those services. The Medium Term Financial Strategy agreed at Council in February 2024 included an assumed increase in fees and charges of 2%, for 2025/26. The updated Medium Term Financial Strategy agreed at Cabinet in December 2024 maintained that position although flagged a significant funding gap from 2025/26 onwards as a result of inflation, demand and market pressures in Social Care and Home to School Transport.

2.3.2 Given the financial challenges that the Council faces as a result of these pressures, consideration has been given to the level of increase that the Council should apply to its own fees and charges for services. The Council is conscious of the impact on residents and it is therefore not proposed to lift fees and charges above the 2% assumed in the MTFS, in order to minimise the impact on residents whilst protecting access to basic services. However, there are some exemptions proposed to increase them above the 2% MTFS assumption in recognition of rising costs that the Council faces in the provision of these services. As such it is proposed that all income budgets for fees and charges which are determined by the Council will be uplifted by 2% except where an exception has been proposed. The majority of these exceptions relate to the following issues:

- A need to freeze charges to maintain or attract new customers.
- Statutory rules that set the charge rates, preventing any increase being made.
- Other proposals to freeze charges linked to specific scenarios such as Markets, given the transition that will take place whilst the project that will re-locate Markets while investment into the regeneration of the market takes place.

2.3.3 The following exemptions are proposed:

- Civic Theatre – The Civic Theatre is seeking an exemption from the annual fees and charges inflation increase, in order to enable it to work towards a self-financing model. Prices will rise but the Council will not increase the income budgets in this area, allowing the service to meet its income budgets. This relates to booking of the venue to put on performances rather than buying event tickets.
- Museums and Libraries photocopying and postage, to freeze the charges to keep them competitive, postage set by Royal Mail.
- Clifton Park Waterplay private hire, increase to bring into line with market price.
- Music Service - The service is seeking an exemption from the annual fees and charges inflation increase, in order to enable it to work towards a self-financing model. Prices will rise but the Council will not increase the income budgets in this area, allowing the service to meet its current income budgets.
- Country Parks (including Waleswood) – price increases above 2% to improve sustainability of business model. Excluding the price freezes on leisure activities below.
- Rother Valley Country Parks and Thrybergh to have price freeze applied for leisure facilities.
- Centenary Market Price Freeze to continue during redevelopment.
- Building Control, Temporary Traffic Regulation Orders – fees increased above 2% to ensure full cost recovery.
- Parking Services - Price freeze to encourage visitors to the town centre at Drummond Street, Wellgate North, Wellgate Multi Storey, Douglas Street, Unity Place, Westgate, Clifton Hall, Forge Island and Scala, ahead of the major developments planned in future years.

- Parking Services – First hour free to encourage visitors to the town centre at Drummond Street, Wellgate North, Wellgate Multi Storey, Douglas Street, Unity Place, Westgate, Clifton Hall, Forge Island and Scala (Monday to Friday inclusive)
- Adult Services care packages customer contributions from those eligible to pay are proposed to be increased to match increased costs seen in recent years.
- School Catering - Food prices and staff costs have risen significantly over the last 24 months and as such the fees charged for the service do not recover the costs of providing the service. This position has improved following a 15% increase in 2024/25 but further increases of between 2% and 10% will be required for 2025/26.
- Cleaning Service – Staff costs have risen sharply in recent years along with material costs as such the service is currently being subsidised by the Council. Therefore, a fees and charges increase of between 7.5% and 10% will be required to start to move the service away from a subsidised position.
- Bereavement Service contract charge is linked to RPI-X February, as such the Council doesn't control the inflation level.
- Crowden Outdoor Learning Facilities, a greater increase in fees is required to cover cost of service provision (9.6% increase required)
- Legal Services require a 4% increase to ensure charges are kept in line with the cost of providing these services.
- HR & payroll system charge to Doncaster MBC, is a service contract charge and is linked to RPI-X February, as such the Council doesn't control the inflation level.

2.3.4 The following exemptions relate to services where statutory rules apply and the impact of these exemptions is factored into the budget.

- Licensing through the 2003 Licensing Act.
- Regulation and Enforcement (Water samples, Fixed Penalty Notices and Pollution Control Permits.
- Planning application fees.
- Blue Badge Scheme.
- Electoral Services – access to electoral register records.
- Registration Services – registrar fees for births, deaths and marriages.
- Highways Inspections - permits.
- Parking Services – charges for untaxed/abandoned vehicles.

2.3.5 All of the above exceptions have been taken into account within the proposed budget. Any alternative decisions will, therefore, have a financial impact on the Councils Budget. The financial impact of the proposals to freeze some fees and charges is £736k after taking account of additional income generated where fees and charges have been increased above 2%.

2.4 Independent Adult Care Sector Provision

2.4.1 Investment into Adult Social Care is a key part of this budget in order to meet the challenges of escalating cost pressures within this service, relating to inflation and rising demand for adult care, the Council will therefore provide around £17m investment in the delivery of Adult Social Care services. This additional budget will also help support the Council's ambition that all workers are paid the Real Living Wage where directly employed or through a commissioned service.

2.4.2 The total uplift proposed for each sector is based on a weighted average cost incorporating the Real Living Wage increase and CPI. A cost of care exercise was undertaken across the range of providers, and this has informed the rates of pay that are being proposed.

2.4.3 The Council consults with providers each year to assess the fees it pays for care services. The following paragraphs provide a summary of the issues facing different segments of the care market as well as the proposed fee uplifts.

2.4.4 Residential and Nursing Care Homes

2.4.5 There are a total of 33 independent sector care homes contracted to support older people in Rotherham, 13 of which provide nursing care.

2.4.6 The independent sector care home market in Rotherham supplies 1,631 beds. In Rotherham, there is a long-term trend moving away from traditional care home provision that mirrors the national picture. People are being supported at home for as long as possible and are entering 24-hour care for the last 2 to 3 years of their life when the complexity of needs has increased, and they are unable to manage their long-term conditions in their own home.

2.4.7 The pressures that the older people's care home market faces are well documented and are highlighted below:

- The lack of nurses and enhanced terms and conditions of employment (pay, pensions, workplace support) offered by the NHS are a challenge for the independent sector market who are not able to compete to attract qualified nurses to work in care homes.
- Increasing use and high cost of agency nurses is having a negative impact on patient flow from the hospital and the ability to continue to provide and maintain a quality service.
- The National Living Wage will increase by 6.7% to £12.21 in April 2025. The Real Living Wage for 2024/25 increased by 5% to £12.60.
- The care market are restricted in their ability to compete financially with the retail and hospitality sector as they are currently offering joining bonuses and increased wage rates.
- A high degree of staff turnover has resulted in a significant increase in recruitment and retention costs.

- Increasing care requirements of residents with complex needs resulting in an intense demand on staff resource.
- The increase in employer's National Insurance contributions will have a significant impact on care home costs moving forward.
- The financial landscape for care homes has changed dramatically due to inflationary pressures, particularly in areas such as staffing, utilities, food, medical supplies and insurance which have significantly increased operational costs.
- The highest cost pressure year on year is the care home workforce with over 70% of costs contributing towards staffing pay and benefits.

2.4.8 The problems cited above are having a particular effect on the nursing home provision. The capacity in nursing Elderly Mentally Infirm (EMI) and nursing care beds has reduced by around 40% in the last five years and this pattern of decline may continue over the next period. Providers have converted nursing EMI beds to residential care and there is a lack of provision of vacant beds in nursing and nursing EMI which is causing delay in hospital discharges, reduces choice and can lead to placing people out of borough at a higher cost.

2.4.9 The following table details the proposed fees for 2025/26. The total increase in fees of 5.5% aims to address the current costs of delivery and provide funding for inflation. This approach aims to ensure a sustainable price for the different types of residential care that the Council purchases.

*Excluding Funded Nursing Care element

2025/26 Proposed Fees	Residential	Residential EMI	Nursing Care*	Nursing EMI*
Rotherham	£689	£718	£754	£837

2.4.10 Home Care

2.4.11 The purpose of a home care and support service is to enable people to remain living at home for as long as possible. The availability of quality home care services is key to supporting people's independence at home in the communities they know.

2.4.12 Around 1,400 people access the Home Care and Support Service, an increase of about 12% from the previous year and approximately 78% of people accessing the service are over the age of 65. Around 19,000 hours of service are delivered per week which makes a major contribution to supporting people to remain in their own homes.

2.4.13 A cost of care exercise to inform the 2025/26 budget setting process took place in Quarter 3 2024/25 and contracted home care providers met with strategic commissioners to discuss the perceived risk/sustainability issues. The following highlights areas of concern:

- The lowering of the threshold for the payment of NI and the increase in the rate of employer contributions.

- The National Living Wage (NLW) increase and the associated wage drift to maintain the expected wage differential for the wider workforce.
- Unsupported costs associated with Government decisions e.g., mandated training, discontinuation of free PPE and future impact of Employment Rights Bill (Statutory Sick Pay and maternity pay) expected in 2025/26.
- Difficulty in maintaining the current terms that support staff retention, continuity of care, and ability to invest in their workforce to ensure high quality provision.
- Additional costs of employment for each care worker e.g., fuel, Personal Protective Equipment, office supplies.

2.4.14 The Home Care and Support Service is provided through a Flexible Purchasing System (FPS). Currently there are 21 providers responding to requests for service.

2.4.15 The current average hourly rate is £24.32. It is proposed that the rates are increased by an average rate of 5.5%. The total increase in fees accounts for the increase in the National Living Wage and inflation.

2.4.16 Independent sector provision – Learning Disability and under 65 Specialist Services

2.4.17 The Council provides financial support to approximately 787 learning disabled people of all ages, with an ageing demographic and increased complexity for young people transitioning into adult services. There are 436 Physically Disabled people (aged 18-64), 272 people with Mental Ill Health (aged 18-64) and 55 (aged 18-64) people whose primary support need is Sensory Impairment, currently receiving Council support.

2.4.18 The pressures that the Learning Disabilities and Under 65's Specialist services face are in line with those faced in Older Peoples services and are highlighted below:

- The lack of nurses and enhanced terms and conditions of employment (pay, pensions, workplace support) offered by the NHS are a challenge for the independent sector market who are not able to compete to attract qualified nurses to work in care homes.
- High cost of agency staff both Carer and Nursing roles.
- The National Living Wage will increase by 6.7% to £12.21 in April 2025. The Real Living Wage for 2024/25 increased by 5% to £12.60.
- Challenges in relation to attracting and retaining staff when pay rates in retail and hospitality are higher for less demanding roles.
- The high degree of staff turnover within the sector results in a significant number of recruitment processes and the costs associated with this.

2.4.19 The costs of services reflect bespoke provision to meet individual needs and have arisen incrementally creating a range of accommodation costs and hourly rates. However, due to pressures such as the increase in the National and Real Living Wage, it is proposed to uplift fees to ensure the continued sustainability of services. The fee uplift for each service is shown below.

Learning Disabilities	**Percentage uplift**
Supported Living	5.5%
Residential Care	5.5%
Day Care	5.5%
Other 18-64	
Care Homes	5.5%
Supported Living	5.5%

2.4.20 **Direct Payments**

2.4.21 Recognising that a significant proportion of people in receipt of Direct Payments exercise choice to directly purchase other services from a range of providers at varying levels of costs, it is proposed to apply a 5.5% increase to the personal budgets. This will continue to support the wider home care and day care market, ensuring that choice is available outside of the Council commissioned services.

2.4.22 Discussions with care providers have highlighted that the ability to pay staff a competitive rate continues to be a key issue, especially in view of the significant wage inflation within retail, hospitality, and the NHS. The purpose of the funding is to support the continued workforce challenges across the Adult Social Care market, by encouraging people to remain in or join the sector with competitive rates of pay.

2.4.23 It is recognised that this will be a particularly difficult year for providers as the increase in employers' NIC and especially the reduction of the threshold at which Employers' NIC becomes payable, will add additional pressure to all care providers.

2.4.24 A Market Sustainability Plan is being developed to monitor the Council's ability to ensure the sufficiency of the market to meet the needs for care and support of adults.

2.4.25 **Children in Care placements inflationary uplift**

2.4.26 A 4% inflation uplift has been assumed in the budget to cover the anticipated inflationary pressures relating to the range of children in care placements. The following summarises the approach that would be taken to determine the inflation uplift costs for the main children social care placements for 2025/26.

2.4.27 **In-house foster and kinship carers**

2.4.28 The Government sets a National Minimum Allowance (NMA) for weekly child maintenance fostering rates based on age bands, which are

increased annually in line with inflation. The Government has announced a 3.55 per cent increase to the national minimum allowance (NMA) for foster carers in England for 2025/26.

2.4.29 The NMA rate is used to calculate payments for in-house foster carer, family & friends (Reg 24 & S38/6) allowance, Special Guardianship Orders (SGO), and Child Arrangement Orders (CAO). Cabinet agreed in October 2022 for increases in foster carers skills payments to be aligned to the annual inflationary uplift in the NMA rate.

2.4.30 **External residential & foster care provision**

2.4.31 The Council has 212 children in care (at December 2024) placed with external residential and independent fostering agencies at a total forecast cost of £23.0m. Since April 2020, Rotherham has called off and used the rates from the White Rose Frameworks for Independent Fostering (IFA) and residential care providers that are in the framework contract. The White Rose Consortium have their own process for reviewing and agreeing price increases for providers. A 3% uplift has been assumed for residential home providers in and outside the framework, pending confirmation of the actual rate increase by the White Rose consortium.

2.4.32 **Care leavers allowances and support**

2.4.33 The Council provides financial support (via the Local Offer) and allowances to care leavers aimed at helping young people transition to independence, to set up their first home, and with education related costs. Given financial support and allowances are meant to support care leavers with living costs, Cabinet recently agreed that these allowances should be uplifted annually in line with the Council's inflation assumption.

2.5 Council Tax Proposals for 2025/26

2.5.1 The Government have confirmed that the basic referendum principle for 2025/26 is 3% i.e. a maximum 2.99% increase in the basic rate of Council Tax. Social Care authorities will also be able to increase their Council Tax by a Social Care precept of up to 2% for 2025/26 (over the basic referendum threshold of 3%). Therefore, the total that the Council could increase Council Tax by is 5%.

2.5.2 The Council is proposing to increase its own Council Tax (i.e. excluding Parish, Fire and Police precepts) by 3%, comprising a 1% increase in the basic rate of Council Tax and a 2% Adult Social Care Precept.

2.5.3 The proposed 1% increase on the basic rate of Council Tax will raise an additional £1.3m in 2025/26. In addition, a 2% increase in the Adult Social Care Precept will raise a further £2.7m in 2025/26 to contribute to funding increased costs of adult social care.

2.5.4 A 3% increase on the tax levied in 2025/26 would mean a Band D Council Tax (for the Rotherham Council element only) of £1,870.63. Details of the proposed increases on all Council Tax bandings are set out in Table 4 below. Over 50% of properties in the Borough are Band A.

Table 4 – Council Tax Bands and Amounts (Rotherham Council element only)

Council Tax Band	2024/25 £	2025/26 £
A	1,210.76	1,247.09
B	1,412.56	1,454.93
C	1,614.35	1,662.79
D	1,816.15	1,870.63
E	2,219.73	2,286.32
F	2,623.32	2,702.02
G	3,026.91	3,117.72
H	3,632.29	3,741.26

2.5.5 The budget for 2025/26 also takes account of a planned use of £3m of surplus from the Council's Collection Fund for Council Tax. This is a direct result of the Council continuing to achieve a high performance in collecting Council Tax and minimising cumulative arrears. However, it is considered that the continuing cost of living crisis, impact of high inflation period and wider economic pressures on the Borough into 2025/26 may result in a negative effect on the in-year Council Tax collection rate. Consequently the 96% in-year collection rate budgeted for in 2024/25 has been maintained for the 2025/26 taxbase rather than the 97% rate used in previous years' taxbase calculations, prior to Covid 19.

2.5.6 The proposed increase will help to support the delivery of valuable frontline services, particularly services for vulnerable children and adults at a time when demand for these services continues to increase. This includes some additional investments in services which are set out in Paragraph 2.7.

2.5.7 As required by legislation (the Local Government Finance Act 1992) the Budget Report to Council on 5th March 2025 will include a Statutory Resolution of Council Tax setting out details of the proposed Council Tax calculations for 2025/26 for the Council, Parishes and including the precepts from the South Yorkshire Police and Crime Commissioner and South Yorkshire Fire and Rescue Authority as advised to the Council.

2.5.8 The annual determination of the Council Tax Base, which is a technical based calculation, is delegated by Council to the Strategic Director – Finance & Customer Services (Section 151 Officer). The Council's Tax Base for 2025/26 has been determined as 73,602.07 Band D equivalent properties, after adjusting for the anticipated rate of collection, the impact of the Council's Local Council Tax Support Scheme and discretionary discounts and exemptions for empty properties and second homes.

2.5.9 Based on the growth in the number of properties in the Tax Base and the proposed increase in Council Tax by 3%, this will generate a total Council Tax of £137.6m available to support the Council to fund services in 2025/26. Details of the Council Tax Base for 2025/26 are set out in Appendix 1.

2.5.10 Council Tax Support Scheme 2025/26

2.5.11 Following a recent public consultation regarding the Council Tax Support scheme it has been decided that changes will be made to the income taper for 2024/25.

2.5.12 The Taper is the rate at which Council Tax Support is reduced for an applicant whose income is above the applicable amount. The applicable amount is the income level that the Government expects the applicant to be able to live on and is the sum of three allowances for claimant/partner, dependent children and any special needs.

2.5.13 In a previous review of the scheme the taper was increased from 20% to 30% for the financial year 2018/19 onwards however from 2024/25 the taper will be reduced back to 20% which it is estimated will be an additional cost to the scheme of £130k.

2.5.14 A reduction in the taper would assist those whose income is slightly above their applicable amount and could incentivise claimants to take up employment or remain in their current employment.

2.5.15 **Local Council Tax Support Top Up Scheme 2025/26**

2.5.16 The Council is aware that residents will still be facing increased household costs as a longer term impact of the period of high inflation and energy prices. In recognition of this the Council proposes to again provide a further Local Council Tax Support Top Up scheme across the financial year 2025/26. The scheme will provide an expected additional award of £126.12 for 2025/26, on top of the 2025/256 Council Tax support to working age claimants provided via the Council's Local Council Tax Support scheme for 2025/26. Based on current caseloads this is expected to provide additional support to approximately 14,400 households. Where a claimant has a bill of £126.12 or less, then the bill will be reduced to zero. This means that for a working age household in receipt of maximum Council Tax support in a non-parished area Band A property, there will be no bill to pay for 2025/26 Council Tax. Based on current caseloads this is estimated to be approximately 11,000 households. The application of the scheme will include all those becoming eligible up to and including 31 March 2026. The precise value of the award will be confirmed once the Police and Fire Precepts are confirmed.

2.5.17 The estimated scheme costs are between £1.7m and £1.9m and will be funded through the Council's Household Support Fund (HSF) allocation for 2025/25. Whilst the allocation for HSF is not yet confirmed it is expected to be sufficient to fund this scheme in full however there is a Local Council Tax Support Grant reserve of £850k that can be used to

support any shortfall in HSF. The actual cost won't be known until the end of the 2025/26 financial year.

2.5.18 The scheme will replicate the criteria implemented in 2024/25. For 2025/26, the scheme will provide an expected £126.12 of additional Council Tax Support (subject to confirmation of the Police and Fire Precepts), based on the following criteria;

- That an expected additional award of £126.12 Council Tax Support will be made to those people of working age who are in receipt of Local Council Tax Support as at 1 April 2025.
- That where a claimant has a Council Tax bill of £126.12 or less, their bill will be reduced to zero.
- That the remaining funding will be utilised to fund the cost of new claimants becoming eligible for Local Council Tax Support including the application of the relevant proportion of the additional expected £126.12 support.
- That the additional support will apply to all those becoming eligible up to and including 31 March 2026.

2.5.19 **Council Tax Premiums**

2.5.20 Rotherham currently charge a 100% empty property premium for properties that have been unoccupied and unfurnished for over 2 years. Legislation to allow Councils further discretion regarding the Premiums is contained within The Levelling up and Regeneration Act which received Royal Assent in October 2023.

2.5.21 The Act allows Government to bring forward regulations excluding properties from a premium where certain conditions are met. Consultation was undertaken by the Government and included several proposed circumstances for which the empty homes and second homes premiums could not be applied. The regulations came into force, and guidance received from Government, on the 1 November 2024.

2.5.22 The changes would mean that;

- The 100% premium could become effective for properties that have been unoccupied and unfurnished for over 1 year.
- Second homes would become eligible for premiums. This does not include those second homes which currently receive a 50% job related discount.

2.5.23 Due to the late timing of the announcement the Council chose not to implement these changes for 2024/25. However, they are proposed to be implemented as part of the Budget report 2025/26. It is expected that the introduction of this premium will generate around £0.5m of additional Council Tax income, though it is only an estimate at this point, the implementation and impact of the scheme will be tracked carefully.

2.5.24 The proposed changes will come into effect from 1 April 2025 providing a Council decision had been made by 5th March 2025. However, the second

home premium would require a decision to be made at least 12 months before it comes into effect which would mean that if approved on the 5th March 2025 it would be implemented from 1 April 2026.

2.6 Proposed Revenue Budget 2025/26 and Medium Term Financial Strategy to 2027/28

2.6.1 The Council's Medium Term Financial Strategy (MTFS) sets out a framework for understanding the challenges the Council faces and supports corporate planning. It helps the Council to shape its finances over the medium term by examining the projected resources available to meet the priorities as set out in its Council Plan.

2.6.2 An update of the MTFS was submitted to Cabinet in December 2024 reflecting the significant budget funding gap for the MTFS period. The MTFS has since been further updated to reflect the outcomes of the Provisional Local Government Finance Settlement 2025/26 and the budget proposals as set out in this report. It includes funding and expenditure projections up to the 2027/28 financial year which show an effectively balanced position up to 2027/28 where there is a potential funding gap of £3.2m on current service activity and funding assumptions. However, there will be a further Government Spending review before funding allocations for 2027/28 are determined. In addition, the MTFS will be kept under review which will include reflecting the impact of future years' annual Finance Settlements.

2.6.3 Taking into account Government funding notified for 2025/26 within the Provisional Local Government Finance Settlement, estimates of Government funding for future years and the Council's own resources, the proposed budget for 2025/26 and an updated MTFS over the following two years is set out below in Table 5.

Table 5 - Budget and MTFS 2024/25 to 2025/26

Resources	**2025/26 £000**	**2026/27 Estimated £000**	**2027/28 Estimated £000**
Government Funding			
Revenue Support Grant	19,347	19,347	19,347
Business Rates Top-Up Grant & S31 Grant as compensation for multiplier cap on Top-Up Grant	38,109	38,871	39,649
New Homes Bonus	1,452	0	0
Public Health Grant	18,450	18,819	19,196
Social Care Support Grant	37,419	37,419	37,419
Local Authority Better Care Fund	17,864	17,864	17,864
Recovery Grant	8,771	8,771	8,771
ASC Market Sustainability and Improvement Fund	5,886	5,886	5,886

Extended Producer Responsibility	6,100	4,000	4,000
Children's Social Care Prevention Grant (£250m)	2,041	2,041	2,041
Domestic Abuse Safe Accommodation Grant	803	803	803
Housing Benefit Admin	863	863	863
NIC Compensation	2,500	2,500	2,500
Core funding indexation	0	1,000	1,000
Total Government Funding	**159,606**	**158,185**	**159,339**
Retained Business Rates & S31 Grants as compensation for Government determined business rates reliefs	57,613	57,765	58,921
Council Tax Collection Fund – annual review and use of surplus	3,000	5,000	5,000
Council Tax and Adult Social Care Precept	137,638	143,143	148,869
Total Council Resources	**198,251**	**205,909**	**212,790**
Total Resources	**357,856**	**364,093**	**372,128**
<u>Expenditure</u>	**2025/26** **£000**	**2026/27** **Estimated** **£000**	**2027/28** **Estimated** **£001**
Base Budget Requirement at 2024/25 pay and prices	318,075	321,210	323,541
Provision for pay, price and fees and charges income inflation	13,979	21,023	28,578
Adult Care – care transitions and demand	11,000	12,000	13,000
Home to School Transport (includes £3.5m Budget Contingency previously approved)	4,300	4,300	4,300
Waste service costs and demand	1,500	1,500	1,500
Impact of NIC increase	3,900	3,900	3,900
Children's Social Care Prevention Grant (£250m) - specific commitments	2,041	2,041	2,041
Domestic Abuse Safe accommodation Grant	803	803	803
Revenue budget investment 2025/26	1,945	1,945	1,945
Revenue Savings 2025/26	-2,592	-2,342	-2,342
Capital Investment to 2025/26 – financing costs	923	1,953	2,114
Use of savings and contingencies within Budget/MTFS Strategy:			
Treasury Management Savings	-3,000	-4,240	-4,000
Social Care Contingency	5,400	0	0
Reserve support for Social Care Contingency	-418	0	0

Total Expenditure Budgets	**357,856**	**364,093**	**375,380**
Gap	**0**	**0**	**3,252**

* Notes :

(i) The ASC Market Sustainability and Improvement Fund is now part of the Core Spending Power and targeted towards;

- Increasing fee rates paid to adult social care providers in local areas,
- Increasing adult social care workforce capacity and retention,
- Reducing adult social care waiting times.

2.6.4 Set out below in Table 6 is the proposed Net Revenue Budget for 2025/26 including the Directorate Cash Limit Budgets utilising the available resources and based on approval and implementation of the proposed budget included within this report and detailed above in Table 5. Central Services holds Budget uplifts temporarily like pay award and the proposed uplift on Home to School Transport that will be uplifted at a later date.

Table 6 Net Revenue Budget by Directorate

	Proposed Budget 2025/26
	£'000
Adult Care, Housing & Public Health	135,908
Children & Young People's Service	68,752
Regeneration & Environment Services	48,651
Finance, Customer Services	35,066
Assistant Chief Executive	8,301
Central Services	61,178
TOTAL NET REVENUE BUDGET	**357,856**

2.6.5 The proposed Central Services budget (£61m) shown in the table above includes the following key budgets and provisions:

- Levies – Integrated Transport Authority, Coroners, Environment Agency, Apprentice (£13.5m)
- Capital Financing (£26.6m)
- PFI Grants (cr £3.8m)
- Inflation provision for pay, price and fees and charges, (£17.2m).

2.7 Proposed Budget Investments & New Revenue Savings

2.7.1 Table 7 below sets out the revenue budget investment proposals that total £1.945m for 2025/26 onwards. Further details of all these investment proposals are provided in Appendix 2.

Table 7 Proposed Revenue Budget Investments

Ref per template	Revenue Budget Investments	2025/26 £'000	2026/27 £'000
People are safe, healthy, and live well			
INV1	Street Safe Team	570	570
Expanding Economic Opportunity			
INV2	Employment Solutions Team	718	718
A Cleaner, Greener Local Environment			
INV3	Road Marking	100	100
INV4	Street Cleansing and Fly Tipping Improvements	307	307
One Council Approach			
INV5	Cost of Living Support	188	188
INV6	Customer Services – Call Handlers	62	62
	Total Requirement	**1,945**	**1,945**

2.7.2 **People are safe, healthy and live well**

2.7.3 The consultation on the refresh of the Council Plan highlighted the central importance that respondents attached to wanting to feel safer in the borough. Meanwhile the results of the 2024 Resident Satisfaction Survey highlighted a much lower proportion of respondents felt safer after dark in their local area in Rotherham, compared to the national average (57% in Rotherham compared to 71% nationally). There was also a significant difference between men and women's feelings of safety after dark, with 62% of men reporting feeling 'very safe' or 'fairly safe' compared to only 54% of women. Young people aged 18-24 are least likely to feel safe after dark and those aged 45-54 most likely to feel safe.

2.7.4 To improve feelings of safety and security in town and village centre areas a visible, uniformed Council presence, with a particular focus on high footfall areas and Rotherham Town Centre, will be provided. The new 'Street Safe Team', funded by this investment, will have dedicated resources and the ability to deploy various powers to bolster enforcement. Alongside existing uniformed officers, they will provide a welcoming and reassuring presence in the town centres.

2.7.5 A highly visible team, they will act as the eyes and ears of the Council and will be expected to identify and report issues where they are unable to intervene directly. The team will focus on making best use of intelligence data

and information in order to target resources and problem solve Community Safety issues.

2.7.6 **Expanding Economic Opportunity**

2.7.7 Since being established in 2020, the Employment Solutions team have supported more than 1,250 to get into or stay in work. Initially funded by European Structural and Investment Funds and then, its successor, the UK Shared Prosperity Fund, the team offers an integrated programme of bespoke pre-employment activity. It has been designed to support economically inactive and socially excluded unemployed residents of Rotherham to move towards and access the labour market.

2.7.8 The integrated programme of support will allow seamless progression from significant distance to the labour market into targeted, employment-focused access activity including job and apprenticeship brokerage, sector-specific training with work experience at a pace appropriate for the individual. Residents will be able to enter through a single door where their situation, needs and barriers will be triaged before being directed to the most appropriate support for them.

2.7.9 The programme is flexible, sensitive to individual participant needs (adopting a 'no wrong door' approach to referral and/or support) and is more streamlined/cost-efficient than previous funded programmes.

2.7.10 Having been delivered through short term, grant funding that has included a number of conditions impacting on who can receive support and how this is provided, it is proposed to mainstream the current funding arrangements. This will provide a stable programme of support for residents and when asked about the Council providing support to create new jobs, 90% of respondents in the consultation for the new Council Plan supported this service.

2.7.11 **A Cleaner, Greener Local Environment**

2.7.12 Cleaner streets were highlighted as the second most popular thing that respondents wanted to improve in their area as part of the consultation on the new Council Plan.

2.7.13 It is therefore proposed to create an additional team to complete verge maintenance outside of urban areas. In particular, this will focus on rural verges and key gateways, increasing the regularity of maintenance in priority areas and, where possible, including the provision of road sign cleaning.

2.7.14 To improve the performance and quality of the service through the greater use of data and intelligence it is proposed to introduce two additional roles. Focused on improving the tasking, coordination and monitoring of the delivery of the teams across areas such as street cleansing, ground maintenance, grass cutting, litter clearance and verge maintenance outside of urban areas, the roles will enable the creation of cleaner streets across the borough. They will also provide additional managerial capacity to focus on proactive member engagement, alongside member casework and MP enquiries and other reporting.

2.7.15 The Council is also proposing to invest an additional £100k to improve road markings on the classified road network and in estates. Many of the road markings throughout the Borough are becoming extremely worn and the current budget of £70k is insufficient to address the significant backlog of this asset and only allows for reactive action to address the areas of most significant concern.

2.7.16 This proposed additional investment will allow the service to become proactive in identifying and addressing these issues through creation of an annual programme of road markings to be refreshed, which will be published and communicated to Councillors and the public.

2.7.17 **One Council Approach**

2.7.18 As identified in section one of this report, the high cost of living has had significant impacts on residents across the borough over recent years. Whilst a number of mechanism are already in place to support people and families, this proposal identifies three mechanisms to support people and communities across the borough.

2.7.19 Firstly, this sets out the proposal to double the value of the Council's existing school uniform voucher scheme from £35 to £70 for eligible children. The eligibility criteria will remain the same as under the current scheme and is designed to support residents with the cost of transition years through the education system. Schools – who are responsible for providing vouchers to pupils – will be required to ensure that the vouchers given can be used in multiple retail outlets.

2.7.20 Secondly, following the growth in demand to support residents to complete the application process for Pension Credit, it is proposed to extend the additional temporary resource that had been due to conclude in March 2025. The current support is being funded by the Council and delivered by Citizens Advice Rotherham and District (CARD) and Age UK. Extending the provision of this additional support will mean that more local residents can continue to gain access to the benefits that they are entitled to.

2.7.21 Thirdly, to complement existing provision in the borough, including social supermarkets, it is proposed to explore an expansion of the Food Works offer from Sheffield into Rotherham. Food Works are an established and successful VCS organisation, delivering across eight locations in Sheffield. Their model involves upcycling quality surplus and locally grown ingredients into delicious food and drink, made available on a pay what you feel basis. They also collect and share surplus food, develop hyperlocal food production and empower people with skills, knowledge and support.

2.7.22 By expanding into Rotherham this investment would seek to establish a cafe that will provide affordable food to those in need alongside learning opportunities around cooking, nutrition and budgeting.

2.7.23 Finally, to continue to improve the customer experience for residents, an investment is proposed to further reduce call waiting times for those

telephoning the customer contact centre. Each year the Customer Services contact centre receives, on average, around 300k enquiries. In 2023/24 the Council Plan target of a six minute average wait time per quarter was achieved. The target for 2024/25 is an average wait time of four minutes, with a longer term aim to reduce this even further.

2.7.24 It is therefore proposed to increase the number of call handlers by 2FTE, which will help further reduce call waiting times and improve customer experience.

2.7.25 Table 8 below sets out the revenue budget savings proposals that total £2.592m for 2025/26 onwards. These savings have been developed to support the wider Budget position and acknowledge that some services can be operated more efficiently, be reduced or removed. Further details of all these investment proposals are provided in Appendix 4.

Table 8 Proposed Revenue Savings Proposals

Ref per template	Revenue Budget Savings Proposals	2025/26 £'000	2026/27 £'000
Children and Young People's Services			
CYPS1	Review of support for Change Team (edge of care and therapeutic teams)	350	350
CYPS2	Maximising the use of children services grant funding	420	170
CYPS3	Maximising the centrally retained Early Years DSG funding	150	150
CYPS4	Integration of PAUSE activity into Early Help Services	100	100
CYPS5	Savings from previous years CSC staff changes	282	282
CYPS6	Review of commissioned contracts	70	70
Adult Care, Housing and Public Health			
ACH1	Fee uplifts and review of non-residential charging policy	600	600
Regeneration and Environment			
R&E1	Waste Service Route Optimisation	500	500
R&E2	Mitigation of pressures at Thrybergh Country Park	60	60
R&E3	Mitigation of pressures at Rother Valley Country Park	60	60
	Total Requirement	2,592	2,342

2.8 Reserves and Balances within the Council's Budget Strategy

2.8.1 In setting the Budget for 2024/25 the Council anticipated that corporate reserves at the 31st March 2024 would be £59.4m. However, following outturn position for 2023/24, the reserves on the 31st March 2024 were £59.0m, a decrease of £0.4m as a greater level of reserves were required to balance the outturn position due to increased social care pressures. However, the Council's overall reserves balance at the end of 2026 is projected to be £6.5m higher than the projection for the same point when setting the 2023/24 Budget. This improved position is due in the main to the following;

- The Council's temporary savings plans in latter half of 2023/24 and 2024/25 reducing the expected call on reserves.

- Further Treasury Management savings generated in year leading to a reduced call on the Treasury Management Reserve.
- New corporate grants, ringfenced and largely linked to Asylum funding programmes.

2.8.2 This improved position places the Council in a more robust financial position to manage the challenges faced during 2024/25 and in setting the Budget for 2025/26.

2.8.3 During 2024/25 whilst the Council has faced significant financial challenges, referenced earlier in this report, the Council has continued to generate significant savings through it's Treasury Management Strategy. These savings have been significant enough to mitigate a large proportion of the pressures in year. However, it is still anticipated that the Council will require additional reserves to balance the outturn position for 2024/25, it is expected this call on reserves will be £3.1m and come from the Budget and Financial Strategy Reserve.

2.8.4 The Council's balance of corporate reserves as at 31st March 2024 was £59.0m. Following a further review of the Reserves Strategy, taking into account the financial outturn for 2023/24, the forecast financial outturn for 2024/25 and the proposed reserves use during 2025/26, 2026/27 and 2027/28, the following updated Reserves Strategy is proposed for reserves movements during the period 2024/25 to 2027/28:

- The Council received £2.8m Local Council Tax Support Grant to mitigate the financial impact of Covid-19 on future Council Tax income. This grant was transferred to reserves in 2021/22 with £1.6m of this reserve used in 2022/23 as planned with the balance of £1.2m earmarked for a Local Council Tax Support Top Up scheme during 2024/25. It is now expected that an estimated £0.9m of this grant can be carried forward into 2025/26 due to utilising the Household Support Fund to cover part of the costs of the LCTS Top Up scheme in 2024/25. As such the grant will remain available to support a Local Council Tax Support Top Up scheme in 2025/26.

- The Spending Review 2021 confirmed Government would compensate local authorities for 75% of irrecoverable losses in Council Tax in respect of 2020/21. From this the Council gained £0.7m that transferred to reserves in 2021/22 and is earmarked for a Local Council Tax Support Top Up scheme during 2024/25.

- A £2m Covid Recovery Fund was created as part of the 2020/21 outturn position. So far, £0.9m of this reserve has been used to provide schemes for residents impacted by the cost of living crisis, helping to fund the Energy Crisis Support Scheme and provide additional funding for discretionary Housing Payments. The remaining £0.1m is approved to be used across 2024/25 for a continuation of the Energy Crisis Support scheme.

- The Corporate Revenue Grants Reserve now stands at £2.5m though it is made up of ringfenced grants that are expected to be used across the MTFS period though at present the Council are unable to project specifically when.

- Treasury Management Savings Reserve has been built up over a number of years where the Council has generated significant savings through its Treasury Management Strategy. The reserve is to be used to support the budget across the medium term as agreed at Council in February 2024. The Council has a current balance of £11.6m, from which it proposes to use £4.4m 2024/25 and £0.4m in 2025/26. A significant use of this improved reserves position is making a temporary social care contingency to provide support for placement and demand overspends.

- There is a Business Rates Reserve of £4m held for any impacts of the Business Rates revaluation process and to cover off any shocks to the Council's Business Rates income as a result of large business failure.

- The Council's Budget and Financial Strategy Reserve stands at £13.9m and it is proposed to be reduced by £3.1m to fund the 2024/25 overspend position and then be retained at this level. The reserve is still required to cover the Council against the significant budget and MTFS pressures that are facing local authorities at present, that have been best illustrated by the number of Council's that have either declared a S114 Notice or have indicated that they are on the edge of declaring one. Also, given the uncertainty around future finance settlements and a new spending review period, the reserve will enable the Council to plan and manage any adverse implications by providing time to full consider any required actions. As such, the Council's Budget and Financial Strategy Reserve will be maintained.

2.8.5 Taken alongside the Council's proposed budget for 2025/26 and the MTFS to 2027/28, this reserves position is considered to be sustainable for the medium term. Future decisions on reserves would then continue be taken as part of the annual budget setting process.

2.8.6 The table below summarises the reserves balances over the medium term and includes the budgeted transfers to and from reserves as outlined in section 2.8.3.

Table 9 – Forecast Balances of Reserves

	Balance as at 31 March 2024	Projected Balance as at 31 March 2025	Projected Balance as at 31 March 2026	Projected Balance as at 31 March 2027
	£m	£m	£m	£m
General Fund Minimum Balance	**25.0**	**25.0**	**25.0**	**25.0**
Corporate Reserves				
Budget and Financial Strategy	13.9	10.8	10.8	10.8
Business Rates	4.0	4.0	4.0	4.0
Corporate Revenue Grants Reserve	2.5	2.5	2.5	2.5
Covid Recovery Fund	0.1	0.0	0.0	0.0
Local Council Tax Support Grant	1.2	0.9	0.9	0.9
Collection Fund Income Guarantee Grant	0.7	0.0	0.0	0.0
Treasury Management Savings	11.6	7.4	7.0	7.0
Total	**34.0**	**25.6**	**25.2**	**25.2**
Total General Fund Reserves	**59.0**	**50.6**	**50.2**	**50.2**

2.8.7 Whilst the proposed Budget and MTFS position proposes a use of £10.0m of reserves across the period 2024/25 to 2027/28, it is also worth noting that the Council's projected balance of reserves as at the end of 2027/28 is £6.5m higher than it was expected to be when the Council agreed its Budget for 2023/24. This improvement, given the significant challenges facing Local Authority finances, is testament to the Councils robust financial management and decision making across this period. It also shows the Councils plans on Reserves and Budgets are holding firm as despite being a further two years on, the Councils reserves are projected to be stronger.

2.9 Community Leadership Fund

2.9.1 As a result of the May 2024 elections a new cycle of Community Leadership Funding commenced. The allocations per member/ward remain on the same basis as previously provided, as set out below.

2.9.2 The 2024/25 Budget approved by Council, included revenue and capital budgets that are devolved to individual Elected Members (Community Leadership Fund) or the ward as a whole (Capital Budget). These are provided to members to deliver revenue and capital projects within their wards during their time in office. As such any unspent balance of CLF or capital can be carried forward at the year end, for all financial years except for local election years. For example, in the current election cycle, these budgets can

only be carried forward at the end of the following years, into the next financial year:

- 2024/25
- 2025/26
- 2026/27

2.9.3 Each Elected Members will receive £1,584 Community Leadership Fund. This is Revenue funding. Two member wards will receive £7,120 Capital Budget. Three member wards will receive £10,680 Capital Budget.

2.9.4 Where carry forward is required those balances will be transferred to the Corporate Revenue Grants Reserve or held within Capital Grants Unapplied.

2.10 Business Rates Reliefs

2.10.1 Revaluation 2023 and Transitional Relief

2.10.2 From 1 April 2023, the rateable values of all non-domestic properties in England were updated by the Valuation Office Agency to reflect the property market as at 1st April 2021. This ensures business rates bills are fairly distributed across all non-domestic properties and reflect changes in market conditions since the last revaluation.

2.10.3 A new Transitional Relief Scheme was introduced in 2023, which continues to provide relief for 2025/26 to help those ratepayers who are facing higher bills as a result of the revaluation.

2.10.4 2025/26 Retail, Hospitality and Leisure (RHL) relief scheme

2.10.5 In the Autumn Statement 2024 the Chancellor announced an extension to the new business rates relief scheme for retail, hospitality, and leisure properties.

- The 2025/26 Retail, Hospitality and Leisure (RHL) relief scheme will provide eligible, occupied, retail, hospitality, and leisure properties with 40% relief, up to a cash cap of £110,000 per business.
- Under the cash cap, no ratepayer can in any circumstances exceed the £110,000 cash cap across all of their hereditaments in England. Where a ratepayer has a qualifying connection with another ratepayer then those ratepayers should be considered as one ratepayer for the purposes of the cash caps.
- The RHL relief scheme guidance provides local authorities with information about the intended operation and delivery of the policy.
- The Government anticipates that local authorities will include details of the relief to be provided to eligible ratepayers for 2025/26 in their bills for the beginning of the 2025/26 billing cycle.

2.10.6 2025/26 Supporting Small Business (SSB) Relief Scheme

2.10.7 In the Autumn Statement 2022 the Chancellor also announced a new Supporting Small Business (SSB) relief scheme which will cap bill increases

at £600 per year for any business losing eligibility for Small Business Rate Relief or Rural Rate Relief at the 2023 revaluation. This relief will continue for 2025/26.

2.10.8 The Government anticipates that local authorities will include details of the relief to be provided to eligible ratepayers for 2025/26 in their bills for the beginning of the 2025/26 billing cycle.

2.10.9 Cabinet are recommended to propose to Council that these business rates reliefs are applied for 2025/26 in line with Government guidance. In addition, should Government introduce other rates reliefs, the reliefs will be applied in line with Government guidance. Backdating of applications for discretionary relief will be restricted to the 1st April of the previous financial year from the date the application was received or eligibility became known.

2.11 Procurement – Supplier Faster Payments

2.11.1 Since April 2020 the Council has adopted a range of principles and measures to provide faster payment (i.e. payment earlier than the standard 30 day payment terms) to Suppliers, where invoices have been reconciled, with a targeted approach to support local suppliers and Small to Medium Enterprises (SMEs). This was done initially to provide support during the Covid-19 pandemic to ensure cash-flow within businesses was maintained to avoid supply chain collapse and help protect jobs. The Council has however recognised the economy has not recovered or returned to pre-pandemic levels and is now facing other significant financial pressures resulting from rising inflation and energy costs. It is proposed that these principles and measures are maintained for a further 12 month period covering the 2025/26 financial year.

2.12 Capital Strategy/Capital Programme Update

2.12.1 The Capital Strategy and proposed Capital Programme to 2028/29, which sets out the Council's future capital investment plans, will ensure that investment decisions are clearly aligned with the Council's strategic priorities. The Capital Programme covers 2024/25 through 2028/29, so that the Council has a Capital Programme, that covers the Council's MTFS period. For the financial years from 2025/26 to 2028/29 the inclusion of capital grants are largely based on estimates and will be updated as Government confirm annual allocations, in line with the Council Financial & Procurement Procedure Rules.

2.12.2 The Council's Capital Strategy and Capital Programme to 2027/28 was approved by Council in February 2024 within the Budget and Council Tax 2024/25 Report. This has been further refreshed and updated as part of this Budget report and the reporting to Cabinet and Council carried out during 2024/25.

2.12.3 The Financial Outturn 2023/24 report approved by Cabinet in July 2024 set out an updated Capital Programme taking into account slippage on capital schemes during 2023/24 which was mostly re-profiled into future years.

2.12.4 Further individual new capital projects already approved during 2024/25 are incorporated into the updated Capital Programme which is set out in Appendices 3C to 3F.

2.12.5 This report proposes a number of further additions to the Capital Programme to 2028/29 which are set out in Appendix 3A. It is proposed that these priority capital investment schemes will be added to the Council's Capital Programme following Council approval.

2.12.6 **Priority Capital Investment – General Fund**

2.12.7 A number of new capital schemes are being proposed for inclusion into the Capital Programme 2024/25 to 2028/29. A list of the new schemes is provided at Appendix 3A and 3B, along with a summary view of the scheme business case. These new proposals will be funded by £18.187m of corporate resources, with the revenue implications of this built into the Council's proposed Budget and Treasury Management Strategy. They are listed below;

Table 10 Proposed Capital Budget Investments

Directorate	New Capital Proposal	Corporate Resource Required £'000s
Every Child able to Fulfil their Potential		
CAP1	In House Residential Complex Needs provision	378
CAP2	Procurement of new Education System	1,785
Every neighbourhood thriving		
CAP3	Bassingthorpe Farm	250
CAP4	Waleswood drainage works to tent field	63
CAP5	Clifton Park Overflow Car Park and Event Space	33
CAP6	Community Facilities	600
CAP7	Civic Theatre LED Stage Lighting Replacement	64
Expanding economic opportunity		
CAP8	Business Centre Upgrades	899
CAP9	Strategic Acquisitions Fund	2,000
A Cleaner, Greener Local Environment		
CAP10	Catcliffe River Flood Alleviation Scheme	6,000
CAP11	Replacement of Refuse Collection Vehicles	4,000
CAP12	Grounds and Streets Plant Refresh Phase 3	375
CAP13	Green Spaces Capital Repairs Programme	240

One Council Approach		
CAP14	HR System Replacement	1,500
	Total	**18,187**

2.12.8 A Cleaner, Greener Local Environment

2.12.9 Following the devastating floods in October 2023 and the publication of the Section 19 report into these events in summer 2024, it is proposed to invest £6m in the Catcliffe Village (River Rother) Flood Alleviation Scheme. Designed to reduce the risk of future flooding, the proposal focuses on replacing the existing bridge on Treeton Lane.

2.12.10 In addition, it is proposed to invest in new equipment to enable the Council to deliver the ambitions of this theme. This includes investing £4m in replacing half of the Council's Refuse Collection Vehicles, as the current fleet reaches the end of its operational lifespan. In addition, it is proposed to invest £375k in providing modern, efficient and effective plant equipment to undertake grounds maintenance and street cleansing across the borough. Finally, it is proposed to invest £60k per year in establishing a green spaces general maintenance and repair budget.

2.12.11 Following Governments announcement for a further £500m of funding to be provided for investment in the nation's roads and highways, the Council proposes to utilise half of this funding to support investment in the Borough's pathways, expected investment of £1m. The value will be confirmed as greater information is released around the £500m new funding.

2.12.12 Every Neighbourhood Thriving

2.12.13 The Council is making a series of additional investments to ensure that every neighbourhood is thriving, with a particular focus through these proposals on improving and better utilising existing assets. For example, it is proposed to invest £600k over the next two years to improve community facilities across the borough to sustain and increase the participation, community activities and engagement within those facilities. As part of this scheme, a number of improvements have already been identified to facilities across the borough including the Black Hut, Oaklea Retreat and Clifton Learning Centre.

2.12.14 Additionally, investment of £63k is proposed to improve drainage at Waleswood Caravan Park to reduce the likelihood of surface water flooding during heavy rain. £64k is proposed to invest in new stage lighting at the Civic Theatre to replace the current facilities, improving the customer experience.

2.12.15 Bassingthorpe Farm was allocated as a key strategic site for development in 2014 and sits to the north of the Borough, in close proximity to the proposed mainline station and town centre. The site is in multiple ownerships with the Council owning only 25%. However, funding is required to undertake viability assessments, infrastructure and site investigations and develop a

collaborative landowner agreement. The strategic location of the site, its ability to support the town centre, deliver new communities with desirable homes and good local amenities, as well as support the new proposed mainline station leads to the need for public sector intervention and direction, therefore a funding contribution is required to ensure the Regeneration team can develop the project to delivery. It is estimated that the site could bring between 1,750 and 2,500 new housing units forward.

2.12.16 Every Child able to Fulfil their Potential

2.12.17 Building on the existing programme, the Council will deliver a further investment of £378k as match funding into the in-house residential programme to provide additional complex needs provision. This builds on the previous phases of development which has seen five children's homes open with a current in house of capacity of 11 beds.

2.12.18 It is also proposed to invest £1.785m to procure and implement a new education system. This system enables the Council to fulfil its statutory functions. It provides a central database to hold demographic, school and service provision data for all children enrolled in Rotherham Schools and supports various Council services including education, inclusion, and transport. A stakeholder engagement process was undertaken to inform re-procurement planning.

2.12.19 Expanding Economic Opportunity

2.12.20 The Council is currently making significant progress in delivering the largest regeneration programme in a generation. Public control of key land and property assets is essential to secure appropriate development and prevent continued degradation of underutilised, vacant and derelict land and property. A further £2m of investment is proposed in addition to the previous allocation of £3m (over two years) to continue acquiring strategic sites in the town centre and around the proposed mainline station site, with the outcome of progressing the Council's ambitions for regeneration within the town centre and across the Borough. It is also proposed to invest £899k in a two-year programme to upgrade facilities at the five purpose-built business incubation facilities in the borough. The funding will be used to undertake key essential works required for compliance, health and safety and strategic essential refurbishment.

2.12.21 One Council Approach

2.12.22 From 2027/28 there is a need to have replaced the HR Payroll and information system, currently iTrent. The procurement of the HR system will ensure the Council continues to act in accordance with its statutory obligations with regards to paying and contracting employees.

2.12.23 There are a number of project specific changes that are being added to the Capital Programme as part of the Council's December Financial Monitoring report to 10th February Cabinet. However, there is a change to the Council's planned use of corporate borrowing that will require support via this Budget and Council Tax Report with referral onto Council.

2.12.24 **Annual Ongoing Expenditure Commitments - General Fund**

2.12.25 A number of new capital schemes are being added to the Capital Programme 2024/25 to 2028/29 to finance essential annual capital investments. These investments are essential to the Council's operations and therefore are not proposed as investment decisions as they have to take place, for example the Council needs to have IT systems and networks, which make up some of the new capital investment proposals, or the Council needs to maintain the quality of its operational buildings. A list of these essential investments is provided at Appendix 3A. These new proposals will be funded by £13.395m of corporate resources, with the revenue implications of this built into the Council's proposed Budget and Treasury Management Strategy.

2.12.26 With regards to the Council's capital spending plans, the Council will need to closely consider the level of prudential borrowing it incurs moving forwards post the 2025/26 Budget to ensure that the Council's overall debt position is manageable, can be sustainably financed within the Council's Treasury Management Budgets (revenue) and to help guard against interest rate risk. Therefore, moving forwards the Council will need to look to ensure that it's Minimum Revenue Provision (MRP), the process at which the Council sets aside funding for the repayment of debt, exceeds the annual level of borrowing undertaken, so that the total debt position starts to be reduced.

2.12.27 The Council's approach to future borrowing is covered in the Treasury Management Strategy at Appendix 9. It should be noted that this will be a strategy for future rounds of capital investment and Budget setting rather than for the current 2025/26 Budget and MTFS update where the level of capital borrowing has been factored into the revenue budget projections.

2.12.28 **Housing Revenue Account (HRA)**

2.12.29 The Housing Revenue Account Capital Programme has also been updated to 2028/29, in line with the updated HRA Business Plan approved by Cabinet on 16th December and by Council on 15th January 2025. HRA capital programme information is set out in Appendices 3E and 3F.

2.12.30 **Housing Capital Programme**

2.12.31 The Council has a statutory duty to maintain its council stock under the Housing Act 1985. To execute this an annual capital budget is allocated via the HRA Business Plan so that investment can be delivered across the portfolio.

2.12.32 The Council is required to maintain its stock to several different standards, in relation to Asset Management the following key areas must be adhered to:

- Decent Homes Standard
- Various Health and Safety Legislation including but not restricted to:
- Fire Safety
- Gas Safety
- Electrical Safety
- Asbestos Management

In addition to this the aim is to also:

- Improve energy efficiency of our tenants' homes
- Invest in communal and external environment

2.12.33 In 2025/ 26 it is proposed to invest £36.4m in the Councils housing stock. This will pay for items such as new kitchens, bathrooms, boilers and roofs. This will maintain decency and it is more cost effective to do these on a planned programme of works. Investment will also take place to ensure homes are thermally efficient which will result in more homes meeting Energy Performance Certificate (EPC) Band C.

2.12.34 A capital provision of £121m has been included within the 2025/26 HRA Business Plan for 2025/26 to 2028/29. This includes £88m of to deliver the existing pipeline of projects for hundreds of new homes by the end of 2027/28 and a further £33m to ensure the continuation of the Housing Delivery Programme beyond 2027/28. For the purposes of the HRA Business Plan, investment has been assumed to support delivery of an additional 490 new homes from 2025/26 onwards.

2.12.35 A summary of the proposed investment in the 2025-26 Housing capital Programme is shown in the table below. A further, more detailed report on the HRA Programme and the schemes that will be delivered will be presented to Cabinet in March 2025.

Description	**Budget £m**
Housing Revenue Account	72.942
General Fund	1.76
Disabled Facilities Grant	2.797
Total	77.499

2.12.36 The HRA programme for 2025/26 has been included into the capital programme with a more detailed breakdown as shown at Appendix 3E and 3F.

2.12.37 **Capital Strategy**

2.12.38 The Capital Strategy will deliver a Capital Programme that is affordable and sustainable and contributes to the Borough's economic growth. It will also ensure that the Council is able to fully contribute to the delivery of the South Yorkshire Mayoral Combined Authority (SYMCA) Strategic Economic Plan and maximise the potential for securing capital funding from the SYMCA. The Council will continue to build upon the successes of recent years in the development and approval of funding bids, such as Towns Fund and Levelling Up Fund in order to maximise the impact that the Council can have on the borough through capital investment.

2.12.39 The revenue impact of the Capital Strategy is reflected in this report and the prudential borrowing requirement arising from the Capital Programme is reflected in the Prudential Indicators and Treasury Management and Investment Strategy.

2.12.40 **Proposed Capital Programme 2024/25 to 2028/29**

2.12.41 The Capital Programme is now extended to include 2028/29, to reset the Capital Programme to five years (current year + four years). As a result, the Programme now includes £31.728m of new capital investments proposals to be funded by corporate resources of £31.582 and a contribution from HRA £0.146m that are being proposed for approval as part of this Council's Budget and Council Tax Report 2025/26.

2.12.42 In addition, the Programme will also now include a further year of the HRA programme, £101.375m for 2028/29. Finally, in adding the additional year to the Capital Programme further estimates of capital grant funding have been added. The overall Capital Programme for the period 2024/25 to 2028/29 is now £750.138m, General Fund programme of £401.949m and HRA Programme of £348.189m. The table below indicates the split of the Capital Programme across the Council's Directorates.

Table 11 – Proposed Capital Programme 2024/25 to 2028/29

Directorate	2024/25 Budget £m	2025/26 Budget £m	2026/27 Budget £m	2027/28 Budget £m	2028/29 Budget £m	Total Budget £m
General Fund Capital						
Children and Young People's Services	7.746	22.011	6.360	7.070	6.210	49.397
Regeneration and Environment	77.695	116.084	31.007	7.781	6.131	238.699
Adult Care & Housing	8.998	12.923	5.524	9.569	6.087	43.100
Assistant Chief Executive	0.340	0.210	0.210	0.210	0.210	1.180
Finance and Customer Services	20.357	17.822	7.889	6.148	17.358	69.573
Total General Fund Capital	**115.135**	**169.050**	**50.989**	**30.778**	**35.997**	**401.949**
Total HRA Capital	57.283	72.942	67.436	49.153	101.375	348.189
Total RMBC Capital Programme	**172.418**	**241.993**	**118.425**	**79.931**	**137.371**	**750.138**

2.12.43 **Funding the Capital Programme**

2.12.44 Appendices 3C & 3E shows how the Council proposes to fund the projects and changes to the Capital Programme for which approval is being sought, together with the funding of the existing approved Capital Programme projects. As indicated above, the Council's Revenue Budget and Medium Term Financial Strategy contains provision for the revenue implications of the Capital Programme including prudential borrowing costs.

2.12.45 The Council held no General Fund capital receipts and £17.2m of Right to Buy (RTB) receipts as at 31st March 2024. In addition, the Council anticipates further capital receipts to be generated across the Capital Programme period 2024/25 to 2028/29. The total amount of capital receipts planned to support the proposed General Fund Capital Programme including flexible use is £0.5m. The planned use of HRA receipts within the HRA programme is £43.9m, this is based on the continuing sale of properties under RTB, and private sales generated through the Councils new build housing schemes. General Fund capital receipts generated are predominantly used to fund short life assets to minimise short life borrowing.

2.12.46 The table below shows how each year of the Capital Programme will be funded:

Table 12 – Funding of the Proposed Capital Programme 2024/25 to 2028/29

	2024/25 Budget £m	2025/26 Budget £m	2026/27 Budget £m	2027/28 Budget £m	2028/29 Budget £m	Total Budget £m
Grants & Contributions	59.710	89.533	18.128	7.470	7.627	182.468
Unsupported Borrowing	55.292	78.871	32.721	23.165	28.223	218.272
Capital Receipts	0.000	0.509	0.000	0.000	0.000	0.509
HRA Contribution	0.134	0.137	0.140	0.143	0.146	0.700
Total Funding - General Fund	**115.135**	**169.050**	**50.989**	**30.778**	**35.997**	**401.949**
Grants & Contributions	3.779	4.959	2.640	0.816	24.765	36.959
Unsupported Borrowing	9.043	17.457	25.967	11.325	24.316	88.108
Housing Major Repairs Allowance	24.950	36.909	25.256	27.803	28.669	143.587
Capital Receipts	13.541	3.960	5.572	3.208	17.625	43.906
Revenue Contribution	5.970	9.658	8.000	6.000	6.000	35.629
Total Funding - HRA	**57.283**	**72.942**	**67.436**	**49.153**	**101.375**	**348.189**
Total	**172.418**	**241.993**	**118.425**	**79.931**	**137.371**	**750.138**

2.12.47 The Council's funding strategy in respect of the Capital Programme will be based on the following key principles:

(i) Capitalisation opportunities will be maximised, where accounting rules allow.

(ii) The Government's capital receipts flexibilities will be maximised to fund revenue transformational expenditure, if required. As a general principle, capital receipts will be earmarked to minimise revenue costs.

(iii) All decisions on capital financing are delegated to the Council's Section 151 Officer as agreed by Council.

2.13 Treasury Management Issues

2.13.1 Treasury Management is the management of the Council's cash flows, its banking, money market and capital transactions, the effective control of risks associated with these activities and the pursuit of optimum performance associated with those risks.

2.13.2 The Treasury Strategy has associated Prudential Indicators (PIs) which have to be approved by Council prior to 1st April each financial year in order to comply with the various statutory frameworks within which the treasury function has to operate.

2.13.3 The Prudential Code requires the Council to approve and monitor a minimum number of PI's in order to inform the capital decision making process and support capital investment decisions. These PIs are mandatory.

2.13.4 The Capital Finance Regulations 2008 require the Council to approve a Minimum Revenue Provision (MRP) statement which sets out the methods the Council will use to determine the appropriate amount of MRP to charge against the revenue budget.

2.13.5 The Treasury Management Strategy is integral to the overall Budget Strategy and to the management of the Capital Programme.

2.13.6 Details of the Treasury Management issues are contained in Appendix 9. However, the key issues that the Council's Treasury Management service will monitor closely is the current increase in the Bank of England Base Rate and its impact on the cost of borrowing. The Council's approach and mitigation of this issue is covered within Appendix 9.

2.14 Report of the Strategic Director - Finance and Customer Services (the Council's Responsible Financial Officer)

2.14.1 Section 25 of The Local Government Act 2003 requires the 'Chief Financial Officer' (The Strategic Director Finance & Customer Services at Rotherham Council) to report to Council on the following matters in making decisions on the budget and financial strategy:

- the robustness of the estimates made for the purposes of the calculations;
- the adequacy of the proposed financial reserves.

2.14.2 In addition, it is recognised as good financial management for the Council to identify target levels for reserves and balances that are based on a thorough understanding of its needs and risks.

2.14.3 The contents of this budget and financial strategy report is the mechanism by which positive assurances are made by the Strategic Director - Finance & Customer Services about the adequacy of the proposed financial reserves.

2.14.4 The Strategic Director Finance & Customer Services gives her assurance that the budget estimates for 2025/26 are robust overall when considered in conjunction with the budget proposals identified in the report, the Reserves Strategy and medium term financial projections. The Council faces significant financial pressures, especially in respect of social care, waste management and home to school transport, along with continuing economic uncertainty. However, the Council has also demonstrated over recent years, an ability to manage difficult financial challenges. Along with managing year on year cost pressures within overall budgets, it has developed a robust Medium Term Financial Strategy which has included rebuilding reserves levels to create a more sustainable financial platform for the future. This means the Council has been able to withstand the huge and unexpected inflationary impact on budgets over the last two years through a combination of active cost reduction measures, the use of some of those accumulated reserves and through its Treasury Management Strategy and with the improved financial settlement is also able to build into its budget the ongoing impact of those. The Council is therefore able to set a balanced budget for 2025/26 without being forced to implement cuts to front line services and hence where reductions have been proposed, these are considered low impact or as a result of alternative means of delivery and are being used in order to fund new priority investment rather than being an unavoidable necessity in isolation. The remaining reserves ensure that the Medium Term Financial Strategy is robust despite the ongoing risk caused by the current economic situation and the exceptional pressures on social care services.

2.14.5 This assurance is predicated on Directorates continuing to progress all appropriate actions to reduce their spending for the remainder of the year, including delivery of the agreed savings and cost reductions, in particular:

- Reducing the number of exceptionally high cost placements and also reducing the unit cost of placements, within Children’s Social Care..

- Successful management of the demand, market and provider pressures in Adult Social Care within the increased budget allocation, ensuring appropriate care and support is in place in accordance with the service development programme.

- A successful management and resolution to the remaining budget pressures within the Regeneration and Environment Directorate.

2.14.6 The key fundamental principles of the report's recommendations which the Strategic Director Finance & Customer Services has considered in giving this assurance are:

- That the budget strategy for 2025/26 is approved as set out in the report.

- That Directorates manage their finances within the clearly defined cash-limits approved as part of this budget. Whilst the budget risk is recognised, Strategic Directors must bring forward options to mitigate any cost overruns in accordance with Financial Procedure Rules in order that formal decisions can be made where necessary.

- That Council approves the updates to the Medium Term Financial Strategy to 2027/28 and agrees to the proposals to manage a balanced budget in 2025/26.

- That the revised Reserves Strategy is approved which will see the General Reserves Minimum Balance remain at £25.0m over the medium term financial strategy period. It is not to be called upon for further purposes save in exceptional circumstances with the agreement of the Leader of the Council, Chief Executive and the Strategic Director Finance & Customer Services and approved by the appropriate body of the Council in accordance with the Constitution.

2.14.7 The reserves position will need to be kept under review to ensure that the Council maintains a robust budget and sound financial base.

2.14.8 The Council continues to operate in a tight financial climate by continuing to exercise tight spending controls including the application of stringent recruitment and procurement controls. A significant degree of the Councils projected outturn position for 2024/25 relates to cost overruns in children's social care (placement costs) and in Home to School Transport (increasing demand). Whilst these are national problems, it is important that the costs are reduced as much as possible if the Council is to remain financially stable and sustainable.

2.14.9 Services have achieved necessary and substantial levels of budget savings and cost reductions in recent years and now need to conclude that delivery for the remaining outstanding items.

2.14.10 Reserves levels, whilst not high, are sufficient to enable the Council to manage its risks over the medium term. Through being aware of the current challenges the Council has been able to plan for and set a budget which retains a sufficient balance in reserves to ensure that the impact of any further unexpected volatility can be mitigated without impact on services to residents.

3. Options considered and recommended proposal

3.1 These are set out in Section 2 above.

4. Consultation on proposal

4.1 From 18th November 2024 to 10th January 2025, the Council held an online consultation which provided broad information on income and expenditure as well as a link to the February 2024 Budget Report. The Council also consulted individually with key partners. There were 54 responses from the public, 1 from key partners. The report on the consultation is attached at Appendix 5.

4.2 The Council's Overview and Scrutiny Management Board (OSMB) will consider this report including the outcomes of the consultation at its meeting on 5th February 2025.

4.3 With regard to the proposed changes to the Capital Strategy and Capital Programme, consultation has taken place with elected Members and officers engaged in capital projects across Directorates.

5. Timetable and Accountability for Implementing this Decision

5.1 The Council is required to set its annual budget before the 11 March each year. Strategic Directors are responsible for ensuring the delivery of savings proposals within their Directorate Cash Limit approvals.

5.2 The delivery of savings will be closely monitored through the Council's financial monitoring arrangements and reported to Cabinet throughout the year. Should it be necessary remedial actions to be identified and implemented to maintain spend within the approved budget limit.

6. Financial and Procurement Advice and Implications

6.1 The financial implications are set out in detail in Section 2 above.

6.2 In summary, the report recommends a 1% increase in the basic rate of Council Tax (excludes precepting bodies) and a 2% Adult Social Care Precept on Council Tax. The report proposes a General Fund Revenue Budget for the Council for 2025/26 of £357.856m.

6.3 It should be noted that the proposed revenue budget includes:

- Provision for pay awards and major contractual inflation.
- In line with Council policy, it is expected that any other inflationary pressures will be contained within Directorate Cash Limit budgets.
- Income inflation – a 2.0% overall increase to income budgets for Council Fees and Charges in line with the Council's Medium Term Financial Strategy.

6.4 Any revenue implications from the approved Capital Programme are fully reflected in the Council's 2025/26 Revenue Budget, its Medium Term Financial Strategy and the Prudential Indicators and Treasury Management and Investment Strategy.

6.5 All procurement activity (revenue and capital) must be procured in compliance with relevant legislation (the Public Contracts Regulations 2015 (as

amended), the Procurement Act 2023 or the Health Care Services (Provider Selection Regime) Regulations 2023) and the Council's own Financial and Procurement Procedure Rules. Consideration must be given through the Council's pre-procurement activity to determine the most appropriate route to market and how the contract will be managed, along with all associated implications that need to be addressed either through the tender process and/or resulting contract which is awarded.

6.6 Treasury Management forms an integral part of the Council's overall financial arrangements. The assumptions supporting the capital financing budget for 2025/26 and for the future years covered by the MTFS of the Council have been reviewed in light of the current economic and financial conditions and the revised future years' Capital Programme.

6.7 The proposed Treasury Management and Investment Strategy is not forecast to have any further revenue consequences other than those identified and planned for in both the Council's 2025/26 Revenue Budget and approved MTFS.

7. Legal Advice and Implications

7.1 When setting the budget, the Council must be mindful of the potential impact on service users. In particular, Section 149 of the Equality Act 2010 imposes an obligation on Members to have due regard to protecting and promoting the welfare and interests of persons who share a relevant protected characteristic (age; disability; gender re-assignment; marriage and civil partnership; pregnancy and maternity; race; religion or belief; sex and sexual orientation). Case law has clarified that there is no obligation on a local authority to carry out an equality impact analysis of the high level strategic budget setting process. Once the budget has been set and as spending decisions are made service by service, and as policies are developed within the constraints of the budgetary framework, proposals will be further considered by Members and will be subject to an appropriate and proportionate assessment of any equality implications.

7.2 In coming to decisions in relation to the revenue budget and Council Tax the Council has various legal and fiduciary duties. The Council is required by the Local Government Act 1992 to make specific estimates of gross revenue expenditure and anticipated income leading to the calculation of the council tax requirement and the setting of the overall budget and Council Tax. The amount of the council tax requirement must be sufficient to meet the Council's legal and financial commitments, ensure the proper discharge of its statutory duties and lead to a balanced budget.

7.3 In exercising its fiduciary duty the Council should be satisfied that the proposals put forward are a prudent use of the Authority's resources in both the short and long term; that the proposals strike a fair balance between the interests of Council Tax payers and ratepayers on the one hand and the community's interests in adequate and efficient services on the other; and that they are acting in good faith for the benefit of the community whilst complying with all statutory duties. Officers have addressed the duty to strike a fair balance between different elements of the community and the interests

of Council Tax and Business Rate payers in developing the budget proposals set out in this report.

7.4 All capital projects require input from Legal Services in relation to contracts. The Council must ensure that robust contractual arrangements are put in place, specifications are clearly defined, and it is clear which project risks are the responsibility of the Contractor and which remain with the Council. This is to avoid potential contractual disputes and limit the financial impact on the Council arising from them.

7.5 It is a requirement that changes to the Council's prudential indicators are approved by Council.

7.6 It is also a requirement that the Council's Minimum Revenue Provision Policy Statement for each financial year is approved by Council.

8. Human Resources Advice and Implications

8.1 The Councils headcount has increased during 2023/24 moving from 5006 to 5171 (this figure does not include schools) in line with the expectations set in the previous budget report. The revenue budget investment proposals included within this report may increase the headcount should they be approved.

8.2 Where any savings proposal will have an impact on staff, any change will be subject to the Council's consultation procedures.

9. Implications for Children and Young People and Vulnerable Adults

9.1 As detailed within Section 2.

9.2 The Budget proposals continue to support and protect the most vulnerable children and adults in Rotherham and the income generated from the 2% Adult Social Care Precept on Council Tax will be directly allocated to the Adult Social Care budget.

10. Equalities and Human Rights Advice and Implications

10.1 The proposals contained within the budget have been developed with the aim of minimising the impact on residents and the services they receive and the impact on the Council's employees.

10.2 As such these additional savings proposals will be considered using their own EIA and following the Council's Human Resource policies and procedures to ensure that appropriate engagement, consultation and support is provided to impacted staff. In addition, any likely impacts on residents will be assessed by individual services to ensure that any that are disproportionate in relation to protected groups, are considered and mitigated against where possible.

11 Implications for CO2 Emissions and Climate Change

11.1 The potential impact on the level of CO2 emissions and climate change of the Council's Budget and in particular the new investments proposed within this report are outlined in appendix 11. Each of the investment proposals will need to consider the impact on CO2 emissions and climate change as the business cases for these investments are developed further.

12 Implications for Partners

12.1 Where the Council is working with partner organisations on specific proposals, for example in Health, the Police and other government agencies, these proposals have been developed in conjunction with these organisations.

13 Risks and Mitigation

13.1 To any extent that approved budget savings or compensating mitigations are not achieved, this will require a drawdown on reserves. The reserves strategy shows that there is a sufficient balance of reserves to mitigate overall budget risk, however, a continued call on the reserves over and above that planned over the medium term would be financially unstainable.

13.2 The Capital Programme is funded through a number of sources: Prudential borrowing, capital grants and contributions, revenue contributions and capital receipts. The Council will need to closely consider the level of prudential borrowing it incurs moving forwards post the 2025/26 Budget to ensure that the Council's overall debt position is manageable, can be financed within the Council's Treasury Management Budgets and to help guard against interest rate risk. There is also potential risk that the future years funding from Government Grants and external sources may vary from that estimated.

13.3 Financial Services work closely with Senior Officers and Project Managers to monitor project expenditure and performance through the Capital Programme Monitoring and Delivery Board (CPM&DB). Improvements, like this, introduced to the Capital Programme governance arrangements and enhanced reporting requirements help to ensure that Members will receive early notice of any specific project issues. This will enable early intervention to take place to bring projects back on timetable and cost, or if necessary, agree an additional capital programme funding approval. Where elements of the Programme are reliant on future grant funding, future projects will be continually reviewed to match the programme against funding availability.

13.4 The proposed Treasury Management and Investment Strategy seeks to minimise the risks inherent in operating a Treasury Management function during these difficult economic and financial conditions.

13.5 Operational Treasury Management guidelines will continue to be kept in place and reviewed to ensure they are appropriate given the circumstances faced, supported by regular monitoring to ensure that any risks and uncertainties are addressed at an early stage and hence kept to a minimum.

14 Accountable Officers

Judith Badger, Strategic Director - Finance and Customer Services
Rob Mahon, Assistant Director - Financial Services

Approvals obtained on behalf of Statutory Officers:-

	Named Officer	**Date**
Chief Executive	Sharon Kemp OBE	24/01/25
Strategic Director of Finance & Customer Services (S.151 Officer)	Judith Badger	24/01/25
Assistant Director, Legal Services (Monitoring Officer)	Phillip Horsfield	27/01/25

Report Author: Rob Mahon, Assistant Director - Financial Services
01709 854518 or rob.mahon@rotherham.gov.uk

This report is published on the Council's website.

COUNCIL TAX BASE 2025/26

BAND D EQUIVALENT PROPERTIES

AREA	Band A	Band B	Band C	Band D	Band E	Band F	Band G	Band H	Total	Adjustment for estimated collection rate at 96%	Total (after adjustment for estimated collection rate)
Anston	451.02	1,094.20	442.38	382.53	401.25	218.50	74.20	7.00	3,071.08	122.84	2,948.24
Aston	1,174.50	1,373.37	705.46	644.85	601.88	131.65	24.60	1.00	4,657.31	186.29	4,471.02
Bramley	612.74	414.05	654.34	437.56	227.53	51.24	6.30	1.00	2,404.76	96.19	2,308.57
Brampton Bierlow	581.48	160.42	123.99	293.98	129.77	4.34	2.10	-	1,296.08	51.84	1,244.24
Brinsworth	730.45	1,205.88	351.54	147.63	14.86	4.30	1.70	-	2,456.36	98.25	2,358.11
Catcliffe	289.17	157.56	98.28	56.31	1.20	2.20	-	-	604.72	24.19	580.53
Dalton	1,226.01	430.01	611.88	244.85	295.28	37.23	11.30	1.00	2,857.56	114.30	2,743.26
Dinnington	1,132.76	493.05	371.46	604.42	114.72	62.10	17.90	2.00	2,798.41	111.94	2,686.47
Firbeck	5.79	19.86	21.02	19.00	42.26	40.46	42.74	-	191.13	7.65	183.48
Gildingwells	2.29	0.82	2.49	6.00	12.52	18.40	1.70	-	44.22	1.77	42.45
Harthill	150.02	94.44	108.38	107.15	121.31	128.89	62.11	-	772.30	30.89	741.41
Hellaby	30.13	179.04	22.99	16.75	9.81	-	-	-	258.72	10.35	248.37
Hooton Levitt	4.53	6.05	1.60	3.55	15.28	18.02	6.30	2.00	57.33	2.29	55.04
Hooton Roberts	4.51	2.30	7.42	12.58	27.13	17.36	10.80	-	82.10	3.28	78.82
Laughton	92.02	53.43	44.40	108.53	80.93	69.70	33.77	-	482.78	19.31	463.47
Letwell	1.30	2.10	0.90	4.50	20.80	20.92	19.60	-	70.12	2.80	67.32
Maltby	2,245.25	702.59	680.98	579.09	120.90	33.06	36.30	3.00	4,401.17	176.05	4,225.12
Orgreave	24.27	161.93	21.97	2.00	-	2.90	-	-	213.07	8.52	204.55
Ravenfield	97.25	102.53	287.27	238.56	224.36	106.22	15.83	-	1,072.02	42.88	1,029.14
Thorpe Salvin	11.98	9.10	13.15	28.05	46.71	70.10	44.14	3.00	226.23	9.05	217.18
Thrybergh	645.65	70.37	55.67	60.36	48.58	42.60	21.37	-	944.60	37.78	906.82
Thurcroft	976.55	447.35	335.36	321.67	77.22	46.63	23.80	-	2,228.58	89.14	2,139.44
Todwick	27.66	69.65	80.20	245.64	148.98	64.64	52.50	2.00	691.27	27.65	663.62
Treeton	392.44	230.47	37.06	166.06	141.58	22.00	1.70	4.00	995.31	39.81	955.50
Ulley	9.02	7.20	11.89	8.50	12.80	13.70	9.60	-	72.71	2.91	69.80
Wales	820.61	468.53	454.17	261.46	131.62	89.16	30.04	2.00	2,257.59	90.30	2,167.29
Waverley	101.14	375.26	494.57	527.40	226.21	5.80	-	-	1,730.38	69.22	1,661.16
Wentworth	38.61	104.41	109.00	107.07	112.87	69.36	43.80	10.00	595.12	23.80	571.32
Whiston	349.57	358.25	347.77	127.54	211.48	99.32	56.67	4.00	1,554.60	62.18	1,492.42
Wickersley	200.26	707.54	635.41	284.87	378.44	499.01	370.54	4.00	3,080.07	123.20	2,956.87
Woodsetts	61.37	193.73	132.23	95.75	59.66	36.80	30.40	11.50	621.44	24.86	596.58
Parished	**12,490.35**	**9,695.49**	**7,265.23**	**6,144.21**	**4,057.94**	**2,026.61**	**1,051.81**	**57.50**	**42,789.14**	**1,711.53**	**41,077.61**
Un-Parished	**16,178.91**	**6,338.45**	**5,603.17**	**2,955.66**	**1,798.82**	**734.86**	**240.78**	**29.00**	**33,879.65**	**1,355.19**	**32,524.46**
TOTAL	**28,669.26**	**16,033.94**	**12,868.40**	**9,099.87**	**5,856.76**	**2,761.47**	**1,292.59**	**86.50**	**76,668.79**	**3,066.72**	**73,602.07**

This page is intentionally left blank

Appendix 2 Proposed Revenue Budget Investments

Ref per template	Revenue Budget Investments	2025/26 £'000	2026/27 £'000
People are Safe, Healthy, and Live Well			
INV1	Street Safe Team	570	570
Expanding Economic Opportunity			
INV2	Employment Solutions Team	718	718
A Cleaner, Greener Local Environment			
INV3	Road Marking	100	100
INV4	Street Cleansing and Fly Tipping Improvements	307	307
One Council Approach			
INV5	Cost of Living Support	188	188
INV6	Customer Services – Call Handlers	62	62
	Total Requirement	**1,945**	**1,945**

Revenue Investment Plan	
Street Safe Team	
Directorate:	Regeneration & Environment
Service Area:	Community Safety and Street Scene; Regeneration and Neighbourhoods
Director Responsible for Delivery:	Sam Barstow
Cabinet Portfolio Holder:	Cllr Alam
Head of Finance	Chloe Parker
Unique Reference	INV1

Financial Impact		
Costs	**2025/26 Perm**	£570k
	2026/27 Perm	£570k

Details of Proposal (what will be achieved)
This proposal is seeking to improve feelings of safety and security in town and village centre areas by providing a visible, uniformed Council presence, with a particular focus on Rotherham Town Centre and the Principal Towns, alongside the ability to deploy to tackle particular challenges in local communities. As noted under the Council plan theme ‘People are safe, healthy and live well’, ‘everyone deserves to feel happy, healthy and secure’ and reducing crime and the fear of crime is a key area of concern for the community, the Council, and its partners. Negative perceptions of the town centre are seen to have a significant impact on people choosing to spend time in the town centre and when they do, not fully enjoying the experience, which is improving because of the Council’s focus on regeneration.

This investment will establish a ‘Street Safe Team’ with dedicated resources and the ability to deploy various powers to bolster enforcement and, alongside existing uniformed presence, provide a welcoming and reassuring presence in town and village centres. As a highly visible presence, the Team will act as the eyes and ears of the Council and will be expected to identify and report issues where they are unable to intervene directly as well as understand thoroughly the areas they are working in and be a familiar face able to advise and engage with members of the public who approach them across the boroughs principle towns and beyond.

The Street Safe team will focus on making best use of intelligence, data and information in order to target resources and problem solve Community Safety issues. The team will do this by increasing capacity for both preventative and responsive interventions such as building and coordinating local intelligence, dealing with street drinking, anti-social behaviour, parking enforcement, as well as enforcement for issues such as littering and wider environmental issues (commercial waste etc). With investment in a dedicated team, the aim is to reduce both actual and perceived crime and increase feelings of safety. This was a significant factor in the recent consultation exercise for the Long-Term Plan for Towns submission, and reflected the priority given to the issue in the Council Plan consultation in 2024. The team will also be well briefed in relation to Council functions and services, with the expectation they act as eyes and ear for the Council and other partners in relation to identifying and reporting issues they are unable to deal with directly. The Team will also be well briefed on the areas they are working in and able to assist members of the Public who may approach them.

Alongside direct delivery, a communications plan will also be established to promote the investment and refreshed focus as well as routinely promoting the work of the team to improve perceptions of safety.

Specific Duties and Requirements to Include

- Enforcing the terms of the Public Spaces Protection Order (PSPO) and wider relevant legislation
- Patrolling the Town Centre within the PSPO boundary
- Patrolling within other Principal Town Centres - Dinnington, Wath, Swinton and Maltby – with the opportunity to work more widely on a demand-led basis.
- Contribute towards the improvement and feeling of safety in and around the Town Centre, Forge Island and pedestrian areas throughout the town centre.

- Pro-actively address street drinking, substance misuse and anti-social behaviour which may include developing cases for escalated enforcement such as injunctions, CBO's or other.
- Proactively network, support and Intelligence gather from other RMBC town centre services and resources.
- Conduct littering enforcement.
- Enforce relevant aspects of the Environmental Protection Act
- Maximise the proportion of available time providing a visible presence in the target locations, focus upon priorities and determine a working pattern to ensure appropriate coverage for daytime, evening and weekend issues.
- Identify and report issues in the areas the team are deployed.
- Provide advice and guidance when approached by members of the public.

Resource Breakdown front line team of 10

£420k (approx.) – 10 x Band G Enforcement Officers

£57k (approx.) 1 x Band J Principal officer/Supervisor

£93k (20%) for management, administration, uniforms, equipment and associated costs

Total £570,000

Impact on Service Provision / Residents / Customers
Outputs referenced below will be subject to specific targets in relation to use of enforcement powers, which are to be established and agreed. • Reduction in ASB in town centres • Increased feelings of safety • Improved Environment • Reductions in commercial waste presentation issues • Reduction in littering • Increased use of Enforcement Powers

Implications on other Services (identify which services and possible impact)
This work will impact across Neighbourhood working, Community Safety and Street Scene, Communications, Planning, Regeneration and Transport as well as Events. All services will need to be involved in the production and delivery of relevant plans and initiatives. The Strategic Town Centre Group will be responsible for overseeing the development of proposals and activities which will be informed also by the Town Centre Operational Group and the Town Centre Community Coordinator. An increase in enforcement activity may impact on Legal services where prosecutions are necessary.

Impact on staffing
This proposal seeks additional staffing which will allow for existing staff to maintain focus on existing key performance indicators.

Timeframe for delivery	
Please use the sections below to identify the key delivery milestones	
Step 1: Commence Recruitment	7/03/2025
Step 2: Conclude Recruitment	30/04/2025
Step 3: Potential start date (assuming 1 month notice),	31/05/2025
Step 4: Training and onboarding,	01/06/25- 01/07/2025
Step 5: Full implementation, 01/07/2025	01/07/2025

Revenue Investment Plan	
Employment Solutions Team	
Directorate:	Adult Care, Housing & Public Health
Service Area:	Housing Services - HISS
Director Responsible for Delivery:	James Clark
Cabinet Portfolio Holder:	Cllr Robert Taylor
Head of Finance	Gioia Morrison
Unique Reference	INV2

Financial Impact	
2025/26 Perm	£718k
2026/27 Perm	£718k

Details of Proposal (what will be achieved)

The proposal is to mainstream the existing Employment solutions team. The team was set up in 2020 to deliver the European Social Fund – Pathways to Work Programme. Subsequently the Council was successful in securing UKSPF funding which will reduce from 31 March 2025. The team have been extremely successful to date and are on target to achieve or exceed contractual outcomes having supported 1,253 people. The table below shows some key outputs achieved and breakdown of outcome area on the UKSPF contract to date:

Outcome	Total achieved to date
Number of economically inactive people engaging with keyworker support services	198
Number of socially excluded people accessing support	418
Number of people supported to access basic skills courses	318
Number of people supported to engage in job- searching	198
Number of people in employment, including self-employment, following support	73
Number of people in education/training following support	48

The employment solutions team will continue to offer an integrated programme of bespoke pre-employment activity designed to support economically inactive and socially

excluded unemployed residents of Rotherham to move towards and access the labour market.

Our approach will ensure provision is flexible to respond to local needs and is one which fundamentally addresses the issues of preparing for and getting into employment for those furthest from the labour market with multiple barriers to address, thereby, adding value to current mainstream services and supporting the hardest to reach economically inactive residents.

The Employment solutions team acknowledge the different entry points for residents, depending on (1) the extent of the barriers they face to the labour market, (2) their specific goals, in terms of moving towards and into employment, and (3) any previous support they may have received. Each customer journey from economic inactivity / social exclusion is likely to be different, based multiple influences (e.g. educational attainment, employment record, home/family/economic circumstances, location, health, age, ethnicity).

The integrated programme of support will allow seamless progression from significant distance to the labour market into targeted, employment-focused access activity including job and apprenticeship brokerage, sector-specific training with work experience at a pace appropriate for the individual. Residents will be able to enter through a single door where their situation, needs and barriers and be triaged before being directed to the most appropriate support for them.

The programme is flexible, sensitive to individual participant needs (adopting a 'no wrong door' approach to referral and/or support) and is more streamlined/cost- efficient than previous funded programmes.

Participant Entitlement

Each participant, following triage to determine the general nature of their needs, will receive as part of Strand 1:

- Access to a keyworker who will work with them 1:1
- A recorded whole-person diagnostic of need to understand their current position, barriers and need.
- A personalised action plan which identifies the most relevant support and interventions
- Continued ongoing support from their keyworker who will be a touch point throughout their journey
- Support and interventions identified for participants will then be drawn from a suite of activity. Which will feature preparation for employment activity designed to engage target participants and provide employability and holistic support designed to address personal and circumstantial barriers. This will include 1:1 keyworker support, group activity and specialist interventions.

Activity will include:

For adults aged 18+:

- Individual assessments undertaken in non-threatening environments
- Tailored support for communities/individuals with specific barriers (e.g.

qualification recognition/ESOL for non-UK nationals)

- Flexible support packages based on individual assessment and co-designed with participants to address specific barriers
- Confidence-building
- Barrier-busting wraparound support (e.g. debt/benefits advice, therapy, interview support, childcare, transport, ESOL)
- Volunteering placements
- Funded training for those ineligible for Adult Education Budget (AEB)
- For some participants, direct progression into employment
- Post-programme support

Strand 2 will feature activity designed to help residents access the labour market, to include employer-focused recruitment support and sector-specific training targeted at industries with high numbers of vacancies. The strand will extend support provided to those who are now ready to access work opportunities, while providing an entry-point for more 'job-ready' economically inactive and socially excluded unemployed individuals who are seeking targeted support to gain employment.

Support will focus on equipping candidates with the entry-level skills, employability, knowledge, key competencies, qualifications, licences and/or work experience required to move into employment. Activity will include:

- Employer designed training programmes in vacancy-rich industries, with high levels of demand for staff at entry-level (e.g. construction, retrofitting, care, early years education, logistics, manufacturing, hospitality, business administration) delivered by specialist providers.
- Employability and industry familiarisation – individual and/or tutor-led group activity to prepare jobseekers for roles employers are looking to recruit to. E.g. employer expectations (e.g. attitude, time-keeping, reliability), role specific and transferrable skills, health & safety
- Funded access to tickets and licences (e.g. Construction Skills Certification Scheme (CSCS) Card, Fork-Lift Truck licence) – making provision for sector specific training where AEB cannot be accessed
- Work experience placements – short placements with employers who are hiring, to cement participants' understanding of job roles and give employers the confidence that the individual is reliable and committed
- Employer engagement, including individualised job brokerage – to include advocacy with employers, matching candidates to suitable roles, circulation of available vacancies and, where required, interview support (e.g. reasonable adjustments)

Apprenticeship brokerage for all ages

- Industry visits and work taster sessions, to promote employer / workplace familiarisation, instil confidence and generate interest in vacancies
- In respect of individuals who have become 'job-ready' and wish to pursue self-employment, signposting to business start-up provision, if appropriate
- Seamless transition from Strand 1 'Ambition' preparation for employment activity, managed by keyworkers, contract managers and support staff at the point

participants are ready

Based on proposed funding and staffing structure for UKSPF the following outputs will be delivered in 2025-26:

Outputs	Apr25/Mar 26 (12 month cont.)
Number of participants	360
Number of economically inactive people engaging with keyworker support services	160
Number of socially excluded people accessing support	360
Number of people supported to access basic skills (Explore)	40
Number of people receiving support to gain employment	96
Number of people in employment, including self-employment, following support	65
Number of people in education/training	25

Impact on Service Provision / Residents / Customers

1. Economically Inactive residents

Economically inactive residents – those who are out-of-work and not claiming job-seeking benefits.

Increasing labour market participation is a key strategic objective for the region, particularly in light of increased economic inactivity, in part due to people leaving the labour market due to ill health. Mainstream employment support is not accessible to them on account of the fact they are not engaging (by choice or by exclusion) with Jobcentre Plus.

2. Socially excluded unemployed residents

Unemployed residents who, by virtue of personal or circumstantial barriers to the labour market (which may be multiple and/or complex), require additional support which cannot be accessed through mainstream provision.

Socially excluded unemployed individuals with multiple and/or complex barriers are over-exposed to a cycle of unsuccessful mainstream support engagements, loss of confidence, discouragement, low aspiration and long-term unemployment. This may precede disengagement from active jobseeking and/or sanctioning, and ultimately economic inactivity. By providing additional support to the most disadvantaged jobseekers – explicitly on a needs basis, so as not to duplicate provision the service intends to provide additional support and capacity for the welfare-to-work system, ensuring jobseekers who are furthest away from the

labour market do not inadvertently find themselves without support simply because they are claiming jobseeker benefits.

Implications on other Services (identify which services and possible impact)

Regeneration & environment - Advance team – referral will continue to be made to Advance for residents already in employment.

Public health – the service will continue to deliver support to residents with dependencies to drugs and alcohol etc. via referrals to and from the Rotherham Drugs and Alcohol Service and Individual Placement Support Team.

CYPS – Support for 16-18 year olds. The project will continue to link with the Youth provision which is delivered by CYPS.

Housing – the project will continue to take referrals from Housing services to support tenants and residents at risk of homelessness irrespective of tenure where there is potential to increasing earnings or ensure they remain in employment.

The funding bid does not seek funding for employment services that sit outside of the core Employment solutions team i.e. Individual Placement Support, Advance, Youth Provision or Supported employment provision.

Impact on staffing

There are currently 17 staff (15.45 fte) across the existing UKSPF programme. Of these 13 are employed on permanent contracts and 4 on temporary contracts until end of March 2025. It is the intention going forward that all existing staffing provision would be maintained with a slight change to what have been interim management arrangements. Currently 1 x Band I Team Leader has been paid an honorarium at Band K to manage the Employment Solutions service. Going forward it is proposed to make this arrangement permanent. The investment bid reflects this change to management arrangements.

The investment bid also includes 15% contribution to the costs of Head of Head of Housing Income and Support Services who is responsible for delivery of the Employment solutions service.

The investment bid does not include any costs for overheads such as office costs, IT or back office support such as finance, procurement or legal etc. If grant funding was secured these costs would be eligible expenditure.

Timeframe for delivery	
Please use the sections below to identify the key delivery milestones	
Step 1: Project continuation	April 2025
Step 2: First participants recruited to Programme	April 2025
Step 3: Programme evaluation	April 2026

Revenue Investment Plan	
Road Marking	
Directorate:	Regeneration & Environment
Service Area:	Community Safety and Street Scene - Highways
Director Responsible for Delivery:	Sam Barstow
Cabinet Portfolio Holder:	Councillor Taylor
Head of Finance	Chloe Parker
Unique Reference	INV3

Financial Impact	
2025/26 Perm	£100k

Details of Proposal (what will be achieved)

This proposal is for an additional investment of £100k to improve road markings on the classified road network and in estates.

Many of the road markings throughout the Borough are becoming extremely worn and the current budget of £70k is insufficient to address the significant backlog and only allows for reactive action to address the areas of most significant concern. This proposal recognises that tired and worn road markings can have an impact on the sense of pride within communities and general feelings in relation to the wider environment. Worn road markings are also likely reduce the effectiveness of those markings.

This proposed additional investment will allow the service to become proactive in identifying and addressing these issues through creation of an annual programme of road markings to be refreshed, which will be published and communicated to Councillors and the public.

Impact on Service Provision / Residents / Customers

Refresh of road markings has been shown to ‘lift’ areas with a positive impact on the highway and general street scene. Clearly visible road markings are more effective in assisting managing traffic flows and the safe use of the highway generally. This proposal would also likely have a positive effect on residents and customers' views in relation to investment in their local area.

Implications on other Services (identify which services and possible impact)
There may be minor impact on the assessment and design team as there may be a need to assess current lining and surfacing in areas where refreshing of the asset is planned.

Impact on staffing
Minor impact on staffing as a programme of work will need detailing and planning for delivery.

Timeframe for delivery	
Please use the sections below to identify the key delivery milestones	
Step 1: Develop, agree and publish a forward plan for the 2025/26 financial year	April 2025
Step 2: Quarter of spend achieved / quarter of programme delivered + 2 major junctions re-lined / surfaced	June 2025
Step 2: Half of spend / delivery + 1 further junction re-lined / surfaced	September 2025
Step 3: Three quarters of spend / delivery + 1 further junction re-lined / surfaced. Ensure forecast to full year delivery and full year spend is delivered.	December 2025

Revenue Investment Plan	
Street Cleansing and Fly Tipping Improvements	
Directorate:	Regeneration & Environment
Service Area:	Community Safety and Street Scene
Director Responsible for Delivery:	Sam Barstow
Cabinet Portfolio Holder:	Cllr Alam
Head of Finance	Chloe Parker
Unique Reference	INV4

Financial Impact	
2025/26 Perm	£307k
2026/27 Perm	£307k

Details of Proposal (what will be achieved)

This proposal continues to invest in driving environmental improvements and builds upon the recent investments in CCTV and ICT. This proposal will increase frontline resources and provide management capacity to make best of the improved data and intelligence provided by the recent investments in CCTV and ICT to enable a more co-ordinated and targeted approach.

The frontline capacity is in addition to recent investments in high footfall areas and will enable a focus on key local priorities such as litter clearance and verge maintenance on road sides away from local centres. This increased frontline resource will have a remit to provide increased capacity on roads away from local centres and undertake activity such as street cleansing, ground maintenance, litter clearance, verge maintenance and where possible road sign cleaning.

Management use of data and tasking will mean that the increased frontline resources can be directed to address issues of concern and that through the more effective and co-ordinated use of data and CCTV surveillance increased activity can be focused on prevention, deterrent and prosecution. It will also enable greater engagement with key partners, ward members and local communities.

In relation to the management and coordination of the service, this proposal seeks to introduce two additional Band J positions who will:

- Analyse data for hotspot areas for grounds and streets in each zone deploying resources, developing proactive proposals for prevention and deterrent and working with enforcement services on prosecutions.

- Use the improvements in CCTV and ICT to determine cycles of activity so that reactive and regular activity can take place.

Alongside the above, this proposal seeks to increase front line resources by introducing a further roadside cleansing and maintenance team. This will double the existing resource and enable:

- Increase cleansing on 326 sites that require traffic management.
- Proactively pick up fly tipping in locations away from local centres and log to support investigation and prosecution.
- Potential to also complete cleansing and grubbing of central reservation walk over areas across the borough.
- This team would consist of 1 Band D, 3 x Band C
- Where required, 2 would perform traffic management duties and 2 would perform cleansing operations on roads that require traffic management, on other verges all would complete cleansing duties.
- The team would require 2 vehicles, as if a road closure is in place 1 vehicle would be at one end and the other. Also, the amount potential litter/fly tipping collected could be large and only using 1 vehicle with a crew cab would limit time on sites due to tip visits.

Finance impact for Roadside Cleansing and Maintenance:

£ 123,112 - (Approx) Roadside cleansing team (4 operatives)

£ 32k (Approx) Vehicle Hire costs x 2

£ 46,533- (30%) for management, administration, uniforms, equipment and tipping associated costs.

Total: £201,646

Finance impact for additional management capacity:

£ 105,078 (Approx) 2 x Band J posts

Total = £105,078

Impact on Service Provision / Residents / Customers

Outputs referenced below will be subject to specific service targets, which are to be established and agreed.

- Completion of 326 areas (460km) of litter picks in traffic management areas (Scheduled)
- Completion of additional litter picks on traffic management sites identified via data (Scheduled)
- Gateway cleansing scheduled developed and delivered.
- Ad-hoc cleansing operations particularly in more rural areas.
- Proactive fly tipping jobs in rural areas, logged and complete.
- Improved Environment

- Improvements in member engagement, casework and MP responses
- Reductions in members caseworks
- Reduction in MPs enquires.
- Reduction in littering
- Very visible in rural areas and on key gateway areas

Implications on other Services (identify which services and possible impact)
This proposal will impact on Community Safety as the data gathered can be used by CPU colleagues to increase covert/overt CCTV operations/ signage or patrols and the ability to take forward prosecutions. Positive impact on Neighbourhoods as extra cleansing operations will help meet the area agree ward priorities.

Impact on staffing
This proposal seeks additional staffing which will allow for existing staff to maintain focus on existing key performance indicators and will enable the service to deliver a cleaner and greener environment.

Timeframe for delivery	
Please use the sections below to identify the key delivery milestones	
Step 1: Commence Recruitment	**7/03/2025**
Step 2: Conclude Recruitment	**30/04/2025**
Step 3: Potential start date (assuming 1 month notice),	**31/05/2025**
Step 4: Training and onboarding,	**01/06/25-01/07/2025**
Step 5: Full implementation, 01/07/2025	**01/07/2025**

Revenue Investment Plan	
Cost of Living Support	
Directorate:	Assistant Chief Executive
Service Area:	PPI and Neighbourhoods
Director Responsible for Delivery:	Jo Brown
Cabinet Portfolio Holder:	Cllr Sheppard
Head of Finance	Natalia Govorukhina
Unique Reference	INV5

Financial Impact	
2025/26 Perm	£188k
2026/27 Perm	£188k

Details of Proposal (what will be achieved)

<u>Increasing the School Uniform Voucher scheme</u>

The Council is currently providing financial support to families struggling with the cost of school uniforms. This support is given in the form of vouchers, via schools.

The scheme is targeted at pupils who are entitled to benefits-eligible Free School Meals (including those who have been auto-enrolled) and who are in in the key years of transition. Eligible year groups are:

- children moving from foundation to reception (FS2),
- children moving from an Infant to a separate Junior school (year 2 to year 3),
- children moving from primary to secondary school (year 6 to year 7).

Currently budgeted for at £65k to the Council per annum for the last three years, this provides a £35 voucher to pupils who meet the above eligibility criteria. Within the current budget, this enables vouchers to be provided to around 1,850 pupils each year.

Based on information available online of how similar schemes are operating, it is proposed to increase the value of the vouchers, particularly given the impact of inflation and the cost of living increases on residents.

The Council currently provides funding to individual schools who subsequently provide vouchers to pupils. As part of this proposal schools would be required to ensure that the vouchers given can be used in multiple outlets.

Costs: £65k additional budget, to double the value of the current voucher to £70

Pension credit advisor extension

The Council is currently temporarily funding the provision of additional advice services through Citizens Advice Rotherham and District (CARD) and Age UK, to support residents in completing applications to receive Pension Credits. Due to run until the end of March 2025 (6 month funding), this is currently providing:

- Via CARD: two additional drop in sessions per week at a cost of £15,000.
- Via AGE UK: up to 40 hours per week of additional advisor time within the team at a cost of £13,536 per quarter

The most recent monitoring data from CARD shows that since this additional provision was introduced, the organisation has dealt with 86 issues relating to pension credit. This has included 41 eligibility checks and the completion of 21 applications so far. To put this into context, in 2023 CARD saw 19 pension credit issues in total which included 11 eligibility checks and 3 pension credit applications.

On this basis it is therefore proposed to extend the availability of this additional support to enable full-year support in 2025/26. Consideration may also be given to if as time progresses elements of this capacity could be used to support other benefit take-up beyond Pension Credit, in consultation with VCS partners.

The proposal is to fund £54,144 to enable Age UK to provide additional advisor time across the full year and £38,000 to CARD to enable a full-time advisor resource (or equivalent) for the year.

Cost: £92,144 subject to negotiations

Food Works – developing a Rotherham offer

£30k Investment required, match funded (in kind) by Food Works.

Food Works are an established and successful VCS organisation, delivering across 8 locations in Sheffield. Their model involves upcycling quality surplus and locally grown ingredients into delicious food and drink, made available on a pay what you feel basis. They also collect and share surplus food, develop hyperlocal food production and empower people with skills, knowledge and support.

Over the last couple of years conversations have been taking place between Food Works, RMBC Public Health and Voluntary Action Rotherham (VAR) to explore an expansion of their Sheffield offer into Rotherham. Funding has remained a barrier and this investment will provide the opportunity for the Council (in partnership with VAR), to progress with developing Food Works' presence in Rotherham, with a view to establishing a cafe that will provide affordable food to those in need alongside learning opportunities around cooking, nutrition and budgeting thus creating a base to further develop activity around the topic of food and inclusivity.

This proposal would complement our existing crisis food model and would also contribute to the objectives of the Rotherham Food Network, the Humanitarian & Communities Group (focused on tackling Cost of Living) and has the potential to link in with employment programs such as Pathways to Work.

Impact on Service Provision / Residents / Customers
The proposals set out are designed to support vulnerable residents when they need it the most. The range of options set out have been designed to support a range of different circumstances and different protected characteristics.

Implications on other Services (identify which services and possible impact)
No impacts identified

Impact on staffing
No additional Council staffing, nor any impacts.

Timeframe for delivery	
Please use the sections below to identify the key delivery milestones	
Step 1: School unform vouchers to be in place to support those transitioning for the next school year in September 2025 (note that for primary school, data is received from schools in September and paid in October).	From April 2025 onwards
Step 2: For CARD and Age UK, funding to be in place by April 1st to enable continuation of provision.	From April 2025 onwards
Step 3: For the Food Works funding, work to be undertaken during the financial year, to enable a suitable model for Rotherham to be implemented in year and working towards a sustainable Food Waste Cafe.	By March 2026

Revenue Investment Plan	
Customer Services – Call Handlers	
Directorate:	Finance & Customer Services
Service Area:	Customer Information & Digital Services
Director Responsible for Delivery:	Judith Badger
Cabinet Portfolio Holder:	Leader
Head of Finance	Natalia Govorukhina
Unique Reference	INV6

Financial Impact	
2025/26 Perm	£62k
2026/27 Perm	£62k

Details of Proposal (what will be achieved)

The Customer Services Contact Centre receives around 300k enquiries each year providing Rotherham residents with support by telephone 24 hours a day, every day of the year.

The number of people choosing to self-serve online continues to grow. Over time this is likely to reduce the number of people calling with simple/transactional enquiries. This does, however, also mean that the calls the Contact Centre are routinely dealing with are increasingly those of a more complex/emotive nature which take more time to deal with.

In 2023/24 the Council Plan target of 6 mins average wait time per quarter was achieved. The target for 2024/25 is an average wait time of 4 mins; with a longer term aim to reduce this even further.

This proposal seeks additional revenue investment to increase the number of call handlers by 2FTE, which will help further reduce call waiting times and improve customer experience.

Impact on Service Provision / Residents / Customers

Impact will be positive.

The Council is committed to providing a high-quality customer service that is modern, efficient and easy for customers to access.

This investment will increase call handler capacity over peak periods of call demand, which will reduce the amount of time customers are waiting and provide a better experience.

The Contact Centre currently uses around 777 hours of staff time per week devoted to call handling. During these hours staff handle around 5735 calls per week, which is approximately 298,220 per year.

On average a call handler answers approximately 7 calls per hour. This is dependent on the types of calls they take and how complex they are. The two extra call handlers would be expected to process around 24,864 calls per year between them. This will have a positive impact on the reduction of call wait times. It is difficult to equate this improvement to an exact reduction in call wait times as they already vary considerably, dependent upon the service type and time of day. There is also lots of seasonal call handling such as during bad weather. However, it will be possible to see the positive impact these resources will have on call wait times through the quarterly reported statistics.

Implications on other Services (identify which services and possible impact)

Impact will be positive.

Customer Services act as the first point of contact for a wide range of services including Housing, Streetpride, and Waste Management.

Being able to respond to customer enquiries swiftly presents a positive image both for the Council and for the departments Customer Services represent.

Impact on staffing

The investment will be used to fund an additional 2 FTE Band D Customer Service call handlers.

Timeframe for delivery	
Please use the sections below to identify the key delivery milestones	
Step 1: Commence Recruitment Process	6 March 2025
Step 2: Staff in post (based on regular turnover and recruitment cycle)	1 April 2025
Step 3:	

This page is intentionally left blank

Proposed Capital Investments Summary 2024/25 to 2028/29

	2024/25 £'000s	2025/26 £'000s	2026/27 £'000s	2027/28 £'000s	2028/29 £'000s	Corporate Resource Required £'000s	Existing Corporate Resources £'000s	Match Funding £'000s	Total Budget £'000s
Priority Capital Investment – General Fund									
Assistant Chief Executives									
HR System Replacement	0	0	0	500	1,000	**1,500**			**1,500**
Children & Young People's Services									
In House Residential Complex Needs provision	0	378	0	0	0	**378**		**378**	**756**
Procurement of new Education System	0	1,140	645	0	0	**1,785**			**1,785**
Regeneration and Environment									
Bassingthorpe Farm	0	250	0	0	0	**250**			**250**
Business Centre Upgrades	0	577	322	0	0	**899**			**899**
Catcliffe River Flood Alleviation Scheme	0	350	500	1,150	4,000	**6,000**			**6,000**
Strategic Acquisitions Fund	0	1,000	1,000	0	0	**2,000**			**2,000**
Waleswood drainage works to tent field	0	63	0	0	0	**63**			**63**
Civic Theatre LED Stage Lighting Replacement	0	64	0	0	0	**64**			**64**
Replacement of Refuse Collection Vehicles	0	2,000	2,000	0	0	**4,000**			**4,000**
Grounds and Streets Plant Refresh Phase 3	0	375	0	0	0	**375**			**375**
Clifton Park Overflow Car Park and Event Space	0	33	0	0	0	**33**			**33**
Green Spaces Capital Repairs Programme	0	60	60	60	60	**240**			**240**
Finance & Customer Services									
Community Facilities	0	300	300	0	0	**600**			**600**
Total Priority Capital Investment	**0**	**6,590**	**4,827**	**1,710**	**5,060**	**18,187**	**0**	**378**	**18,565**
Further Years Annual Ongoing Expenditure Commitments to 2028/29									
Assistant Chief Exectuive									
Ward Budgets	0	0	0	0	210	**210**			**210**
Regeneration and Environment									
Capitalisation Lighting	0	0	0	0	150	**150**			**150**
Cap benches signs bollards	0	0	0	0	75	**75**			**75**
Capitalise obsolete street lighting replacements	0	0	0	0	40	**40**			**40**
Capitalisation carriageways	0	0	0	0	500	**500**			**500**

Proposed Capital Investments Summary 2024/25 to 2028/29

	2024/25 £'000s	2025/26 £'000s	2026/27 £'000s	2027/28 £'000s	2028/29 £'000s	Corporate Resource Required £'000s	Existing Corporate Resources £'000s	Match Funding £'000s	Total Budget £'000s
Multi hog patching works capitalisation	0	0	0	0	300	**300**			**300**
Capitalisation - public rights of way	0	0	0	0	34	**34**			**34**
Route Optimisation	0	0	0	0	12	**12**			**12**
Damaged litter bins	0	0	0	0	86	**86**			**86**
Leisure pfi lifecycle	0	0	0	0	500	**500**			**500**
Waste Bins (Cyclical investment rather than member decision)	490	375	375	375	375	**1,990**			**1,990**
Adult Care & Housing									
Furnished Homes	0	0	0	0	1,600	**1,600**			**1,600**
Furnished Homes Replace CPTL	0	0	0	0	160	**160**			**160**
Assistive Technology	0	0	0	0		**0**			**0**
REWS	0	0	0	0		**0**			**0**
Children & Young People									
Adaptations Foster Carers	0	0	0	0	640	**640**			**640**
Schools pfi lifecycle	0	0	0	0	2,270	**2,270**			**2,270**
Finance & Customer Services									
Finl Systms Upgrdes-ICT2	0	0	0	0	0	**0**			**0**
ICT Digital Strategy	0	0	0	0	700	**700**			**700**
Computer refresh	0	0	0	0	764	**764**		**146**	**910**
Network equipment refresh programme	0	0	0	0	630	**630**			**630**
Storage & Compute increase for 2023/24	0	0	0	0	650	**650**			**650**
Operational buildings	0	0	0	0	2,010	**2,010**			**2,010**
Commercial property	0	0	0	0	75	**75**			**75**
Total Ongoing Expenditure Commitments	**490**	**375**	**375**	**375**	**11,780**	**13,395**	**0**	**146**	**13,541**
Total Capital Investment	**490**	**6,965**	**5,202**	**2,085**	**16,840**	**31,582**	**0**	**524**	**32,106**

New Budget Proposals 2025-26 to 2028-29

Project	**Capital Budget (£m)**	**25/26**	**26/27**	**27/28**	**28/29**	**Total**
Procurement of new HR System	Capital Expenditure	0.000	0.000	£0.500	£1.00	£1.500
Directorate	Capital Funding (other than corporate resources)	0.000	0.000	0.000	0.000	0.000
Assistant Chief Executive's	**Net (Corporate Resources)**	**0.000**	**0.000**	**£0.500**	**£1.000**	**£1.500**

Project Description
Replacement of the HR Payroll and information system (HRIS), currently iTrent, which will be subject to full retender. Soft market testing has not been initiated and therefore costs are indicative and will be revised over the coming 2-year period.
Outputs and Outcomes
Procure a HR system to ensure the council continues to act in accordance with its statutory obligations with regards to paying and contracting employees.
Financial Implications
Financial implications are based on current system costs and includes an uplift to account for inflation in accordance with Bank of England projections. At present time the HR system is a shared cost between RMBC and CDC. Negotiations will be initiated to understand if this shared service agreement will continue that will affect costings.
Risks
Failure to procure and successfully implement a new HRIS will result in significant manual processes and the requirement to exponentially increase the number of officers employed by the HR Service to comply with our statutory obligations of payment for hours worked.

Project	Capital Budget (£m)	25/26	26/27	27/28	28/29	Total
In House Residential Complex Needs provision	Capital Expenditure	0.756	0.000	0.000	0.000	0.756
Directorate	DfE Capital grant funding (amount to be match-funded by the LA)	0.378	0.000	0.000	0.000	0.378
CYPS	**Net (Corporate Resources)**	**0.378**	**0.000**	**0.000**	**0.000**	**0.378**

Project Description

The in-house residential programme forms part of the Looked After Children and Care Leavers Sufficiency Strategy which was approved by Cabinet in October 2022. The Strategy was developed in line with the duty to provide or procure placements for Looked After Children (LAC) by the Local Authority.

The proposed project would be part of the latest round of the CYPS in house residential programme. This builds on the previous phases of development which has seen 5 children's homes open with a current in house of capacity of 11 beds. An update report on the Looked After Children Sufficiency Strategy was received by Cabinet in November 2024.

In October 2024 the Department for Education launched the latest round of capital funding via the Open Childrens Home programme, the scheme provides capital funding to Local Authorities wishing to develop their own in-house residential provision. Rotherham have previously been successful with funding under previous rounds; this has provided match funding for two properties, one of which is currently awaiting registration with the other being a new build property which is scheduled to be completed in Quarter 4.

The latest round of Department for Education funding is providing an opportunity for Local Authorities to apply for matching funding to develop homes specifically for Young People with Complex Needs, including those who have suffered significant trauma. The deadline for applications is February 2024 with the DfE expecting successful projects to be notified in May 2025.

The CYPS Transformation Team are currently completing a needs analysis and feasibility both from a capital and service delivery perspective with the intention of seeking approval to submit an application via the Council's Grants Approval Process. This would be subject to the following next steps and activity:

- Completion of the needs analysis from the Project Team
- Completion of the Grants approval process
- Integrated Care Board (ICB) confirmation of support
- Identification of suitable property for the provision including identification of required level of adaptation to meet the needs of young people in line with the application criteria.

- Successful application to the Department for Education

Outputs and Outcomes

The project will provide a 1 bed residential provision as part of the in-house residential programme. The project if approved to progress and delivered successfully will meet a gap within the existing residential portfolio and provide an available home for a young person with complex needs. The additional capital investment will ensure that the home is fitted out appropriately to both Ofsted standards but also with the additionality to meet the needs of young people with complex needs.

The initial needs analysis has shown a shortage of this sort of provision locally, either in house or via the private sector. As such placements of this nature are often at greater distance, at a higher unit cost rate and do not always achieve stronger outcomes when compared to provision that can be created locally.

The project requires formal support from the Integrated Care Board, this will help improve the wraparound support offer for the home and support it being able to meet the needs of young people as outlined in the Department for Education grant guidance.

Financial Implications

The requested corporate investment of 378k could be match funded by the Department for Education subject to an application being made by CYPS and this being successful. The costs identified are based on a tender return from a current in-house scheme with additional funds to cover a higher level of fit out to meet the needs of young people who will access the provision. The level of fit out is consistent with the guidance issued by the Department for Education.

If the scheme is successfully implemented, revenue savings would be achieved when compared to an out of borough placement in the private sector. A significant complex need placement in the private or independent sector could cost between £12,000 to £17,000 per week (net of any health / education contribution). The annual payback period on the capital investment is less than 1.5 years at the lower end of costs.

Risks

- There is a risk that the application to the Department for Education is unsuccessful
- There is a risk that a suitable property is not able to be located particularly one where the required level of fit out is necessary to meet both service and Ofsted requirements.

- There is a risk of unknown costs or an increase in costs that are discovered during the feasibility and needs analysis process.

All risks associated with the project will be monitored through established governance arrangements via the Looked After Children Sufficiency Board and CYPS Transformation Board

New Budget Proposals 2025-26 to 2028-29

Project	Budget (£m)	25/26	26/27	27/28	28/29	Total
Procurement of new Education System	Expenditure	1.140	0.645	0.000	0.000	**1.785**
Directorate	Grant funding / contributions	0.000	0.000	0.000	0.000	0.000
CYPS	**Net (Corporate Resources)**	**1.140**	**0.645**	0.000	0.000	**1.785**

Project Description

The Council's Children's and Young People Services (CYPS) directorate currently use the incumbent provider's system as a central database to hold demographic, school and service provision data for all children enrolled in Rotherham Schools and supports various Council services including education, inclusion, and transport. The Education services using the education system fulfil statutory functions for the Council as follows:

- Access to Education ensure statutory responsibility is met ensuring that every Rotherham child who needs one has access to a school place. The service support the planning and allocation of school places and the Elective Home Education, Children Missing Education and Exclusion teams ensure that responsibilities in relation to Children Missing Education are fulfilled. The Child Employment team ensure that statutory duties are met in relation to their specific area of work.
- The School Attendance Matters Pathway (SAMP) is Rotherham's structured and consistent pathway for enforcement action where this is needed for poor school attendance. The SAMP is the local welfare-based pathway which meets the Local Authorities statutory duty of enforcement action for poor school attendance under the provision of the Education Act 1996.
- Education Health and Care Planning Team has a statutory role within the Local Authority. Its purpose is to co-ordinate statutory processes under The Children & Families Act 2014 and The Special Educational Needs and Disability Code of Practice 2015, to coordinate statutory assessment and maintains Education, Health and Care (EHC) plans for children and young people aged 0 – 25; arrange placements and SEN provision including personalised budgets cited in EHC Plans; monitors and reviews specialist placements both inside and outside of the Local Authority; ensures statutory annual reviews take place.
- The Virtual Headteacher meets the statutory duties under the Promoting the education of looked-after and previously looked-after children 2018, including ensuring that arrangements are in place, monitored and evaluated to improve the educational experiences and outcomes of the authority's looked-after children, including those placed out-of-authority; ensure effective systems are in place to maintain an up-to-date roll of its looked-after children in school or college settings, and gather information about their education placement, attendance and educational progress and ensure up-to-date, effective and high quality Personal Education Plans (PEP) that focus on educational outcomes, and that all looked-after children, wherever they are placed, have such a Personal Education Plan.

- The Transport Service has a statutory obligation under the Council's home to school transport policy to transport children & young people meeting eligibility criteria to educational providers and other establishments as necessary.

The current education system supports delivery of functions under these duties and responsibilities by effectively tracking children through the school admissions system, in and out of placements and ensuring that no child is lost from statutory process.

Systems support the Local Authority discharge of statutory duty in relation to Children Missing Education but any additional functionality that could be offered in this respect or for Elective Home Education and Child Employment would be welcomed and would strengthen lines of assurance.

The current education system provides attendance data from schools to the service supporting the school attendance matters pathway; however, enforcement action is not recorded on any of the CYPS systems at this time.

To support statutory SEND processes the incumbent provider provides a basic case management system to input basic information to inform involvements of services and data systems and reporting on statutory processes. For Education Health and Care Planning this has to be supplemented with an additional digital platform supporting engagement, contributions, and collaboration on EHC assessments, new referrals, plans and reviews including consultation with settings. It offers complete transparency for families, professionals and education settings as information is visible to those working with the child. The Hub supports the statutory timeframes for EHCP processes as well as reporting (e.g. caseloads, settings).

The current ePEP system supports the Virtual Headteacher in tracking and monitoring of attendance, exclusions, part time timetables, attainment and progress of our children in and out of authority. Virtual school also access Social Care systems (Liquid Logic) to support ensuring sharing of information and to tracking and monitoring for the extended role around children with a social worker. Virtual School updates school placement details on the education management system.

The Transport Service requires a database and data logging system which links to various other departments & agencies. The requirement to route optimisation as part of this database will ensure efficiency, functionality which is not currently available.

The data is updated on a regular basis by data held in individual schools, management information systems. **The current 4-year contract with the incumbent provider ends on 31 March 2025.**

For the last 12 months, following a change in the systematic transfer of data between schools and the incumbent provider there have been significant issues with the electronic transfer of pupil data. This has resulted in poor data quality and an insurmountable increase in data conflicts, which presents risks to the council including impacting sufficiency planning, damage to Council reputation and could result in safeguarding issues if inaccurate pupil information is held. Significant resource and challenge from ICT, Commissioning, Education and Performance has not resulted in an improved situation.

In preparation for the end of the current 4-year contract a stakeholder engagement exercise was completed to inform re-procurement planning. The stakeholder engagement identified opportunities for a more favourable case management system for education and inclusion services. Alternative systems are favourable due to ease of use and functionality in addition to the benefits to aligning the case management system for Education and Inclusion and Home to School Transport to the case management for Children's Early Help Family Support, Children's Social Care and Adults Social Care.

The case management system (including third party payment system) will be re-procured with a contract to 31st March 2035. Work has been completed to identify all available routes to market capable of delivering the solution.

A dedicated project team will be required (for 18 months) to implement the new system from June 2025, including the smooth transfer and data migration from the incumbent system.

Capital investment is required to cover the one-off implementation costs of the new Education Case Management System, as well as the capitalisation cost of the proposed project implementation team.

Outputs and Outcomes

The procurement and implementation of a new system will complement the existing Childrens and Adults Social Care and Early Help Case Management Systems (LCS/LAS/EHM) and will start to bring together children and young people's data that currently sits across different systems.

This improved system functionality will improve operational activity to meet the statutory responsibilities associated with Access to Education, Elective Home Education, Children Missing Education and Exclusion, Child Employment, School Attendance Education Health, and Care Planning, The Virtual Headteacher and Home to School Transport.
Migration of all education data (including pupil data via electronic transfer from schools) will result in a significant improvement in data quality and will reduce safeguarding and reputational risks. This will improve efficiency and accuracy in the production of statutory returns.

In order to ensure the smooth transfer between suppliers, a dedicated project team will be required.

Financial Implications

The following summarise the expected capital cost of implementing a new education Case Management System:

	Year 1 2025/26	Year 2 2026/27	Total
System Implementation costs	352,319	-	352,319
Project Implementation team costs	787,860	644,791	1,432,651
TOTAL	**1,140,179**	**644,791**	**1,784,970**

(1) System implementation costs

The one-off system implementation costs (in the first year) is estimated at £352,300, comprised of core system costs (£118,800) and costs of implementing the various modules / portals (e.g. early years, admissions & appeals, virtual school, EHC plan, etc) as required (£233,500). It should be noted that the overall costs depends on the number of modules agreed for implementation. The cost estimates are based on direct award via the YPO framework as quoted on 30/06/2024 and on a single implementation and go live. It should be noted that any changes to the modules or portals required would impact on the overall estimated cost.

(2) Project implementation team costs

A dedicated project team will be required (for 18 months) to implement the new system from April 2025, including the smooth transfer and data migration from the existing system. Advice has been sought from potential suppliers on the level of project implementation capacity expected of the council to ensure a successful implementation and migration from the existing system. It is expected to require around £1.4m of project team costs across the delivery phase.

Revenue Implications

Annual IT licence and maintenance costs would be incurred by the council and payable to the system supplier for operating the system. The annual cost of a new system compared to existing cost of the incumbent system – based on a like for like comparison of the core system and associated modules / portals is expected to see a £40k additional revenue costs that will be covered within CYPS revenue budgets.

Risks

Implementation of a new case management system would be a significant transformation project. Delays to procurement and/ or implementation would pose significant risks to the Council's compliance with procurement legislation and the ability of Council services to deliver statutory duties and/ or responsibilities associated with Early Years & Child Care, Children's Centres, Early Help for children Not in Education, Employment or Training (NEET)/ Youth Justice, Education and Inclusion, Home to School Transport, Children's Early Help Family Support, Children's Social Care and Adults Social Care.

Poorly resourced implementations can often fail and incur additional expense later down the line, in addition there is a risk that this may

have an impact on reputation and the outcome of an inspection.

Alignment and connectivity with functionality currently provided by smaller bespoke systems (in addition to the three main suppliers and systems) needs to be considered to ensure that functionality is not lost.

New Capital Budget Proposals 2025-26 to 2028-29

Project	Capital Budget (£m)	25/26	26/27	27/28	28/29	Total
Bassingthorpe Farm	Capital Expenditure	0.250	0.000	0.000	0.000	0.250
Directorate	Capital Funding (other than corporate resources)	0.000	0.000	0.000	0.000	0.000
Regeneration & Environment	**Net (Corporate Resources)**	**0.250**	**0.000**	**0.000**	**0.000**	**0.250**

Project Description

Bassingthorpe Farm was allocated as a key strategic site for development in 2014 and sits to the north of the Borough, in close proximity to the proposed mainline station and town centre. The site is in multiple ownerships with the Council owning only 25%. However, funding is required to undertake viability assessments, infrastructure and site investigations and develop a collaborative landowner agreement.

The strategic location of the site, its ability to support the town centre, deliver new communities with desirable homes and good local amenities, as well as support the new proposed mainline station leads to the need for public sector intervention and direction, therefore a funding contribution is required to ensure the Regeneration team can develop the project to delivery.

Outputs and Outcomes

Between 1,750 and 2,500 new housing units.

Financial Implications

The long-term financial implications of moving the site into delivery are as yet unknown as the delivery vehicle is still to be determined and negotiated, however the long-term economic benefits to the Borough are significant.

Capital is required to drive forward negotiations and bring the site to delivery – MHCLG funding is being sought in parallel to Council capital, however without this initial funding the scheme will not progress. Capital is required to secure the necessary specialist legal and commercial advisors to advise the Council on a complex transaction between landowners and subsequently a private sector delivery partner. Technical work to inform any assessment of scheme viability and the structure of any negotiations and land transaction, together with some land acquisition to assemble the site are also requirements of this investment. There is also a requirement to resource the project within the Council with a project manager and resource from a range of support services including Estates, Legal and Finance. Currently, there is a capital allocation of £328,993 but this will be insufficient to progress the project now momentum has been re-established with the majority landowner.

Risks
Without adequate funding and the Council driving forward the delivery of the site the land will remain undeveloped, or developed with a lower quality product, thus failing to deliver further economic growth in the Borough. Delivery is reliant upon the agreement of the majority landowners. Public intervention is required to ensure this happens and development of the project will be closely managed to manage the Council's expenditure exposure.

New Capital Budget Proposals 2025-26 to 2028-29

Project	Capital Budget (£m)	25/26	26/27	27/28	28/29	Total
Business Centre Upgrades	Capital Expenditure	0.577	0.322	0.000	0.000	0.899
Directorate	Capital Funding (other than corporate resources)	0.000	0.000	0.000	0.000	0.000
R&E	**Net (Corporate Resources)**	**0.577**	**0.322**	**0.000**	**0.000**	**0.899**

Project Description

Rotherham Investment and Development Office manage a network of five purpose-built incubation facilities to support the creation and growth of new businesses and jobs in Rotherham. The centres offer over 250 small offices, workshops and lab spaces for rent to start-up, early stage and small businesses and are highly successful.

The centres are designed to be financially sustainable in the long term, generating an annual revenue surplus for the Council, but ageing building stock requires continued investment to maintain facilities to ensure they continue to be fit for purpose to meet the needs of private sector occupants and achieve economic impact. Rental fees are at the high end of the Rotherham property market and this creates an expectation from paying occupants for RMBC to maintain the buildings to a high standard and in a timely manner.

This proposal outlines key essential works required for compliance, health and safety and strategic essential refurbishment

Outputs and Outcomes

The priority outcome is to ensure the continued sustainability and economic impact from these purpose-built incubation centres where it is essential to maintain a high-quality offer for private sector occupants and ensure compliance with regulations.

Project	Description
Matrix @ Dinnington Business Centre biomass store decommissioning	Matrix Business Centre has a disused biomass heating system that hasn't been used for 14 years due to economic and reliability issues. This includes a biomass pit that is flooded with stagnant black standing water that extends into the plant room. This project is to remove equipment, fill in and make safe the pit, reinstating the plant room floor to remove the contaminated water.

CFL lighting replacement with LEDs	Project to renew lighting with LEDs in various areas within the business centres that still use fluorescent lighting, where fixtures have reached end of life and are obsolete, including emergency lighting. This includes some communal areas where the Council will see budget savings in energy and maintenance, but the majority are in offices and workshops rented to businesses that will in turn receive the benefit from reduced electricity usage costs, and provide improved lighting levels, some of which are below required standards due to ageing fixtures. This investment will decrease maintenance / caretaking pressure and ensure workspace lighting is compliant with regulations. Matrix @ Dinnington Business Centre - communal areas, offices, workshops Fusion @ Matrix Business Centre - communal toilet facilities, offices, workshops Century Business Centre – workshops
Century Business Centre toilet block refurbishment	25-year-old toilet facilities at Century Business Centre need complete refurbishment across the building, including 4 blocks. This project has been scheduled after completion of the roofing works due to ongoing water ingress damage. Following the opening of Century 2 Business Centre, this work is required to bring Century Business Centre up to the standards expected by occupant businesses to ensure it continues to be a thriving business community.
Century Business Centre boiler replacement	Century Business Centre relies on 25-year-old obsolete boilers, where maintenance engineers have reported that key parts are no longer possible to source (ignition assemblies etc.). In the event of an irreparable breakdown, a like-for-like replacement boiler no longer exists for direct replacement, risking prolonged repairs and major operational problems for the service and occupant businesses, along with potentially high reactive maintenance costs. Failure of the heating system would cause serious disruption to onsite businesses and create health and safety risks. In the long term, addition of an air source heating system has been proposed as viable for the office areas, as specified in an unsuccessful Public Sector Decarbonisation Scheme (PSDS) bid in 2024. The earliest this bid may be resubmitted is 2026-27 but does not include workshop areas with roller shutters (due to incompatible heat losses), so the building will fully or partially rely on gas heating for the foreseeable future. As such, replacement boilers would still be required in the longer term, albeit operating at less capacity with redundancy. A challenge has been highlighted by the Energy Team that investing in replacement boilers for the short term may affect the ability to secure funding to decarbonise the building. However, operating a facility with 40+ businesses on site with heating that cannot be maintained is a significant risk to the service. It is noted that the new Century 2 Business Centre was designed with low carbon air source heating in for office and communal areas but still utilises a pair of gas boilers for heating workshops similar to the proposed solution at Century Business Centre due to the heating losses associated with light industrial workshop units.

Firestopping works at Matrix, Fusion and Century	Fire stopping at Matrix Business Centre was recently identified during maintenance works as missing in one area. A compartmentation survey was then commissioned for the whole facility that highlighted remedial actions. Fusion and Century are also identified as requiring work on fire stopping, and surveys will be undertaken to establish the level of work required to meet fire safety and insurance standards. The value is a ballpark estimated budget cost for remedial work, to be confirmed in consultation with surveyors in Asset Management to establish a more accurate budget cost and evaluate priorities in line with building fire strategies. Ensuring the integrity of fire compartmentation is a priority for compliance with fire regulations, and in case of fire minimise risk to life and slow spread of fire to protect the premises.
Budget for routine capital spend	On an annual basis the Business Centres undertake a variety of essential reactive and planned maintenance work. This funding is to be utilised for small renewal projects across all 5 Business Centres and for essential maintenance projects.
Century electric gate	This project will install an electric gate to bring Century up to the standard of the adjacent new Century 2 Business Centre for increased security out of hours and assist in maintaining the centre as an attractive, secure place to locate a business. The centre currently relies on the last occupant to leave shutting and locking the manual gate, but this is inconsistent, and has regularly been requested by occupant businesses.

Financial Implications

Project	Budget estimate	2025-26	2026-27	Total
Matrix @ Dinnington Business Centre biomass store decommissioning	Estimate £23,245.61 inclusive of 15% fees Jun 2024. Budget ask is incremented to include 10% contingency and 5% inflation	£ 26,849		**£ 26,849**
CFL lighting replacement with LEDs	Estimate £114,166.25 inclusive of fees and 10% contingency Oct 2024. Incremented 5% for inflation.	£ 119,875		**£ 119,875**
Century Business Centre toilet block refurbishment	Estimate £259,000 inclusive of 15% fees, Oct 2024. 5% increment for inflation to push into 26-27 year.		£ 272,048	**£ 272,048**
Century Business Centre boiler replacement	Budget estimate £80k including fees, , contingency and legals from Russell Phillips, based on the outturn of a recent similar project.	£ 80,000		**£ 80,000**

Firestopping works at Matrix, Fusion and Century	Survey undertaken at Matrix, guide estimate for remedial works £70k. Budget estimate ballpark including Century and Fusion, pending accurate forecasts.	£ 250,000		**£ 250,000**
Budget for routine capital spend	Based on previous year end spend with provision for additional small renewal projects.	£ 50,000	£ 50,000	**£ 100,000**
Century electric gate	Estimate at current prices £40k + fees and contingency	£ 50,000		**£ 50,000**
	Total:	**£ 576,723**	**£ 322,048**	**£ 898,771**

Risks

If this work is not completed and the buildings are allowed to deteriorate, the following outlines a number of risks:

- Compliance with regulations, e.g. health and safety, fire, standing water, lighting levels
- Loss of current occupants and the inability to attract future occupants
- Reduced licence fee revenues through reduced numbers and decreased perceived value (the Council charges premium rents for a high-quality property offer)
- Increasingly expensive maintenance
- Risk to the long-term sustainability of the service and delivery of RMBC corporate priorities to create new businesses and jobs
- Moorgate Crofts is the flagship office building for the Town Centre and degradation would lead to fewer businesses locating in the area
- Loss of reputation for the Business Centres, RiDO and RMBC
- Occupants demanding compensation for services that fail for prolonged periods.

New Capital Budget Proposals 2025-26 to 2028-29

Project	Capital Budget (£m)	25/26	26/27	27/28	28/29	Total
Catcliffe Village (River Rother) Flood Alleviation Scheme	£6.000m (requested)	0.350	0.500	1.150	4.000	6.000
Drainage Team	Capital Funding (other than corporate resources)	0.000	0.000	0.000	0.000	0.000
Regeneration and Environment	**Net (Corporate Resources)**	**0.350**	**0.500**	**1.150**	**4.000**	**6.000**

Project Brief

Following the flooding in October 2023 (Storm Babet), Catcliffe suffered severe flooding from the River Rother. As part of the Lead Local Flood Authority (LLFA) duties a Section 19 flood investigation was carried out by the Council. Contained in the Section 19 report were “Catcliffe and Treeton next steps” which identified three options the Council could investigate to help reduce the risk of future flooding in this area.

Whilst flood risk management of main rivers is the responsibility of the Environment Agency (EA), the Council recognises the devastation and hardship experienced by residents affected by flooding and has engaged its staff in evaluating these three options. Following the initial evaluation, there is a key area of focus emerging for the Council in relation to seeking to alter the existing bridge on Treeton Lane to improve the flow path of the River Rother, which this bid therefore focusses on. Whilst this bid is specifically in relation to the bridge, work will continue in relation to the development of upstream storage of storm water through working with the Environment Agency and neighbouring local authorities, alongside further consideration of any change to the Environment Agency’s existing flood defences in the area provided by the flood wall.

Bridge alteration evaluation – Initial hydraulic modelling shows that a reduction in the thickness of the existing bridge deck at Treeton Lane can improve conveyance in the River Rother. This would result in removing the existing bridge and replacing it with a new one built to modern design standards, allowing a greater distance between the bridge deck and the river.

- Costs are estimated to be around £6m. Delivery of the scheme, if approved through all appropriate stages, would take around 3 to 5 years. The initial modelling shows that a thinner bridge deck - allowing a greater flow of water beneath it - increases the standard of protection of the current flood defence wall from 1 in 75 to greater than 1 in 100. However, further modelling is required to determine the exact increase in benefit.

- In addition, more detailed modelling is required to demonstrate that it is not increasing flood risk further downstream.

Outputs and Outcomes

This proposed Capital bid is to provide the funds required to fully investigate, design and construct a new bridge on Treeton Lane. If funding is secured the projected timescale for completion is 3 to 5 years.

The outcome of discussions and any further evaluation will be presented in June 2025.

Financial Implications
It is proposed to carry out more detailed modelling of this option to confirm the suggested benefit of the initial basic model. This modelling is required to show that any alteration to the bridge does not increase flood risk downstream. The Environment Agency would have to approve the proposal. If all permissions are granted there is the potential for partnership funding through Grant in Aid from DEFRA. Opportunities to access funding via DEFRA would be explored. Any funding obtained would reduce the final amount required directly from the Council.

Risks
The EA holds the responsibility for managing flood risk from main rivers. The Council has been proactive following the widespread flooding that occurred in 2019. There is a risk that all the optioned “next steps” schemes may not be financially viable and / or the necessary permissions cannot be obtained from the Environment Agency. This would mean the communities in Catcliffe and Treeton would remain with the same risk of future flooding. The cost of the Council’s response to Storm Babet was around £1m. Even though the responsibilities for flood risk from main rivers is with the Environment Agency, the Council is keen to progress improvements to reduce flood risk as quickly as possible.

New Capital Budget Proposals 2025-26 to 2028-29

Project	Capital Budget (£m)	25/26	26/27	27/28	28/29	Total
Strategic Acquisitions Fund	Capital Expenditure	1.000	1.000	0.000	0.000	2.000
Directorate	Capital Funding (other than corporate resources)	0.000	0.000	0.000	0.000	0.000
Regeneration & Environment	**Net (Corporate Resources)**	**1.000**	**1.000**	**0.000**	**0.000**	**2.000**

Project Description

The Council's regeneration programme is now well underway, facilitated through central Government and Council funding. Public control of key land and property assets is essential to secure appropriate development and prevent continued degradation of underutilised, vacant and derelict land and property.

Over the last three years the Council has used a combination of its own capital and Government grant to facilitate the acquisition of buildings in the town centre, many of which have been demolished or prepared for redevelopment. Public sector control of property along Corporation Street, the former Boots building and land fronting the river has all been enabled by the Council's interventions.

A further £2m is sought on top of the previous allocation of £3m (over two years) to continue acquiring strategic sites in the town centre and around the proposed mainline station site, with the outcome of progressing the Council's ambitions for regeneration within the town centre and across the Borough.

Outputs and Outcomes

Another allocation to a Strategic Acquisition Fund will allow the Council to respond to opportunity acquisitions as and when strategic sites are presented to market by willing sellers. The fund being provided by the Council, as opposed to a central funding body, gives additional flexibility and allows the Council to move at pace when the opportunity to acquire is presented.

Financial Implications

Revenue liabilities result from potential holding costs while awaiting redevelopment or future occupation. Feasibility Fund has been allocated to accommodate these costs and as properties are brought forward as capital schemes these revenue costs may be capitalised.

Acquisition of tenanted properties will likely result in a revenue benefit.

As with previous year's allocation the Strategic Acquisition budget will be managed within the Regeneration team

Risks
In acquiring property, the Council becomes responsible for its maintenance and security. Properties will be managed through the Corporate Landlord function with support from revenue grants. Where appropriate, demolition or temporary occupation will be sought to limit liability. Where unavoidable, holding costs can be accommodated within revenue grant specifically allocated for this purpose.

New Capital Budget Proposals 2025-26 to 2028-29

Project	Capital Budget (£m)	25/26	26/27	27/28	28/29	Total
Waleswood drainage works to tent field	Capital Expenditure	0.063	0.000	0.000	0.000	0.063
Directorate	Capital Funding (other than corporate resources)	0.000	0.000	0.000	0.000	0.000
Regeneration and Environment	**Net (Corporate Resources)**	**0.063**	**0.000**	**0.000**	**0.000**	**0.063**

Project Description

An area at Waleswood Caravan park is designated for camping from April - October. During construction, value engineering meant that appropriate drainage was excluded, with the consequence that the area floods in heavy rains and can take weeks and months to recover.

This has happened to a significant extent in the past two years, resulting in the area being unusable into July in these years. This represents a loss in revenue of bookings to >c. £30k, per annum, but also in secondary revenue, with campers spending significantly more than the average, possibly up to £20k.

Site management is awaiting a report from the RMBC drainage teams on solutions to alleviate this flooding more easily by enabling water to run off site more effectively, allowing the site to dry out and be used as intended and protect revenue.

Outputs and Outcomes

The project will enable the campsite to open on time each year and grow revenue, which has been curtailed in the past two years due to intense winter and spring rainfall. This is alongside other works to repair pitches, which have been repaired and improved cyclically since opening to protect capacity on site. It will improve revenue on site and enable users, a majority of whom are local to have an improved experience.

It is intended to deliver the works in late Spring/early Summer 2025 in advance of the main holiday season. However, this is dependent upon the ground being dry enough in April/May to deliver the works in advance of the peak season. If this is not possible, the works will have to be pushed back to September/October.

It is forecast that the cost of the works will be paid back within three years through increased revenue.

Financial Implications
Not undertaking some works will risk this part of the site remaining unusable for extended periods of time, losing revenue and regular customers and damaging reputation. This bid includes a small contingency and management fee to ensure works can be completed without requirement for additional investment. There will be some small income loss for the period that the drainage works take place.
Risks
Not doing so will lose revenue after intense seasonal weather events

New Capital Budget Proposals 2025-26 to 2028-29

Project	Capital Budget (£m)	25/26	26/27	27/28	28/29	Total
Civic Theatre LED Stage Lighting Replacement	Capital Expenditure	0.064	0.000	0.000	0.000	0.064
Directorate	Capital Funding (other than corporate resources)	0.000	0.000	0.000	0.000	0.000
Regeneration & Environment	**Net (Corporate Resources)**	**0.064**	**0.000**	**0.000**	**0.000**	**0.064**

Project Description

Project Overview: LED Stage Lighting Replacement

Theatre productions rely heavily on high-quality stage lighting to enhance visual storytelling and create immersive experiences for audiences. The theatre's current LED stage lights, purchased in 2016, were designed with an expected lifespan of 50,000 hours. However, these fixtures have now been operational for over 100,000 hours, double their intended usage period. This has led to a noticeable decline in performance, including reduced output and inconsistent colour reproduction. Such issues compromise the visual quality of productions, undermining the theatre's ability to deliver the professional standards audiences expect. The issue has also been raised by visiting touring productions. This could lead to productions opting to tour to competitors or requested a higher share of income to reflect the costs they need to incur in hiring in better quality lighting for their productions.

Beyond aesthetics, there are critical health and safety implications to consider. A failure in lighting during live performances could result in hazards for performers and crew, as well as disruptions to the show that could frustrate and endanger audiences.

This project proposes replacing the outdated LED fixtures with modern, high-efficiency models to restore lighting quality, improve reliability, and ensure compliance with health and safety standards. With over 295 performances per year upgrading the lighting system is essential for preserving the theatre's reputation and income, enhancing productions, and safeguarding performers, crew, and patrons alike.

Outputs and Outcomes

The LED stage lighting replacement project will deliver a fully modernised lighting system featuring energy-efficient, high-performance fixtures. Physically, this will restore optimal light output and colour consistency, ensuring professional-grade visual quality for all theatre productions. The upgraded system will enhance operational reliability, significantly reducing the risk of failures during performances and improving health and safety for performers, crew, and audiences.

Wider outcomes align with the Cultural Strategy in enabling the theatre to contribute to its aims of "Thriving Neighbourhoods" and "A Vibrant Economy." High-quality productions will enhance the cultural appeal of the theatre, attracting more visitors and bolstering the local economy

through increased footfall in nearby businesses. Additionally, replacing outdated lights with energy-efficient models supports the Council's sustainability goals under the "Better Places to Live" theme by reducing energy consumption and the theatre's carbon footprint, promoting environmentally responsible practices in the community.

Financial Implications

The total cost of the LED stage lighting replacement project is detailed as follows:

36 Chauvet Colo Rado 2 Quad Zooms: £43,550

2 LDR Astro Followspots: £13,000

Replacement DMX and Power Cables: £1,500

Half Coupler Clamps and Safety Bonds: £1,000

Delivery Costs: £500

The combined subtotal is £59,550. To account for potential price increases before the project begins, a 10% contingency has been added, totalling £4,955. This brings the full project cost to £64,505.

There are no anticipated revenue implications or additional income generated as the purpose of the project is solely to replace existing lighting to maintain the current level of service. This ensures the continued high quality of productions and safeguards health and safety standards, rather than creating new revenue streams or expanding services. The investment is essential to uphold operational standards and mitigate reputational or safety risks.

Risks

The LED stage lighting replacement project faces several potential risks. Cost increases remain a significant concern, with potential rises in material or shipping costs due to market fluctuations. While a 10% contingency has been included in the budget, unforeseen cost escalations could strain financial resources.

Supply chain disruptions are another risk, including delays in manufacturing or shipping the lighting fixtures, accessories, or replacement parts. These delays could push back the project timeline, potentially affecting scheduled theatre productions.

Additionally, there is a risk of technical challenges during installation, such as incompatibilities with existing systems or unforeseen infrastructure issues. These could increase installation time and costs.

To mitigate these risks, proactive measures include securing supplier agreements early, building flexibility into timelines, and ensuring contingency funds are sufficient. Regular monitoring of supply chains and close collaboration with suppliers and contractors will help minimise potential disruptions

New Budget Proposals 2025-26 to 2028-29

Project	Capital Budget (£m)	25/26	26/27	27/28	28/29	Total
Replacement of Refuse Collection Vehicles	Capital Expenditure	2.000	2.000	0.000	0.000	4.000
Directorate	Capital Funding (other than corporate resources)	0.000	0.000	0.000	0.000	0.000
Regeneration and Environment	**Net (Corporate Resources)**	**2.000**	**2.000**	**0.000**	**0.000**	**4.000**

Project Description

The Council owns 32 Refuse Collection Vehicles (RCV). Of these 32, 16 were purchased in 2016 and have been nearing the end of their operational lifespan with increasing faults and breakdowns creating operational impacts. As a result of these impacts, some budget was provided in order to refurbish the vehicles, expanding their lifespan to 2026. These vehicles will now need replacing in order to manage the risk associated with the ageing fleet both in respect of costs for repair and maintenance, and also the cost of hire vehicles for when vehicles are not operational

Outputs and Outcomes

The Council currently faces significant operational challenges in relation to the ageing vehicles which leads to increased maintenance costs and down time. These impacts translate into additional costs and also require additional hire vehicles which currently cost over £500k per annum.

A modern and well-maintained refuse collection fleet also limits the Council's carbon impacts by ensuring the vehicles meet the most modern emission standards.

Financial Implications

Average cost of a diesel fueled RCV to purchase is circa £250,000. For 16 vehicles the total anticipated cost is £4m, this would be spread over two years.

Risks

Risks associated with delivery are largely in relation to price increases for vehicles combined with ensuring appropriate resourcing across the relevant services.

New Budget Proposals 2025-26 to 2028-29

Project	Capital Budget (£m)	25/26	26/27	27/28	28/29	Total
Grounds and Streets Plant Refresh Phase 3	Capital Expenditure	0.375	0.000	0.000	0.000	0.375
Directorate	Capital Funding (other than corporate resources)	0.000	0.000	0.000	0.000	0.000
Regeneration and Environment	**Net (Corporate Resources)**	**0.375**	**0.00**	**0.000**	**0.000**	**0.375**

Project Description

This project aligns with providing a cleaner and greener environment across the Borough, by providing modern, efficient and effective plant equipment to perform numerous grounds and cleansing activities.

The plant equipment used within grounds maintenance and street cleansing is vital to maintaining the upkeep of the Borough within desired standards. The various types of equipment are used daily, so require updating every few years to help maintain standards in an efficient and effective manner.

By updating the plant machinery, we are also ensuring the service has the correct/equipment to deliver the best works possible.

The service has undertaken a full review of all plant equipment and have put together a strategic replacement programme based on the longevity, maintenance, breakdowns, and performance of the equipment. This has enabled the project to spread the procurement and costs over an initial 2-year period (2023-2024, 2024-2025). These stages, plant refresh phase 1 is complete and phase 2 is about to be awarded. These initial 2 phases have spent/will spend around £1.3m and have been delivered on schedule.

Stage 3 is the plant equipment that is outstanding for purchase in 2025-2026 and is required to deliver a modern and efficient service.

Outputs and Outcomes

Financial Implications

The remaining equipment to purchase is outlined below with an estimate purchase cost for each item.

Description	Amount Of Item	Roadworthy	2025 Required	Cost Paid 2018	Total 2018	Cost Poss 2025	Phase 3
Tomlin Slitter	2		Yes	£2,750.00	£2,750.00	£3,429.46	£3,429.46
Wessex RMX500 Batwing	2		Yes	£22,895.00	£45,790.00	£30,600.00	£61,200.00
Water Bowser	2		Yes	£1,500.00	£3,000.00	£1,762.00	£3,524.00
Ransomes TG4560 Hydraulic Gangs	2		Yes	£24,375.00	£48,750.00	£30,468.75	£60,937.50
Bomford Wren 3.5m	2		Yes	£8,565.05	£17,130.10	£9,953.00	£19,906.00
McConnell PA5455 Flail (Large)	1		Yes	£14,408.00	£14,408.00	£21,750.00	£21,750.00
Kubota M5 - 091 36*36 Gearbox	4	Yes	Yes	£33,955.00	£135,820.00	£39,999.00	£159,996.00
Case Farnall 95A	1	Yes	Yes	£36,450.00	£36,450.00	£45,000.00	£45,000.00
					£304,098.10		£375,742.96

The plant refresh items will come with a 1+ years warranty package but will require ongoing maintenance over the term of the capital payment period. This is estimated over 7 years.

Risks

There are various risks in the delivery of this scheme these are:

- Not supplying the plant equipment would compromise the grounds maintenance activities within the Borough for both scheduled and seasonal work. The service has standards it must achieve and by having the right equipment to perform the tasks is vital to maintaining those standards.
- The above items are vital to grass cutting, shrub and hedgerow maintenance which we perform on a schedule and seasonal.
- New equipment is more efficient and effective and will help the service increase productivity as the old equipment is less reliable and coming towards the end of its life cycle.

New Capital Budget Proposals 2025-26 to 2028-29

Project	Capital Budget (£m)	25/26	26/27	27/28	28/29	Total
Clifton Park Overflow Car Park and Event Space	Capital Expenditure	0.033	0.000	0.000	0.000	0.033
Directorate	Capital Funding (other than corporate resources)	0.000	0.000	0.000	0.000	0.000
Regeneration and Environment	**Net (Corporate Resources)**	**0.033**	**0.000**	**0.000**	**0.000**	**0.033**

Project Description

The Reytons concert at Clifton Park in 2024 showed that there was an appetite for well-run large scale events at Clifton Park and that this event could be built upon to provide economic advantage for the park, town centre, Borough and region.

The stage area and immediate environs did not stand up well to the deconstruction phase of the event owing to poor weather immediately after the event. The soft ground became churned up owing to heavy machinery and required reinstatement, which had a knock-on effect on parking income for the rest of the year. This remains a risk for future staged events. In normal operation, the space is used for summer overflow car parking so could be made more capable of providing a sustainable space through the construction of a grid and gravel parking system which would be able to bare the weight and traffic during construction, use and deconstruction phases of a staged event as well as normal parking operations.

Outputs and Outcomes

A reinforced car park system consisting of plastic cells containing pea gravel to provide a surface complementary to the Grade 2 listed park landscape as well as providing an area capable of being used for staging large scale events, and summer parking. This replaces the existing light weight grass reinforcing that is only suitable for summer overflow parking with light vehicles.

Financial Implications

The provision of an area suitable for staging large events has been shown to be required for the future. The Reytons event was shown to have provided an extra £1m to Rotherham's economy and £1.36m to South Yorkshire.

Once installed there are unlikely to be any ongoing maintenance costs and would provide some small-scale maintenance savings.

This bid contains a 10% contingency and a standard 15% management fee to ensure the impact and outcomes can be successfully delivered without requirement for further funding.

Risks
Risk of inflation in the project have been built into the project cost considerations. Not providing a sustainable surface may jeopardise any opportunity to build on the success of the 2024 Reytons concert. Car parking income at Clifton Park dropped by £40k in 2024, owing to the loss of parking spaces in the overflow car park due to surface reinstatement of the soft landscape.

New Capital Budget Proposals 2025-26 to 2028-29

Project	Capital Budget (£m)	25/26	26/27	27/28	28/29	Total
Green Spaces Capital Repairs Programme	Capital Expenditure	0.060	0.060	0.060	0.060	0.240
Directorate	Capital Funding (other than corporate resources)	0.000	0.000	0.000	0.000	0.000
Regeneration and Environment	**Net (Corporate Resources)**	**0.060**	**0.060**	**0.060**	**0.060**	**0.240**

Project Description

Green Spaces manages three Country Parks, 12 urban parks and 45 woodlands alongside smaller community pocket parks, the Council's tree stock and a range of play equipment. Whilst it is encouraging to see more residents spending time outdoors and active in line with the Cultural Strategy goals, it does bring increased pressure to the service in terms of managing the general maintenance and repair of sites.

Across the service maintenance and repair budgets are stretched and there are areas that have become worn through general wear and tear, weather damage or anti-social behaviour. Throughout the year the service also receives a high volume of Member and MP Casework from residents raising specific issues which could range from antisocial behaviour to off-road bikes. In each case a solution is found but brings an additional pressure to the revenue budgets as these enquiries cannot be predicted at the start of the year and can range in cost from £500 up to £5,000 for new gates, fencing, boulders and tree management. As there is no allocated budget to support this work the service has on occasion been unable to provide a solution to these issues.

Outputs and Outcomes

Capital investment in previous years has provided the service a budget to undertake a programme of general maintenance and repair across its portfolio including:

- Replacement of worn fencing
- Replacement of rusted gates
- Proactive management of trees and hedges
- Replacement of pavements
- Repair of damage across sites caused by weather, wear and tear and antisocial behaviour
- Small scale local improvements

In addition to the programme of proactive maintenance this investment will also create an opportunity for the service to respond to reactive casework from Members and MPs to support enquiries and issues raised by residents. These requests are in the majority of cases for physical improvements to prevent or discourage anti-social behaviour affecting residents in a specific ward. The service would like to be able to respond more favourably to more of these requests as relatively small investments can significantly improve the quality of life for residents.

The investment meets a number of needs for Rotherham residents, with the focus on local people feeling more connected to their community and that people trust the Council to deliver on its commitments as well as developing a positive environment.

Financial Implications
Green Spaces does not have specific budgets for casework requests, and maintenance and repair budgets only allow for the very minimum of works to be undertaken to make sites safe rather than to proactively care for these sites. The financial implication of this is a pressure on Revenue budgets each year across the service. Capital investment would allow the service to not only reduce this revenue pressure, but to also proactively maintain sites which is likely to reduce the volume of requests from casework, further reducing the likelihood of a pressure on revenue budgets.
Risks
Not investing in casework support could have the following risks: • Reduced physical and mental health of people living adjacent to affected green spaces. • Increased crime levels in residential neighbourhoods. • Reduced property values • Weaker community cohesion. • Reputational damage to the Council • Loss of confidence from investors and funding bodies • Loss of accreditation e.g. Green Flag Award

New Capital Budget Proposals 2025-26 to 2028-29

Project	Capital Budget (£m)	25/26	26/27	27/28	28/29	Total
Investment in Community Facilities	Capital Expenditure	0.300	0.300	0.000	0.000	0.600
Directorate	Capital Funding (other than corporate resources)	0.000	0.000	0.000	0.000	0.000
Finance and Customer Services	**Net (Corporate Resources)**	**0.300**	**0.300**	**0.000**	**0.000**	**0.600**

Project Description

The Council currently owns a number of Community Facilities across the Borough that are either directly operated by Council Services or are operated by the Third Sector. These facilities support a range of community activities which include, but are not limited to: youth clubs, healthy eating clubs, community meetings, sports and recreation activities for various groups, centres for adults with learning disabilities and Autism, Friends Groups and Local History Groups.

The project will be to identify Community Facilities that are already in use but would benefit from investment to sustain and increase the participation, community activities and engagement within those facilities. Through working with the Property and the Neighbourhoods teams a number of facilities have already been identified that would benefit from investment. However additional buildings are being reviewed across the Borough to determine a broader and more planned approach to investment in the Council's Community Facilities.

Those already identified include:

The Black Hut – improvements to the building to bring it up to full compliance and including repair to dance/meeting room floor, roof work, external windows and general decorations. Improvements to access to ensure DDA (Equality Act) compliance.

Oaklea Retreat – internal and external works to include signage, decoration and rainwater goods, refurbishment of rooms within the building, opening up better usage and greater space. Improvements to access to ensure DDA (Equality Act) compliance.

Clifton Learning Centre – Replacement windows, signage and decorations, Repairs to paths and carparking areas, improvements to access to ensure DDA (Equality Act) compliance.

The Meeting Place (at Wingfield) - General improvements across the building, including painting signage and Net Zero works.

Artworks, Brook Hill – Investment in the external appearance of the building, rainwater goods, sound proofing and Net Zero improvements

All schemes will include improvements that will support the Council's Carbon Net Zero targets, through the provision of LED lighting and roof and wall insulation.

As mentioned further facilities are currently being reviewed and this will filter into the project plan of works, subject to funding. A further review of buildings will also be carried out over the next 12 months, and a more detailed long term investment plan will be produced from 2027/28 onwards

Outputs and Outcomes

The project will deliver against a number of outcomes include ward priorities:

- *Improvements to community facilities and expansion of activities for local residents*
- *Addressing Environmental Issues and Making Good Use of Green Spaces/Community Assets for Everyone*
- *Support Opportunities for Bringing People Together,*
- *Enhancing Community Spirit and Support the Communities and its Groups to Thrive*
- *Supporting your community*
- *Improve facilities for young people and their quality of life*
- *Improving the environment and enhancing community facilities*

By improving the Council's Community Facilities it will ensure that the buildings are fit for purpose and compliant and continue to deliver key services to our residents across the Borough. The planned work will also include a series of Net Zero improvements which will assist the Council in meeting its Net Zero 2030 and 2040 targets

Financial Implications

The buildings identified (community buildings) are either owned and operated by the Council or leased out to charity or community groups. In both cases there is no rental income generated.

Once completed, the buildings that are leased, will require the tenants to continue to maintain and manage those buildings at their own cost. Where those buildings are operated by the Council, the operating cost will not increase but are likely to reduce where net Zero Measures are completed.

Risks

Through review and survey of buildings it could be identified that some buildings require more investment than required. Where this is the case, priority will be given to structural or/and compliance work.

The budget is finite and not all buildings will be able to benefit from the investment being made, a wider programme of investment will be identified through following years, subject to funds.

This page is intentionally left blank

Capital Programme General Fund 2024/25 to 2028/29

Directorate	Current Year Budget (£)	2025/26 Budget (£)	2026/27 Budget (£)	2027/28 Budget (£)	2028/29 Budget (£)	Total Project Budget (£)
Adult Care & Housing	8,997,772	12,922,631	5,523,540	9,568,596	6,087,280	43,099,819
Assistant Chief Executive	339,657	210,040	210,040	210,040	210,040	1,179,817
Children & Young Peoples Serv	7,746,164	22,011,474	6,360,000	7,069,757	6,210,000	49,397,395
Finance & Customer Services	20,356,849	17,822,058	7,888,692	6,147,844	17,357,937	69,573,380
Regeneration & Environment	77,694,761	116,084,273	31,007,216	7,781,300	6,131,300	238,698,850
Total	**115,135,203**	**169,050,476**	**50,989,488**	**30,777,537**	**35,996,557**	**401,949,261**

Funding:

Funding Stream	Current Year Budget (£)	2025/26 Budget (£)	2026/27 Budget (£)	2027/28 Budget (£)	2028/29 Budget (£)	Total Project Budget (£)
2) Capital Receipts GF	0	58,951	0	0	0	58,951
3) Capital Receipts HRA	0	450,000	0	0	0	450,000
4) Grants and Contributions	59,709,682	89,533,417	18,128,290	7,469,697	7,627,280	182,468,366
6) Revenue Contributions	134,000	137,000	140,000	143,000	146,000	700,000
7) Unsupported Borrowing-C	40,873,537	71,016,428	28,803,820	21,316,640	25,823,881	187,834,306
8) Unsupported Borrowing-S	14,417,984	7,854,680	3,917,378	1,848,200	2,399,396	30,437,638
Total	**115,135,203**	**169,050,476**	**50,989,488**	**30,777,537**	**35,996,557**	**401,949,261**

Capital Programme General Fund 2024/25 to 2028/29

Directorate	Service	Service Area	Sub Service	Project	Current Year Budget (£)	2025/26 Budget (£)	2026/27 Budget (£)	2027/28 Budget (£)	2028/29 Budget (£)	Total Project Budget (£)
Adult Care & Housing	Adult Services	Adult Services	Assistive Technology	Assistive Technology Equipment	680,000	680,000	680,000	680,000	0	2,720,000
				Rothercare Digital Switchover	675,000	1,025,000	0	0	0	1,700,000
				Sub-Service Total	**1,355,000**	**1,705,000**	**680,000**	**680,000**	**0**	**4,420,000**
			Extra Care Housing	Castle View Adult Care Units	762,828	1,934,873	19,725	0	0	2,717,426
				Castle View Day Care Centre	2,011,856	4,463,958	76,815	0	0	6,552,629
				LD accommodation	0	0	0	4,141,596	0	4,141,596
				Sub-Service Total	**2,774,684**	**6,398,831**	**96,540**	**4,141,596**	**0**	**13,411,651**
			REWS Equipment	REWS Capital	190,000	190,000	190,000	190,000	0	760,000
				Sub-Service Total	**190,000**	**190,000**	**190,000**	**190,000**	**0**	**760,000**
			Specialist Equipment	Webroster & associated equipmt	21,553	0	0	0	0	21,553
				Sub-Service Total	**21,553**	**0**	**0**	**0**	**0**	**21,553**
			Service Area Total		**4,341,237**	**8,293,831**	**966,540**	**5,011,596**	**0**	**18,613,204**
		Service Total			**4,341,237**	**8,293,831**	**966,540**	**5,011,596**	**0**	**18,613,204**
	Neighbourhood Capital Programm	Fair Access to All	Aids and Adaptations (Private	Adapts - LOT1 - Private Majr	550,000	0	0	0	0	550,000
				Adapts - LOT1 - Private Minr	280,000	0	0	0	0	280,000
				Adapts - LOT2 - Private Majr	450,000	0	0	0	0	450,000
				Adapts - LOT2 - Private Minr	250,000	0	0	0	0	250,000
				Adapts - OTHERS - Private Majr	630,000	0	0	0	0	630,000
				Adapts Extensions PRIVATES	637,000	0	0	0	0	637,000
				Private Adaps Bud Unall	0	2,797,000	2,797,000	2,797,000	2,797,000	11,188,000
				Sub-Service Total	**2,797,000**	**2,797,000**	**2,797,000**	**2,797,000**	**2,797,000**	**13,985,000**
			Service Area Total		**2,797,000**	**2,797,000**	**2,797,000**	**2,797,000**	**2,797,000**	**13,985,000**
		Neighbourood Regeneration & Re	Affordable Housing	Warden St Leasehold Titles	99,535	0	0	0	0	99,535
				Sub-Service Total	**99,535**	**0**	**0**	**0**	**0**	**99,535**
			HRA Non Dwellings	HRA Play Areas	80,000	80,000	0	0	0	160,000
				Sub-Service Total	**80,000**	**80,000**	**0**	**0**	**0**	**160,000**
			Monksbridge Demolition	Monksbridge, Dinnington	0	71,800	0	0	0	71,800
				Sub-Service Total	**0**	**71,800**	**0**	**0**	**0**	**71,800**
			Service Area Total		**99,535**	**71,800**	**0**	**0**	**0**	**331,335**
		Service Total			**2,896,535**	**2,868,800**	**2,797,000**	**2,797,000**	**2,797,000**	**14,476,335**
	Neighbourhood Improvements - N	Neighbourhood Improvements Non	Furnished Homes CPTL	Furnished Homes New CPTL	1,600,000	1,600,000	1,600,000	1,600,000	1,600,000	8,000,000
				Furnished Homes Replace CPTL	160,000	160,000	160,000	160,000	160,000	800,000
				Sub-Service Total	**1,760,000**	**1,760,000**	**1,760,000**	**1,760,000**	**1,760,000**	**8,800,000**
			N'bourhood Grants Unallocated	N'Hoods Grants Unallocated	0	0	0	0	1,530,280	1,530,280
				Sub-Service Total	**0**	**0**	**0**	**0**	**1,530,280**	**1,530,280**
			Service Area Total		**1,760,000**	**1,760,000**	**1,760,000**	**1,760,000**	**3,290,280**	**10,330,280**
		Service Total			**1,760,000**	**1,760,000**	**1,760,000**	**1,760,000**	**3,290,280**	**10,330,280**
	Directorate Total				**8,997,772**	**12,922,631**	**5,523,540**	**9,568,596**	**6,087,280**	**43,099,819**
Assistant Chief Executive	Assistant Chief Exec	Assistant Chief Exec	Assistant Chief Exec	Aston & Todwick	7,120	7,120	7,120	7,120	7,120	35,600
				Aughton & Swallownest	7,120	7,120	7,120	7,120	7,120	35,600
				Bramley & Ravenfeild	7,120	7,120	7,120	7,120	7,120	35,600
				Brinsworth	7,120	7,120	7,120	7,120	7,120	35,600
				Capt'l Inv't Ward Anst wdsetts	10,680	10,680	10,680	10,680	10,680	53,400
				Capt'l Inv't-Ward - Bostn Ctle	10,680	10,680	10,680	10,680	10,680	53,400
				Capt'l Inv't-Ward - Dinnington	10,680	10,680	10,680	10,680	10,680	53,400
				Capt'l Inv't-Ward - Hoober	10,680	10,680	10,680	10,680	10,680	53,400
				Capt'l Inv't-Ward - Keppel	10,680	10,680	10,680	10,680	10,680	53,400
				Capt'l Inv't-Ward - Roth East	10,680	10,680	10,680	10,680	10,680	53,400
				Capt'l Inv't-Ward - Roth West	10,680	10,680	10,680	10,680	10,680	53,400

Capital Programme General Fund 2024/25 to 2028/29

Directorate	Service	Service Area	Sub Service	Project	Current Year Budget (£)	2025/26 Budget (£)	2026/27 Budget (£)	2027/28 Budget (£)	2028/29 Budget (£)	Total Project Budget (£)
				Capt'l Inv't-Ward - RotherVale	7,120	7,120	7,120	7,120	7,120	35,600
				Capt'l Inv't-Ward - Sitwell	10,680	10,680	10,680	10,680	10,680	53,400
				Capt'l Inv't-Ward - Wales	7,120	7,120	7,120	7,120	7,120	35,600
				Capt'l Inv't-Ward - Wath	7,120	7,120	7,120	7,120	7,120	35,600
				Dalton & Thrybergh	7,120	7,120	7,120	7,120	7,120	35,600
				Greasborough	7,120	7,120	7,120	7,120	7,120	35,600
				Hellaby & Maltby West	7,120	7,120	7,120	7,120	7,120	35,600
				Hoober CIL	10,710	0	0	0	0	10,710
				Keppel - CIL	101,050	0	0	0	0	101,050
				Kilnhurst & Swinton East	7,120	7,120	7,120	7,120	7,120	35,600
				Maltby East	7,120	7,120	7,120	7,120	7,120	35,600
				Rawmarsh East	6,312	7,120	7,120	7,120	7,120	34,792
				Rawmarsh West	6,312	7,120	7,120	7,120	7,120	34,792
				Rotherham East - CIL	3,000	0	0	0	0	3,000
				Swinton Rockingham	7,120	7,120	7,120	7,120	7,120	35,600
				Thurcroft & Wickersley South	7,411	7,120	7,120	7,120	7,120	35,891
				Wickersley North	10,680	10,680	10,680	10,680	10,680	53,400
				Sub-Service Total	**323,475**	**210,040**	**210,040**	**210,040**	**210,040**	**1,163,635**
			Service Area Total		**323,475**	**210,040**	**210,040**	**210,040**	**210,040**	**1,163,635**
		Service Total			**323,475**	**210,040**	**210,040**	**210,040**	**210,040**	**1,163,635**
	Democratic Services	Democratic Services	Democratic Services	Badsley More Lane Pr Comm Hub	16,182	0	0	0	0	16,182
				Sub-Service Total	**16,182**	**0**	**0**	**0**	**0**	**16,182**
			Service Area Total		**16,182**	**0**	**0**	**0**	**0**	**16,182**
		Service Total			**16,182**	**0**	**0**	**0**	**0**	**16,182**
	Directorate Total				**339,657**	**210,040**	**210,040**	**210,040**	**210,040**	**1,179,817**
Children & Young Peoples Serv	CYPS - RMBC	Other CYPS	Children & Families	Adaptations - Foster Care	640,000	726,778	640,000	997,060	640,000	3,643,838
				CYPS RESI DFE PH IV Osprey	36,794	0	0	0	0	36,794
				CYPS RESI DFE PH IV Rowan	634,159	0	0	0	0	634,159
				CYPS Resi Home Unallocated	0	188,645	0	0	0	188,645
				CYPS RESI PH II Middle Lane	150,000	0	0	0	0	150,000
				CYPS RESI PH III Sitwell	21,331	0	0	0	0	21,331
				CYPS RESI PH III Walnut Drive	15,000	147,010	0	0	0	162,010
				CYPS RESI PH III-Mair Ct, Mgte	527,019	0	0	0	0	527,019
				CYPS RESI PH III-Woodclose, Ra	513,509	0	0	0	0	513,509
				Family Hub & Start for Life	62,626	0	0	0	0	62,626
				In House Chld's Resi-vehicles	0	140,000	0	0	0	140,000
				In House Resi Complex Needs	0	378,000	0	0	0	378,000
				Wraparound Childcare grants	335,000	203,652	0	0	0	538,652
				Sub-Service Total	**2,935,438**	**1,784,085**	**640,000**	**997,060**	**640,000**	**6,996,583**
			Service Area Total		**2,935,438**	**1,784,085**	**640,000**	**997,060**	**640,000**	**6,996,583**
		Schools	Schools - Capitalised Enh	Badsley Moor PR New Boiler	18,000	160,708	0	0	0	178,708
				Blackburn Pr Fire Alarm	3,143	0	0	0	0	3,143
				Bramley S'side Fire Alarm	4,553	0	0	0	0	4,553
				Bramley S'side Jnr Sch Ceiling	26,312	0	0	0	0	26,312
				Brinsworth Manor Fence& Access	37,884	0	0	0	0	37,884
				Broom Valley Concrete rep ph 2	95,000	0	0	0	0	95,000
				Broom Valley Pri Concrete Rep	80,611	0	0	0	0	80,611
				Capitalised Enhancements Unall	4,093	261,534	300,000	253,030	150,000	968,657
				CEN Asbestos removal works	20,405	0	0	0	0	20,405
				CEN FWT Remedials CNTL CPTL	40,000	0	0	0	0	40,000
				Eastwood Village Latent Defect	0	127,748	0	0	0	127,748

Capital Programme General Fund 2024/25 to 2028/29

Directorate	Service	Service Area	Sub Service	Project	Current Year Budget (£)	2025/26 Budget (£)	2026/27 Budget (£)	2027/28 Budget (£)	2028/29 Budget (£)	Total Project Budget (£)
				Hutton Park Roof Repairs	10,000	0	0	0	0	10,000
				Minor Works Less than £10,000	15,069	15,000	0	0	0	30,069
				Newman Drainage Imps	6,823	0	0	0	0	6,823
				RACC Inspection&remedial work	330	0	0	0	0	330
				Rawmarsh Aspire Partia reroof	75,000	0	0	0	0	75,000
				Rawmarsh Aspire Pru New boiler	0	43,950	0	0	0	43,950
				Rawmarsh Thorogate New bolier	478	0	0	0	0	478
				R'hillFenc,Drainage,SportsHall	91,596	0	0	0	0	91,596
				Todwick Pri Fencing	6,977	0	0	0	0	6,977
				Wales Primary Fire Safety imps	15,000	0	0	0	0	15,000
				Wales Priy Sch - Fence car par	9,200	0	0	0	0	9,200
				Sub-Service Total	**560,474**	**608,940**	**300,000**	**253,030**	**150,000**	**1,872,444**
			Schools - Prims - Major	Waverley Jnr Primary Sch Ph II	1,872,195	654,382	0	0	0	2,526,577
				Waverley New Primary School	39,765	0	0	0	0	39,765
				Sub-Service Total	**1,911,960**	**654,382**	**0**	**0**	**0**	**2,566,342**
			Schools - Secs - Major	Brinsworth Acd- add places	0	1,686,731	0	0	0	1,686,731
				Maltby Academy-Contrib	37,388	0	0	0	0	37,388
				Secondary BUDGET UNALLOC	0	3,770,778	1,000,000	1,000,000	1,000,000	6,770,778
				Sub-Service Total	**37,388**	**5,457,509**	**1,000,000**	**1,000,000**	**1,000,000**	**8,494,897**
			Schools - Spcls - Major	SEND PH III Dinnington Adaptat	3,414	0	0	0	0	3,414
				SEND Ph IV - Brin Acad Res Cen	0	399,850	0	0	0	399,850
				SEND Ph IV - Dinn Sec Res Cen	0	399,850	0	0	0	399,850
				SEND Ph IV - Maltby Res Cen	316,440	0	0	0	0	316,440
				SEND Ph IV - Resource Centres	0	456,324	0	0	0	456,324
				SEND Ph IV - St Pius Res Cen	0	386,760	0	0	0	386,760
				SEND Ph IV - Thurcroft Res Cen	217,928	0	0	0	0	217,928
				SEND Ph IV - Wales Res Cen	0	404,763	0	0	0	404,763
				SEND Ph IV - W'hill Res Cen	386,760	0	0	0	0	386,760
				SEND Ph IV- Mainstream Sch Acc	532,277	961,000	0	0	0	1,493,277
				SEND Ph IV Newman Lower School	0	2,516,000	0	0	0	2,516,000
				SEND Ph IV- Special Sch Acc	444,000	449,779	0	0	0	893,779
				SEND Ph IV -Whitehall Res Cen	151,296	0	0	0	0	151,296
				SNED Ph III Newman Upper Schoo	72,144	0	0	0	0	72,144
				Special BUDGET UNALLOC	0	2,140,095	2,000,000	2,000,000	2,000,000	8,140,095
				Sub-Service Total	**2,124,259**	**8,114,421**	**2,000,000**	**2,000,000**	**2,000,000**	**16,238,680**
			Schools PFI Life Cycle Program	Schools PFI Life Cycle Program	0	5,242,137	2,270,000	2,270,000	2,270,000	12,052,137
				Sub-Service Total	**0**	**5,242,137**	**2,270,000**	**2,270,000**	**2,270,000**	**12,052,137**
			Service Area Total		**4,634,081**	**20,077,389**	**5,570,000**	**5,523,030**	**5,420,000**	**41,224,500**
		Service Total			**7,569,519**	**21,861,474**	**6,210,000**	**6,520,090**	**6,060,000**	**48,221,083**
	DFC	DFC - RMBC	DFC - RMBC all	DFCG Unallocated	176,645	150,000	150,000	549,667	150,000	1,176,312
				Sub-Service Total	**176,645**	**150,000**	**150,000**	**549,667**	**150,000**	**1,176,312**
			Service Area Total		**176,645**	**150,000**	**150,000**	**549,667**	**150,000**	**1,176,312**
		Service Total			**176,645**	**150,000**	**150,000**	**549,667**	**150,000**	**1,176,312**
	Directorate Total				**7,746,164**	**22,011,474**	**6,360,000**	**7,069,757**	**6,210,000**	**49,397,395**
Finance & Customer Services	Bereavement Services	Bereavement Services	Bereavement Services	Bereavement Services Invest'nt	8,255	0	0	0	0	8,255
				Independent Expert Review	20,000	0	0	0	0	20,000
				Install Benches Various sites	10,000	0	0	0	0	10,000
				Maltby Cemetery Lychgate	4,867	0	0	0	0	4,867
				R'marsh Gr'brough Ln Cem Fence	10,587	0	0	0	0	10,587
				R'marsh High St Ln Cem Fence	5,937	0	0	0	0	5,937
				Sub-Service Total	**59,646**	**0**	**0**	**0**	**0**	**59,646**

Capital Programme General Fund 2024/25 to 2028/29

Directorate	Service	Service Area	Sub Service	Project	Current Year Budget (£)	2025/26 Budget (£)	2026/27 Budget (£)	2027/28 Budget (£)	2028/29 Budget (£)	Total Project Budget (£)
			Service Area Total		**59,646**	**0**	**0**	**0**	**0**	**59,646**
		Service Total			**59,646**	**0**	**0**	**0**	**0**	**59,646**
	F&CS (DUMMY)	F&CS	F&CS - REFCUS	Capital Inflation Contingency	0	0	0	0	11,382,937	11,382,937
				Sub-Service Total	**0**	**0**	**0**	**0**	**11,382,937**	**11,382,937**
			Service Area Total		**0**	**0**	**0**	**0**	**11,382,937**	**11,382,937**
		Service Total			**0**	**0**	**0**	**0**	**11,382,937**	**11,382,937**
	ICT	ICT 2	ICT 2	Archives & Studies D'tal Upgra	22,000	0	0	0	0	22,000
				Comm Safe&SS-Cust &DigitalPlan	70,000	675,000	0	0	0	745,000
				Education System Replacement	0	1,140,000	645,000	0	0	1,785,000
				Finl Systms Upgrdes-ICT2	341,208	1,550,000	750,000	0	0	2,641,208
				Fleet of MFD printers	45,000	54,635	0	76,500	0	176,135
				HR System Replacement	0	0	0	500,000	1,000,000	1,500,000
				HR System Upgrades-ICT2	282,206	0	0	0	0	282,206
				Sub-Service Total	**760,414**	**3,419,635**	**1,395,000**	**576,500**	**1,000,000**	**7,151,549**
			Service Area Total		**760,414**	**3,419,635**	**1,395,000**	**576,500**	**1,000,000**	**7,151,549**
		ICT Refresh	ICT Refresh	Computer Refresh	1,150,000	1,518,119	910,000	910,000	910,000	5,398,119
				EDRMS Roll Out	40,000	45,000	0	0	0	85,000
				Hybrid Cloud Computing	0	1,808,951	0	0	0	1,808,951
				ICT Digital Strategy	398,303	1,101,697	800,000	1,296,344	700,000	4,296,344
				Libraries Network	600	140,245	0	0	0	140,845
				Network Equipment Refresh Proj	720,000	568,412	448,692	630,000	630,000	2,997,104
				Replacement of server equip	9,000	943,105	950,000	650,000	650,000	3,202,105
				Sub-Service Total	**2,317,903**	**6,125,529**	**3,108,692**	**3,486,344**	**2,890,000**	**17,928,468**
			Service Area Total		**2,317,903**	**6,125,529**	**3,108,692**	**3,486,344**	**2,890,000**	**17,928,468**
		Service Total			**3,078,317**	**9,545,164**	**4,503,692**	**4,062,844**	**3,890,000**	**25,080,017**
	Property & Facilities	Corp Property Unit	Corporate Property Cap Proj	AllSaintsChurchPathways	34,725	0	0	0	0	34,725
				Aston JSC Air Conditioning	194,000	0	0	0	0	194,000
				Bailey House Condition+	59,028	0	0	0	0	59,028
				Bailey Hse Extnl Works &Lights	267,418	0	0	0	0	267,418
				Barbers Avenue Security Works	5,490	0	0	0	0	5,490
				Barbot Hall Ind	2,500	0	0	0	0	2,500
				BarbotHallIndEst-Cliff face	50,345	0	0	0	0	50,345
				Building Decarbonisation	5,138,617	4,200,000	0	0	0	9,338,617
				C' Theatre LED StageLighting R	0	64,000	0	0	0	64,000
				C.Theatre - Flat Roof Repairs	195,000	0	0	0	0	195,000
				ChathamVillas1,2,3-W'dows/Roof	138,552	0	0	0	0	138,552
				CliftonParkMuseum-BuildWork	56,499	0	0	0	0	56,499
				CliftonParkMuseum-FireAlarm	72,225	0	0	0	0	72,225
				CliftonParkMuseum-Replace Hsys	30,000	0	0	0	0	30,000
				Commercial Property Cap	406,677	75,000	75,000	75,000	75,000	706,677
				Community Facilities	0	300,000	300,000	0	0	600,000
				Conway Crescent (Canopy)	3,979	0	0	0	0	3,979
				Corp Landlord Furn. Replacem.	89,765	0	0	0	0	89,765
				Cranworth Hse Structural Works	0	49,311	0	0	0	49,311
				Crowden - OutdoorStorageR'ment	97,587	0	0	0	0	97,587
				Customer Digitalisation - AM	81,960	0	0	0	0	81,960
				Davies Court - Kitchenettes	76,656	0	0	0	0	76,656
				Davies Court Fire Alarm	60,000	0	0	0	0	60,000
				Davies Court New Curtains	60,000	0	0	0	0	60,000
				Demo of units 86-102 Wellgate	397,545	0	0	0	0	397,545
				Electric Vehicle Charge Infras	250,000	1,040,000	0	0	0	1,290,000
				ElecVeh ChargingInfraExpansion	748,574	162,912	0	0	0	911,486

Capital Programme General Fund 2024/25 to 2028/29

Directorate	Service	Service Area	Sub Service	Project	Current Year Budget (£)	2025/26 Budget (£)	2026/27 Budget (£)	2027/28 Budget (£)	2028/29 Budget (£)	Total Project Budget (£)
				Energy Saving Measure (B)	0	205,201	0	0	0	205,201
				Eric Manns New Boiler	80,000	0	0	0	0	80,000
				Hellaby depot floor décor &oil	64,687	0	0	0	0	64,687
				Kimberworth The Place Air cond	118,491	0	0	0	0	118,491
				Kiveton Park CCTV	8,000	0	0	0	0	8,000
				Kiveton Pk Security DepotWorks	40,000	0	0	0	0	40,000
				LA Energy Saving Measures-(A)	82,044	0	0	0	0	82,044
				Lord Hardy Court - Windows	319,707	0	0	0	0	319,707
				Miscellaneous Minor Works	250,000	0	0	0	0	250,000
				Moorgate Crofts- Roof Repairs	346,528	0	0	0	0	346,528
				MowbrayGarden Library Openplus	3,000	0	0	0	0	3,000
				Munsbro DO - Fire Alarm/Roof	885	0	0	0	0	885
				Oaks Day Centre Demo	3,800	0	0	0	0	3,800
				Oaks Lane Depot Security	32,000	0	0	0	0	32,000
				Ops Buildings Cap Inv	1,473,091	210,000	2,010,000	2,010,000	2,010,000	7,713,091
				Rawmarsh FireDoors	5,730	0	0	0	0	5,730
				Renewable Energy Proof of Conc	31	970,470	0	0	0	970,501
				Riverside Replacement of UPS	17,419	0	0	0	0	17,419
				Rockingham PDC FireAlarm	3,596	0	0	0	0	3,596
				Rother Valley - Toilet Upgrade	85,984	0	0	0	0	85,984
				RsideHouse Furniture Replacemt	11,239	0	0	0	0	11,239
				R'sideHouse-Fire Stopping	119,231	0	0	0	0	119,231
				RsideHse-FM200GasSupCanisters	18,000	0	0	0	0	18,000
				RVCP - CCTV Cameras	24,428	0	0	0	0	24,428
				RVCP - Replacement Windows	5,382	0	0	0	0	5,382
				Signage	25,313	0	0	0	0	25,313
				StHelensTreetonChurchyard-Path	34,000	0	0	0	0	34,000
				StLeonardChurch Din-Bound Wall	24,373	0	0	0	0	24,373
				Strategic Acquisitions Fund	1,416,421	1,000,000	1,000,000	0	0	3,416,421
				Swinton Community Centre Roof	40,784	0	0	0	0	40,784
				Swinton TC Development	7,626	0	0	0	0	7,626
				Townhall replacement projector	21,586	0	0	0	0	21,586
				Vic Park-Drainage	50,000	0	0	0	0	50,000
				Walesw'd C'vanPark ReplaceDoor	6,464	0	0	0	0	6,464
				Walesw'd C'vanPitch Repairs	33,289	0	0	0	0	33,289
				WaleswoodCvanPark - subsidence	79,012	0	0	0	0	79,012
				Waverley Medical Centre	3,720,780	0	0	0	0	3,720,780
				Wellgate Retaining Wall	124,337	0	0	0	0	124,337
				WIFICorpLandlordBldgs-wiring	4,486	0	0	0	0	4,486
				Sub-Service Total	**17,218,886**	**8,276,894**	**3,385,000**	**2,085,000**	**2,085,000**	**33,050,780**
			Service Area Total		**17,218,886**	**8,276,894**	**3,385,000**	**2,085,000**	**2,085,000**	**33,050,780**
		Service Total			**17,218,886**	**8,276,894**	**3,385,000**	**2,085,000**	**2,085,000**	**33,050,780**
	Directorate Total				**20,356,849**	**17,822,058**	**7,888,692**	**6,147,844**	**17,357,937**	**69,573,380**
Regeneration & Environment	Community Safety &Street Scene	Comm Safety Resilience & EP	Comm Safety Resilience & EP	CCTV Upgrade&EnhanceCapabilty	105,594	0	0	0	0	105,594
				Rural Fly Tipping measures	11,372	0	0	0	0	11,372
				Sub-Service Total	**116,966**	**0**	**0**	**0**	**0**	**116,966**
			Service Area Total		**116,966**	**0**	**0**	**0**	**0**	**116,966**
		Network Management	Drainage	Catcliffe Pumping Station	630,736	0	0	0	0	630,736
				Culverts Renewal Programme	64,282	0	0	0	0	64,282
				Highway Drainage Repairs	300,000	300,000	300,000	300,000	0	1,200,000
				Minor Works Schemes - Drainage	13,024	0	0	0	0	13,024

Capital Programme General Fund 2024/25 to 2028/29

Directorate	Service	Service Area	Sub Service	Project	Current Year Budget (£)	2025/26 Budget (£)	2026/27 Budget (£)	2027/28 Budget (£)	2028/29 Budget (£)	Total Project Budget (£)
				Parkgate & Rawmarsh FAS	1,615,478	0	0	0	0	1,615,478
				Roth Ren. and Kilnhurst FAS	459,533	0	0	0	0	459,533
				Unallocated Flood Alleviation	289,999	8,550,000	2,100,000	1,150,000	4,000,000	16,089,999
				Whiston FAS	597,165	0	0	0	0	597,165
				Sub-Service Total	**3,970,217**	**8,850,000**	**2,400,000**	**1,450,000**	**4,000,000**	**20,670,217**
			Highways Delivery	2020-2024 RoadsProgramme £24m	4,624,592	3,000,000	3,000,000	3,000,000	0	13,624,592
				Additional Pothole Funding	687,993	0	0	0	0	687,993
				Cap Rights of way	46,059	34,000	34,000	34,000	34,000	182,059
				Capitalisation Carriageways	547,244	500,000	500,000	500,000	500,000	2,547,244
				DfT LTP CarriagewayResurfacing	4,160,757	3,342,800	0	0	0	7,503,557
				DFT Pothole Grant	396,542	0	0	0	0	396,542
				Multi Hog Works	304,322	300,000	300,000	300,000	300,000	1,504,322
				Network North Fund	1,161,992	0	0	0	0	1,161,992
				Pavement Improvements	1,200,000	1,200,000	1,200,000	1,200,000	0	4,800,000
				Pothole Funding 21/22	221,850	0	0	0	0	221,850
				Sub-Service Total	**13,351,351**	**8,376,800**	**5,034,000**	**5,034,000**	**834,000**	**32,630,151**
			Parking Services	Wellgate Cpark Ret. Wall	34,260	0	0	0	0	34,260
				Sub-Service Total	**34,260**	**0**	**0**	**0**	**0**	**34,260**
			Street Lighting	Cap benches signs bollards	81,327	75,000	75,000	75,000	75,000	381,327
				Capitalisation Lighting	720,952	920,000	150,000	150,000	150,000	2,090,952
				Replace Obsolete Strt Lighting	45,353	40,000	40,000	40,000	40,000	205,353
				St Lighting LTP 15/16 - 19/20	241,484	230,800	0	0	0	472,284
				Sub-Service Total	**1,089,116**	**1,265,800**	**265,000**	**265,000**	**265,000**	**3,149,916**
			Service Area Total		**18,444,944**	**18,492,600**	**7,699,000**	**6,749,000**	**5,099,000**	**56,484,544**
		Regulation & Enforcement	Regulation & Enforcement	Carhill Landfill Site	45,000	0	0	0	0	45,000
				Sub-Service Total	**45,000**	**0**	**0**	**0**	**0**	**45,000**
			Service Area Total		**45,000**	**0**	**0**	**0**	**0**	**45,000**
		Street Scene Services	Community Delivery	Addit'nal ZonalCleansingVehs	210,000	0	0	0	0	210,000
				Cap damaged litter bins	109,600	85,600	85,600	85,600	85,600	452,000
				Equipment & Bins	4,224	0	0	0	0	4,224
				Handheld Equip Grounds M'ten	6,892	0	0	0	0	6,892
				Plant Equipment Refresh G&S	1,365,567	375,000	0	0	0	1,740,567
				Street Scene - Zonal Working	114,750	0	0	0	0	114,750
				Street Scene Equip / Vehicles	171,178	0	0	0	0	171,178
				Sub-Service Total	**1,982,211**	**460,600**	**85,600**	**85,600**	**85,600**	**2,699,611**
			Corporate Transport	Fleet Asset Improvements	660,000	0	0	0	0	660,000
				Fleet Mgt System	30,309	18,000	0	0	0	48,309
				Fleet Mgt Vehicle Purchase	38,174	7,520,362	4,145,678	0	0	11,704,214
				Route Optimisation - ITS	78,300	11,700	11,700	11,700	11,700	125,100
				Sub-Service Total	**806,783**	**7,550,062**	**4,157,378**	**11,700**	**11,700**	**12,537,623**
			Waste Management	Bins	558,145	375,000	375,000	375,000	375,000	2,058,145
				H'hold Waste Rec Cents-Valves	13,686	0	0	0	0	13,686
				HWRCs	250,000	100,000	829,533	0	0	1,179,533
				Narrow Access Vehicles Waste	326,298	0	0	0	0	326,298
				Sub-Service Total	**1,148,129**	**475,000**	**1,204,533**	**375,000**	**375,000**	**3,577,662**
			Service Area Total		**3,937,123**	**8,485,662**	**5,447,511**	**472,300**	**472,300**	**18,814,896**
		Service Total			**22,544,033**	**26,978,262**	**13,146,511**	**7,221,300**	**5,571,300**	**75,461,406**
	Culture, Sport & Tourism	Creative Prog and Engagement	Green Spaces	Ash Dieback Mitigation - Trees	80,000	420,000	500,000	0	0	1,000,000
				Barkers Park Changing Rooms Re	0	9,779	0	0	0	9,779
				BoroughWide Tree Planting Prog	103,749	0	0	0	0	103,749
				Clifton Park Watersplash Repla	15,000	885,000	0	0	0	900,000

Capital Programme General Fund 2024/25 to 2028/29

Directorate	Service	Service Area	Sub Service	Project	Current Year Budget (£)	2025/26 Budget (£)	2026/27 Budget (£)	2027/28 Budget (£)	2028/29 Budget (£)	Total Project Budget (£)
				CliftonPark GardenBldg Bar-ITS	0	25,000	0	0	0	25,000
				Coronation Park Play Equip	32,471	0	0	0	0	32,471
				Country Parks Bun Code	0	96,000	0	0	0	96,000
				Green Spaces Bun Code	0	60,000	60,000	60,000	60,000	240,000
				Play Equip Replacement Prog	60,000	628,190	258,000	0	0	946,190
				RM&Casework-Parks & Green Sp	83,878	0	0	0	0	83,878
				RVCP Automated Parking	77,093	0	0	0	0	77,093
				RVCP Safety Boats	2,200	0	0	0	0	2,200
				Strathmore Gardens	10,605	0	0	0	0	10,605
				Thrybergh CP Paths Improvement	100,000	225,000	0	0	0	325,000
				Treeton St Helen Church Yard	632,569	0	0	0	0	632,569
				Ulley CP - Club House	50,000	191,319	0	0	0	241,319
				Sub-Service Total	**1,247,565**	**2,540,288**	**818,000**	**60,000**	**60,000**	**4,725,853**
			Heritage Services	Keppel's Column Preservation	10,000	0	0	0	0	10,000
				Waterloo Kiln Preservation	228,189	0	0	0	0	228,189
				Sub-Service Total	**238,189**	**0**	**0**	**0**	**0**	**238,189**
			Service Area Total		**1,485,754**	**2,540,288**	**818,000**	**60,000**	**60,000**	**4,964,042**
		Ops and Business Transformatio	Libraries	Lib&NeighHub-Kiveton Park Lib	0	1,281	0	0	0	1,281
				Lib&NeighHub-Mowbray Lib	0	1,035	0	0	0	1,035
				Lib&NeighHub-Swinton Lib	4,886	10,716	0	0	0	15,602
				Lib&NeighHub-ThorpeHesley Lib	0	118,915	0	0	0	118,915
				Lib&NeighHub-Thurcroft Lib	0	13,612	0	0	0	13,612
				Lib&NeighHub-Wath Lib&NeighHub	0	4,299	0	0	0	4,299
				Sub-Service Total	**4,886**	**149,858**	**0**	**0**	**0**	**154,744**
			Service Area Total		**4,886**	**149,858**	**0**	**0**	**0**	**154,744**
		Projects and Partnerships	Leisure and Sport	Leisure PFI lifecycle	811,080	500,000	500,000	500,000	500,000	2,811,080
				Sub-Service Total	**811,080**	**500,000**	**500,000**	**500,000**	**500,000**	**2,811,080**
			Service Area Total		**811,080**	**500,000**	**500,000**	**500,000**	**500,000**	**2,811,080**
		Service Total			**2,301,720**	**3,190,146**	**1,318,000**	**560,000**	**560,000**	**7,929,866**
	Planning, Regen & Transport	Changing Places Fund	Changing Places Fund	Clifton Park Museum CPF	49,332	0	0	0	0	49,332
				Gullivers Valley CPF	1,359	0	0	0	0	1,359
				Magna CPF	6,225	0	0	0	0	6,225
				RUFC CPF	8,333	0	0	0	0	8,333
				RVCP CPF	57,650	0	0	0	0	57,650
				Thrybergh CP CPF	57,635	0	0	0	0	57,635
				Sub-Service Total	**180,534**	**0**	**0**	**0**	**0**	**180,534**
			Service Area Total		**180,534**	**0**	**0**	**0**	**0**	**180,534**
		RIDO	Business Growth	Business Centre Upgrades	0	577,000	322,000	0	0	899,000
				Century 1 - Roof Replacement	600,000	0	0	0	0	600,000
				Rural Business Support	205,711	0	0	0	0	205,711
				Supporting Business Centres	200,000	0	0	0	0	200,000
				Sub-Service Total	**1,005,711**	**577,000**	**322,000**	**0**	**0**	**1,904,711**
			Inv & Economic Initiatives	Acq. of Riverside Precinct	1,768	0	0	0	0	1,768
				Bassingthorpe Farm	328,993	250,000	0	0	0	578,993
				Bassingthorpe Farm Land Acq	489,816	0	0	0	0	489,816
				Forge Island Flood Defence	464,875	0	0	0	0	464,875
				HEHub&Rain - Aqu and Demo	88,402	0	0	0	0	88,402
				Pithouse West Investigations	11,117	0	0	0	0	11,117
				Public Realm Effingham Street	0	345,522	0	0	0	345,522
				RhamMarkets Redev (incCommHub)	12,585,201	18,298,538	6,009,415	0	0	36,893,154

Capital Programme General Fund 2024/25 to 2028/29

Directorate	Service	Service Area	Sub Service	Project	Current Year Budget (£)	2025/26 Budget (£)	2026/27 Budget (£)	2027/28 Budget (£)	2028/29 Budget (£)	Total Project Budget (£)
				Riverside Gardens	580,000	7,845,749	0	0	0	8,425,749
				R'sidePrec't&Chantry Bldg Demo	1,363	0	0	0	0	1,363
				Swinton Library Demo	73,100	0	0	0	0	73,100
				Town Centre Investment	483,849	0	0	0	0	483,849
				Town Centre Masterplan Imp	4,774	0	0	0	0	4,774
				Sub-Service Total	**15,113,258**	**26,739,809**	**6,009,415**	**0**	**0**	**47,862,482**
			RIDO	Corporation St Ph 2	613,348	4,999,999	0	0	0	5,613,347
				Corporation Street	38,559	1,545,366	0	0	0	1,583,925
				Dinnington RG	1,300,000	6,754,495	3,729,236	0	0	11,783,731
				Eldon Road Play Area	153,880	0	0	0	0	153,880
				Forge Island Comm Dev	8,096,497	0	0	0	0	8,096,497
				Gullivers Skills Village	240,007	0	0	0	0	240,007
				Magna	50	0	0	0	0	50
				Mainline Station	1,922,815	8,375,230	0	0	0	10,298,045
				Matlby Academy	802,830	0	0	0	0	802,830
				Osoldo	188,926	1,676,061	2,294,431	0	0	4,159,418
				Riverside Acquisitions	26,523	1,093,854	0	0	0	1,120,377
				RotherValley CP	2,339,182	6,515,016	0	0	0	8,854,198
				Snail Yard	300,000	322,786	0	0	0	622,786
				Templeborough	570,886	4,894,636	80,052	0	0	5,545,574
				Thrybergh CP	6,500	783,373	0	0	0	789,873
				Unallocated Levelling Up	3,373	0	0	0	0	3,373
				Water Lane Public Realm	3,422,851	2,242,878	0	0	0	5,665,729
				Wath RG	438,489	5,366,914	4,107,571	0	0	9,912,974
				Wentworth Woodhouse	2,631,431	0	0	0	0	2,631,431
				Sub-Service Total	**23,096,147**	**44,570,608**	**10,211,290**	**0**	**0**	**77,878,045**
			Service Area Total		**39,215,116**	**71,887,417**	**16,542,705**	**0**	**0**	**127,645,238**
		Towns & Villages Fund	Towns & Villages Fund	Aston/Todwick	114,893	0	0	0	0	114,893
				Aughton & Swallownest	1,806	0	0	0	0	1,806
				Boston Castle - Wellgate	51,691	0	0	0	0	51,691
				Brinsworth Lane	89,084	0	0	0	0	89,084
				Greasbrough Green Link	781	0	0	0	0	781
				Keppel	71,775	0	0	0	0	71,775
				Kilnurst/Swinton East	60,936	0	0	0	0	60,936
				Maltby East	100,000	709,373	0	0	0	809,373
				Our Places Fund	500,000	1,500,000	0	0	0	2,000,000
				Rawmarsh East	26,139	0	0	0	0	26,139
				Rother Vale	91,893	0	0	0	0	91,893
				Rotherham East	148,446	0	0	0	0	148,446
				Sitwell -Whiston Village Green	143,334	0	0	0	0	143,334
				Thurcroft& Wickersley West	1,194	0	0	0	0	1,194
				Towns & Villages Fund Unall	146,933	0	0	0	0	146,933
				Wales	78,118	0	0	0	0	78,118
				Wickersley North	31,832	0	0	0	0	31,832
				Sub-Service Total	**1,658,855**	**2,209,373**	**0**	**0**	**0**	**3,868,228**
			Service Area Total		**1,658,855**	**2,209,373**	**0**	**0**	**0**	**3,868,228**
		Transportation & Highways	Bridges	Centenary Viaduct Strenghening	1,195,099	0	0	0	0	1,195,099
				Eastwood Bridge	250,000	0	0	0	0	250,000
				Manvers Way Footbridge	477	0	0	0	0	477
				Old Flatts Bridge	50,000	920,710	0	0	0	970,710
				Packman Road	808,641	0	0	0	0	808,641

Capital Programme General Fund 2024/25 to 2028/29

Directorate	Service	Service Area	Sub Service	Project	Current Year Budget (£)	2025/26 Budget (£)	2026/27 Budget (£)	2027/28 Budget (£)	2028/29 Budget (£)	Total Project Budget (£)
				Steadfolds Lane Retaining Wall	190,958	0	0	0	0	190,958
				Structures Capital Programme	300,000	1,009,403	0	0	0	1,309,403
				West Bawtry Road Embankment	261,618	0	0	0	0	261,618
				Sub-Service Total	**3,056,793**	**1,930,113**	**0**	**0**	**0**	**4,986,906**
			Connectivity	A6109 Meadowbank Rd pedxing	4,349	0	0	0	0	4,349
				A629WrtlyRd Grt Prk Rd Pedxing	210,277	0	0	0	0	210,277
				Cortonwood Pedestrian Crossing	224,193	0	0	0	0	224,193
				Morthen Rd Nrthfld Ln Ped xngs	5,000	189,464	0	0	0	194,464
				Swallownest PedestrianCrossing	418,401	0	0	0	0	418,401
				Traffic Management Act Part 6	155,000	198,295	0	0	0	353,295
				Wath Road Brampton Crossing	20,000	205,000	0	0	0	225,000
				Sub-Service Total	**1,037,220**	**592,759**	**0**	**0**	**0**	**1,629,979**
			CRSTS Local block funded	Collision Investigation & Surv	3,627	174,222	0	0	0	177,849
				LNRS Bun Code	86,913	0	0	0	0	86,913
				LNRS1 - 009D GREASBROUGH	50,000	108,853	0	0	0	158,853
				LNRS1 - BRAMLEY 022A	15,000	90,368	0	0	0	105,368
				LNRS1 - BROOM VALLEY 023A	7,000	110,532	0	0	0	117,532
				LNRS1 - CORTONWOOD 001B	18,000	57,428	0	0	0	75,428
				LNRS1 - HARTHILL & T SALVIN 03	30,000	72,148	0	0	0	102,148
				LNRS1 - HIGHTHORNE RD KILNHURS	89,000	10,262	0	0	0	99,262
				LNRS1 - MALTBY CTR 020E	45,000	62,314	0	0	0	107,314
				LNRS1 - SWINTON 003F	90,491	0	0	0	0	90,491
				LNRS1 - WICKERSLEY WOOD 022B	118,749	0	0	0	0	118,749
				LNRS1 - WOODSETTS 032F	25,000	86,142	0	0	0	111,142
				LNRS1 -KILNHURST RD RMARSH 006	20,000	74,344	0	0	0	94,344
				LNRS1 -MASBORO & BRADGATE 016C	15,000	98,571	0	0	0	113,571
				LNRS2 BRINSWORTH	200	7,600	0	0	0	7,800
				LNRS2 ASTON & TODWICK	120,000	0	0	0	0	120,000
				LNRS2 AUGHTON & SWALLOWNEST	9,487	0	0	0	0	9,487
				LNRS2 DALTON & THRYBERGH	6,850	0	0	0	0	6,850
				LNRS2 DINNINGTON	6,850	0	0	0	0	6,850
				LNRS2 KEPPEL	17,700	0	0	0	0	17,700
				LNRS2 RAWMARSH WEST	6,800	0	0	0	0	6,800
				LNRS2 ROTHER VALE	120,000	0	0	0	0	120,000
				LNRS2 ROTHERHAM EAST	1,800	15,900	0	0	0	17,700
				LNRS2 SITWELL	500	6,350	0	0	0	6,850
				LNRS2 WICKERSLEY NORTH	17,700	0	0	0	0	17,700
				Minor Works - Signing	8,033	0	0	0	0	8,033
				Minor Worls - Lining	27,961	0	0	0	0	27,961
				Operational Activity BUN	6,038	0	0	0	0	6,038
				Scheme Development	30,000	115,098	0	0	0	145,098
				Sub-Service Total	**993,699**	**1,090,132**	**0**	**0**	**0**	**2,083,831**
			Legacy Projects	A6123 GreatEasternWay pedxing	0	23,386	0	0	0	23,386
				Bus Service Improvements	50,000	281,000	0	0	0	331,000
				Canklow Rotherway metering	0	2,064	0	0	0	2,064
				College Road NPIF	12,257	0	0	0	0	12,257
				Fenton Rd Shared Cycle Footway	4,070	0	0	0	0	4,070
				Green Arbour Rd Laughton Com R	14,245	0	0	0	0	14,245
				Neighbourhoods Road Safety Mea	2,097	0	0	0	0	2,097
				Sub-Service Total	**82,669**	**306,450**	**0**	**0**	**0**	**389,119**
			Local Safety Schemes	Small Intervention Schemes	166,000	235,998	0	0	0	401,998
				Sub-Service Total	**166,000**	**235,998**	**0**	**0**	**0**	**401,998**

Capital Programme General Fund 2024/25 to 2028/29

Directorate	Service	Service Area	Sub Service	Project	Current Year Budget (£)	2025/26 Budget (£)	2026/27 Budget (£)	2027/28 Budget (£)	2028/29 Budget (£)	Total Project Budget (£)
			Major Schemes	A6022 Swinton to Doncaster	20,000	728,820	0	0	0	748,820
				CAZ - Bellows Road	0	147,829	0	0	0	147,829
				Clean Air Zones Elec Chrg Pts	0	939,742	0	0	0	939,742
				CRSTS Broom Wickersley Corrido	350,000	1,130,691	0	0	0	1,480,691
				CRSTS Fitzwilliam Corridor	850,000	1,350,946	0	0	0	2,200,946
				Greasbrough The Whins	0	185,876	0	0	0	185,876
				Ickles Roundabout improvement	50,000	1,000,000	0	0	0	1,050,000
				O0047 Broom Road AT	200,000	380,181	0	0	0	580,181
				T0004 A6178(PT) - Sheffield Rd	3,091,842	899,538	0	0	0	3,991,380
				T0005 A631 aka Maltby Bus Corr	884,972	0	0	0	0	884,972
				T0022 Manvers Way	43,910	0	0	0	0	43,910
				Traff Signal renewal Prog	345,128	500,000	0	0	0	845,128
				Traffic Signal Refurb Prog	594,270	0	0	0	0	594,270
				Sub-Service Total	**6,430,122**	**7,263,623**	**0**	**0**	**0**	**13,693,745**
			Network Management	Mushroom Roundabout	28,000	0	0	0	0	28,000
				Unallocated Network Man	0	400,000	0	0	0	400,000
				Sub-Service Total	**28,000**	**400,000**	**0**	**0**	**0**	**428,000**
			Service Area Total		**11,794,503**	**11,819,075**	**0**	**0**	**0**	**23,613,578**
		Service Total			**52,849,008**	**85,915,865**	**16,542,705**	**0**	**0**	**155,307,578**
	Directorate Total				**77,694,761**	**116,084,273**	**31,007,216**	**7,781,300**	**6,131,300**	**238,698,850**
General Fund Total					**115,135,203**	**169,050,476**	**50,989,488**	**30,777,537**	**35,996,557**	**401,949,261**

Capital Programme HRA 2024/25 to 2028/29

Directorate	Current Year Budget (£)	2025/26 Budget (£)	2026/27 Budget (£)	2027/28 Budget (£)	2028/29 Budget (£)	Total Project Budget (£)
HRA	57,283,057	72,942,122	67,435,745	49,153,186	101,374,892	348,189,002
Total	**57,283,057**	**72,942,122**	**67,435,745**	**49,153,186**	**101,374,892**	**348,189,002**

Funding:

Funding Stream	Current Year Budget	2025/26 Budget	2026/27 Budget	2027/28 Budget	2028/29 Budget	Total Project Budget
3) Capital Receipts HRA	13,541,388	3,959,676	5,571,994	3,208,219	17,624,798	43,906,075
4) Grants and Contributions	3,779,222	4,958,805	2,639,970	816,312	24,764,618	36,958,927
5) Housing Major Repairs Allow	24,949,557	36,908,952	25,255,962	27,803,485	28,669,155	143,587,111
6) Revenue Contributions	5,970,000	9,658,000	8,000,000	6,000,000	6,000,000	35,628,000
8) Unsupported Borrowing-S	9,042,890	17,456,689	25,967,819	11,325,170	24,316,321	88,108,889
Total	**57,283,057**	**72,942,122**	**67,435,745**	**49,153,186**	**101,374,892**	**348,189,002**

Capital Programme HRA 2024/25 to 2028/29

Directorate	Service	Service Area	Sub Service	Project	Current Year Budget (£)	2025/26 Budget (£)	2026/27 Budget (£)	2027/28 Budget (£)	2028/29 Budget (£)	Total Project Budget (£)
HRA	Neighbourhood Capital Programm	Fair Access to All	Aids and Adaptations (Public S	Adapts - LOT1 - Public Major	791,000	0	0	0	0	791,000
				Adapts - LOT1 - Public Minor	125,000	0	0	0	0	125,000
				Adapts - LOT2 - Public Major	773,000	0	0	0	0	773,000
				Adapts - LOT2 - Public Minor	143,000	0	0	0	0	143,000
				Adapts - OTHERS - Public Major	500,573	0	0	0	0	500,573
				Adapts Extensions PUBLICS	267,427	0	0	0	0	267,427
				Public Adaps Bud Unall	0	3,259,157	3,365,305	3,253,865	3,349,791	13,228,118
				Sub-Service Total	**2,600,000**	**3,259,157**	**3,365,305**	**3,253,865**	**3,349,791**	**15,828,118**
		Neighbourood Regeneration & Re	HRA Non Dwellings	HRA Play Areas	80,000	80,000	0	0	0	160,000
				Sub-Service Total	**80,000**	**80,000**	**0**	**0**	**0**	**160,000**
			Service Area Total		**2,680,000**	**3,339,157**	**3,365,305**	**3,253,865**	**3,349,791**	**15,988,118**
		Improving Council Housing & Ho	Asbestos	Asbestos-Testing & Removal	300,000	300,000	0	0	0	600,000
				Sub-Service Total	**300,000**	**300,000**	**0**	**0**	**0**	**600,000**
			District Heating	District Heating Conversions	300,000	310,000	0	0	0	610,000
				Sub-Service Total	**300,000**	**310,000**	**0**	**0**	**0**	**610,000**
			Electricals	Electricals	350,000	360,000	0	0	0	710,000
				Sub-Service Total	**350,000**	**360,000**	**0**	**0**	**0**	**710,000**
			Environmental Programme	Arcon Place Paths	5,072	0	0	0	0	5,072
				Barber Balk Road Kim Park Pat	50,500	0	0	0	0	50,500
				Environmental Bud Unall	578	800,000	0	0	0	800,578
				Fenton Way Greasbrough Path	34,017	0	0	0	0	34,017
				Fitzwilliam Square Fencing	47,000	0	0	0	0	47,000
				Guest Place Paths, bin stores	108,600	0	0	0	0	108,600
				Hurley Croft, Brampton Bierlow	12,500	0	0	0	0	12,500
				Lodge Way, Brinsworth	10,000	0	0	0	0	10,000
				Mekyll Close Parking Area	88	0	0	0	0	88
				Misc Enviro Projects (<£5k)	10,000	0	0	0	0	10,000
				Mowbray Gardens East Herr Pla	10,027	0	0	0	0	10,027
				Rosehill House Rawmarsh Car P	51,000	0	0	0	0	51,000
				Roughwood Way, Rockingham	25,000	0	0	0	0	25,000
				Sellars Road Kim Park Paths	105,000	0	0	0	0	105,000
				St Johns Green Princint	40,000	0	0	0	0	40,000
				St Marys and Ash View Paths	275,280	0	0	0	0	275,280
				West Vale Grove, Thrybergh	15,000	0	0	0	0	15,000
				Woodway etc Paths	338	0	0	0	0	338
				Sub-Service Total	**800,000**	**800,000**	**0**	**0**	**0**	**1,600,000**
			External Insulation	Thermal Improvments	550,000	1,300,000	0	0	0	1,850,000
				Sub-Service Total	**550,000**	**1,300,000**	**0**	**0**	**0**	**1,850,000**
			Garage Site Investment	Garages Investment	100,000	100,000	0	0	0	200,000
				Sub-Service Total	**100,000**	**100,000**	**0**	**0**	**0**	**200,000**
			General Structures	Capital Structural Work	1,000,000	1,020,000	0	0	0	2,020,000
				Sub-Service Total	**1,000,000**	**1,020,000**	**0**	**0**	**0**	**2,020,000**
			HRA support Properties	PW2C - 14 Greenwood Road	99,129	0	0	0	0	99,129
				PW2C - 18 Elliott Drive	106,922	0	0	0	0	106,922
				PW2C - 5 ALPHA ROAD	12,947	0	0	0	0	12,947
				PW2C - 8 Cawthorne Close	75,428	0	0	0	0	75,428
				PW2C 65 Park Road	83,739	0	0	0	0	83,739
				Sub-Service Total	**378,165**	**0**	**0**	**0**	**0**	**378,165**
			IHMS (IT System)	ICT Hardware & Software	489,557	500,000	1,051,657	1,084,621	0	3,125,835
				Sub-Service Total	**489,557**	**500,000**	**1,051,657**	**1,084,621**	**0**	**3,125,835**
			Improving Council Housing	Improving Council Housing	154,750	3,328,543	24,090,000	24,800,000	26,080,000	78,453,293

Capital Programme HRA 2024/25 to 2028/29

Directorate	Service	Service Area	Sub Service	Project	Current Year Budget (£)	2025/26 Budget (£)	2026/27 Budget (£)	2027/28 Budget (£)	2028/29 Budget (£)	Total Project Budget (£)
				Sub-Service Total	**154,750**	**3,328,543**	**24,090,000**	**24,800,000**	**26,080,000**	**78,453,293**
			Major Voids Capital Prog	Lot 2 - Major Voids	2,700,000	2,136,000	0	0	0	4,836,000
				Mears - Major Voids	4,100,000	4,430,000	0	0	0	8,530,000
				Sub-Service Total	**6,800,000**	**6,566,000**	**0**	**0**	**0**	**13,366,000**
			Refurbishments	Catcliffe Flood Works	1,200,000	0	0	0	0	1,200,000
				Communal Walkways	69,000	0	0	0	0	69,000
				Communals	120,000	0	0	0	0	120,000
				Dalton Externals	2,390,000	0	0	0	0	2,390,000
				Damp & Mould Eradication Work	500,000	500,000	0	0	0	1,000,000
				Design & Appraisal	50,000	50,000	0	0	0	100,000
				East Herringthorpe Ext Ph 1	160,000	0	0	0	0	160,000
				Fire Doors Replacement	350,000	0	0	0	0	350,000
				Maltby Phase 2 Externals	927,000	0	0	0	0	927,000
				Mears - Internals	2,000,000	2,000,000	0	0	0	4,000,000
				Other Housing Capital Works	211,000	0	0	0	0	211,000
				Refurb Bud Unall	0	10,955,098	14,999,651	14,972,590	15,981,713	56,909,052
				Site Prelims	450,000	450,000	0	0	0	900,000
				SwinFitzw Concrete Structworks	1,800,000	0	0	0	0	1,800,000
				Thurcroft&Laughton Phse1	2,250,000	0	0	0	0	2,250,000
				Windows/Doors & Fire Doors	550,000	550,000	0	0	0	1,100,000
				Sub-Service Total	**13,027,000**	**14,505,098**	**14,999,651**	**14,972,590**	**15,981,713**	**73,486,052**
			Replacement of Central Heating	Lot 2 - Ad Hoc Boiler Repl'ts	2,350,000	2,480,000	0	0	0	4,830,000
				Lot 2 -Boilers Scheme 1	2,000,000	2,000,000	0	0	0	4,000,000
				Sub-Service Total	**4,350,000**	**4,480,000**	**0**	**0**	**0**	**8,830,000**
			Service Area Total		**28,599,472**	**33,569,641**	**40,141,308**	**40,857,211**	**42,061,713**	**185,229,345**
		New Housing Provision	New Growth New Build	Boswell Street	150,000	5,623,159	7,928,084	2,364,926	0	16,066,169
				Bushfield Road Site B	150,000	680,044	553,363	0	0	1,383,407
				Denman Road Site A	150,000	1,264,030	942,687	0	0	2,356,717
				Est Herrigthpe Small Sites	280,398	0	0	0	0	280,398
				Grayson Road Greasboro	118,505	1,906,733	1,371,155	0	0	3,396,393
				Occupation Road Broom	150,000	1,066,702	811,134	0	0	2,027,836
				Princess Street Site A	362,373	1,164,424	0	0	0	1,526,797
				Princess Street Site B	179,230	582,448	0	0	0	761,678
				Ship Inn Swinton	144,388	951,657	0	0	0	1,096,045
				Symonds Avenue Site A	150,000	264,873	276,582	0	0	691,455
				Symonds Avenue Site B	150,000	1,134,089	856,060	0	0	2,140,149
				Tenter Street Thornhill	104,816	3,149,697	2,199,798	0	0	5,454,311
				Thrybergh Small Sites	0	617,328	0	0	0	617,328
				Valley Drive Site C	150,000	586,762	491,174	0	0	1,227,936
				Warden Street Hsg Development	508,280	2,065,787	653,421	0	0	3,227,488
				Sub-Service Total	**2,747,990**	**21,057,733**	**16,083,458**	**2,364,926**	**0**	**42,254,107**
			Strategic Acquisitions	Beaumont Grange SA	1,275,641	0	0	0	0	1,275,641
				Brampton Vale SA	1,500,000	1,656,329	1,084,977	1,769,864	933,300	6,944,470
				Brecks Lane SA	2,475,280	0	0	0	0	2,475,280
				Development budgets unallocate	0	0	0	0	55,030,088	55,030,088
				Hillside Green	490,400	0	0	0	0	490,400
				Infirmary Road, Parkgate	1,584,550	0	0	0	0	1,584,550
				Kirkstead Gardens Strat Acq	543,364	0	0	0	0	543,364
				LAHF Acquisitions	2,936,000	0	0	0	0	2,936,000
				Laughton Gate 42 units	0	1,688,758	515,018	303,679	0	2,507,455
				Lodge Lane SA 15 units	1,718,474	0	0	0	0	1,718,474
				Market Acquisitions Phase 1	4,264,000	1,800,000	0	0	0	6,064,000

Appendix 4 Proposed Revenue Savings

Ref per template	Revenue Savings Proposals	2025/26 £'000	2026/27 £'000
Children and Young People's Services			
CYPS1	Review of support for Change Team (edge of care and therapeutic teams)	350	350
CYPS2	Maximising the use of children services grant funding	420	170
CYPS3	Maximising the centrally retained Early Years DSG funding	150	150
CYPS4	Integration of PAUSE activity into Early Help Services	100	100
CYPS5	Savings from previous years CSC staff changes	282	282
CYPS6	Review of commissioned contracts	70	70
Adult Care, Housing and Public Health			
ACH1	Fee uplifts and review of non-residential charging policy	600	600
Regeneration and Environment			
R&E1	Waste Service Route Optimisation	500	500
R&E2	Mitigation of pressures at Thrybergh Country Park	60	60
R&E3	Mitigation of pressures at Rother Valley Country Park	60	60
	Total Requirement	**2,592**	**2,342**

Budget Report Location	Appendix 4 Proposed Revenue Savings
Unique Reference:	CYPS1

Revenue Savings Plan		
Review of Support for Change Team (edge of care and therapeutic teams)		
Directorate:	Children & Young People Services	
Service Area:	Directorate Wide	
Director Responsible for Delivery:	Nicola Curley	
Cabinet Portfolio Holder:	Councillor Victoria Cusworth	
Head of Finance	Joshua Amahwe	
Financial Impact		
Financial Saving to be achieved	**2024/25 Perm**	£0
	2025/26 Perm	£350k

Details of Proposed Saving Plan

The 2024/25 net budget for the Support to Change service is £765k (net of grant funding income) and is made up of the following teams:

1. Edge of Care Team (£327k) - has offered structured direct support to young people and their families in crisis, to enable them to remain within their immediate or wider extended family and therefore help to reduce CIC numbers and the cost of placements.

2. Therapeutic team (£438k) – provides specialised therapeutic interventions and support to children in care, aimed at reducing placement breakdowns, supports retention in more cost-effective care settings and reduces the need for high-cost placements. The team also works to support the reunification of children with their birth families – thereby reducing time spent in care and associated costs.

3. Special Guardianship Orders (SGO) Support Team - which undertakes SGO assessments in respect to accessing support via the Adoption Support Form (ASF) and offers a range of support to SGO Carers, which includes training and group support.

The review of the Support for Change teams is one part of a range of interventions / investments as part of the wider Looked after Children Sufficiency Strategy. The Strategy seeks to deliver better outcomes for children in care by reducing the number of children in care settings through an 'invest to save' approach.

The review considered the present service model, alongside other services that are in operation i.e. Engage to avoid any duplication of service delivery to families. The clarity of the amended service offer will enable a more effective pathway to access services and a clear identity on the role of Support for Change moving forward which is responsive to need. As outlined, there will be a prioritisation on supporting children in care to maintain placements and avoid placement breakdowns. In addition, the service will support children in care returning safely to their birth families by working with children and young people and parents/family members. This will include supporting carers to build effective strategies and resilience in responding to young people's behaviours. This will have an impact on placement costs, both by maintaining placements and avoiding increased costs in placement moves, ceasing placements in a timely manner where the plan is for reunification and as a result free up internal placements to return children in care from out of area placements.

We will ensure that support to SGO carers remains in place and will finalise plans in respect to these following discussions with our Fostering Service and One Adoption South Yorkshire (OASY). This will enable us to create the capacity whilst making savings to deliver on the new service objectives.

Impact on Service Provision / Residents / Customers

It is envisaged that the review would have positive impacts on service provision and children and families as follows:

1. Early intervention work would be more coordinated and seamlessly delivered. Access to support would be quick and efficient, with the right support provided to children / families avoiding placement breakdown.
2. Support will be provided to enable children to return to their families where it is safe to do so. Interventions and support will be targeted at both parents and children and young people to enable reunification.
3. Common objectives and goals, ensuring that interventions provided are cohesive – where underlying issues are addressed at the same time.

Impact on staffing

The outcome of the review will lead to a change in the way the service is delivered to ensure that children and families receive an efficient and effective service.

This will require some restructure of the teams and roles within the service areas. RMBC policies and procedures will be followed to ensure profiles are redesigned, evaluated, and consulted on supported by HR.

Timeframe for delivery	
Please use the sections below to identify the key delivery milestones	
Staff consultation concluded in respect to proposed restructure and feedback on proposal given on the 21/01/25, New structure still proposed for implementation on the 28/04/25	28/04/2025.

Budget Report Location	Appendix 4 Proposed Revenue Savings
Unique Reference:	CYPS2

Revenue Savings Plan		
Maximising the use of children services grant funding		
Directorate:	Children & Young People Services	
Service Area:	Early Help	
Director Responsible for Delivery:	Nicola Curley	
Cabinet Portfolio Holder:	Councillor Victoria Cusworth	
Head of Finance	Joshua Amahwe	
Financial Impact		
Financial Saving to be achieved	**2025/26 Temp**	£250k
	2025/26 Perm	£170k
Details of Proposed Saving Plan		

The Government's 2024 autumn budget statement and the recent published local government finance policy statement (November 2024) provided confirmation of a number of CYPS grant funding streams beyond 31 March 2025. The confirmed funding in 2025/26 for the following programmes provides opportunities to drive value in how these funding are applied and to redirect funding to maximise the council's budget position:

1) Supporting Families (£170k savings): - The current SF funding allocation is £1.691m. This funding underpins the council's Early Help provision, which support families facing, multiple, interconnected problems, including poor school attendance, mental and physical health problems, involvement in crime and antisocial behaviour and children in need of help and protection. The programme has helped improve outcomes for families with multiple needs and to prevent high-cost statutory intervention.

   The SF grant will continue and be baselined from 2025/26 (based on 2024/25 grant levels). In addition, the payment by results (PBR) requirement will be removed - which means an element of the grant will no longer be aligned to the delivery of outcomes. The table below shows the uncommitted funding balance for 2025/26, after allowing for pay, NI costs increases and other commitments:

	2025/26 £m
RMBC Grant Allocation (based on 24/25)	1.691
Proposed budget Plan	-1.637
PBR contingency (no longer required)	0.116
Uncommitted SF grant funding	**0.170**

The proposal to baseline the SF funding from 2025/26 provides an opportunity for the funding to be optimised and for the uncommitted resources (£170k) to be released as permanent savings.

2) Family Hubs & Start for Life (£250k savings): - is a 3 year funded programme (ceasing in March 2025) aimed at improving outcomes for children, young people and families by improving access to services. Family hubs serve as a central point for families to access a range of support, including parental advice, mental health services, and childhood development resources. Whilst the Start for Life element of the programme focuses on the early days of a child's life, offering services like breastfeeding support, perinatal mental health care, and parenting guidance.

   The Council's family hub revenue grant allocation for 2024/25 is £1.139m, which mainly funds time limited transformation activities and delivery of the programme. See table below:

Budget plan	**2024/25 (£)**
Transformation Staff	526,845
Delivery (including staff costs)	546,748
Resources	23,676
System (licence costs)	40,500
Other costs	2,000
Total Revenue Costs	**1,139,769**

   The Government has committed (£69m) to continue the delivery of a network of Family Hubs beyond March 2025 (for one year only) – still awaiting LA allocations for 2025/26 and the grant terms & condition. It is anticipated that allocations for 25/26 would exceed ongoing programme commitments / costs (as existing staff costs / liabilities are not expected to continue beyond March 2025). Work has commenced to confirm the ongoing commitments / requirements for the programme in light of the funding announcements.

   The continuation of the family hub funding has only been confirmed for 2025/26 – this mean that any resources released or redirected can only be temporary (i.e. one year only).

Impact on Service Provision / Residents / Customers
The release of any uncommitted funding on both grant funded programmes in 2025/26 would not adversely hamper or affect the continued delivery of the programmes and outcomes.

Impact on staffing
The supporting families savings proposal has no impact on staffing posts or resources.

Timeframe for delivery	
Please use the sections below to identify the key delivery milestones	
Formal confirmation of grant funding for 2025/26 (supporting families and family hubs	Dec 2024 & Jan 2025
Review temporary staff contracts (expiring at 31 March 2025) and agree extensions where required	By March 2025
Publication of grant conditions and requirements (including memorandum of understanding)	March 25
Agree delivery and spend plan and obtain Cabinet approval (forward plan report)	April 25

Budget Report Location	Appendix 4 Proposed Revenue Savings
Unique Reference:	CYPS3

Revenue Savings Plan		
Maximising the centrally retained Early Years DSG funding		
Directorate:		Children & Young People Services
Service Area:		Education (Early Years)
Director Responsible for Delivery:		Nicola Curley
Cabinet Portfolio Holder:		Councillor Victoria Cusworth
Head of Finance		Joshua Amahwe
Financial Impact		
Financial Saving to be achieved	**2025/26 Temp**	£0
	2025/26 Perm	£150k

Details of Proposed Saving Plan

The Early Years Dedicated Schools Grant (DSG) funding is provided to local authorities to support early years education and childcare for children aged 2,3 and 4 years old. Total EY funding provided to Rotherham in 2024/25 is £29m. This funding covers:

1. Free childcare and nursery education entitlements for eligible children, including 15 or 30 hours per week.
2. Support for disadvantage children and those with additional needs through supplements like the Early Years Pupil Premium and the Disability Access Fund.
3. Lump sum funding for maintained nursery schools.

The early years funding is expected to increase further in 2025/26 to reflect the full year impact of the expansion in the entitlements implemented in September 2024 i.e. extension of the 15 hours per week entitlement for eligible working parents of children from 9 months to 2 years old.

Local authorities are required (by DfE) to pass-through a minimum percentage of the early years funding to early years providers (e.g. private / independent nurseries, schools with early years provision and childminders). For most years the

pass-through requirement has been set at 95%, meaning that local authorities can retain up to 5% of the funding for central administration costs and support services (for delivering the programme).

However, from 2025/26, the amount that local authorities can retained centrally has been reduced to 4%, with the intention to reduce further to 3% in future years. This rule is designed to ensure that the majority of funding reaches the frontline providers delivering early education and childcare. The reduction in the retained rate is not expected to affect LAs adversely due to the increase in funding expected in 2025/26.

The table below shows the estimated centrally retained EY funding aligned to the budgeted cost of the EY central team.

Early Years Funding	**2025/26**
	£'000
Early Years team costs*	**1,049**
Funded from:	
3 & 4 year old (4% retained)	752
2 year old / under 2s (3% retained)	447
Total available central budget	**1,199**
	150

*EY central team costs include 2% pay award and NI cost increases for 25/26

It is proposed for 2025/26, that the council centrally retain 4% (3 & 4 year old) and 3% (2 year old and under 2s) of the early years funding streams respectively to fund the EY central team costs. The balance of DSG funding (£150k) would be re-directed and released as recurrent savings.

Impact on Service Provision / Residents / Customers

The above proposal would not impact negatively on the delivery of the early years childcare entitlement to eligible children, as the central admin costs for 2025/26 include additional staffing capacity to meet the increased workload (from the expanded entitlement).

Also, the level of funding pass through to early years providers would be higher than the minimum requirement – as 3% of the 2 year old funding would be retained centrally as opposed to the maximum 4% rate.

Impact on staffing

Under the above proposal, staffing capacity in the Early Years central team would be increased accordingly to reflect the increased workload and expanded entitlements.

Timeframe for delivery	
Please use the sections below to identify the key delivery milestones	
• Proposals presented to DLT • Consultation on Inclusion Support Grant (Rotherham Special Educational Needs Inclusion Funding) • Consultation on EE formula with early education providers • EE formula proposals presented to Schools Forum • 2025/26 funding rates confirmed to early education providers • Early Years Budget Grants distributed to schools / providers	January 2025 January 2025 January 2025 30 January 2025 February 2025 28 February 2025

Budget Report Location	Appendix 4 Proposed Revenue Savings
Unique Reference:	CYPS4

Revenue Savings Plan		
Integration of PAUSE activity into Early Help Services		
Directorate:	Children & Young People Services	
Service Area:	Children Social Care	
Director Responsible for Delivery:	Nicola Curley	
Cabinet Portfolio Holder:	Councillor Victoria Cusworth	
Head of Finance	Joshua Amahwe	
Financial Impact		
Financial Saving to be achieved	**2025/26 Perm**	£100k
	2026/27 Perm	£100k
Details of Proposed Saving Plan		

The PAUSE' Service was created within Children's Social Care to support women who have experienced multiple removals of their children into care by buying into a national model which is licensed. The programme aims to give these women the opportunity to take a break ("pause") from the cycle of pregnancies, removals, and trauma, and to make long-term changes in their lives, reducing the likelihood of future children being taken into care and improving their overall quality of life. The service was developed through partnering with the national PAUSE organisation which for a cost allows access to an evidenced based practice model.

Children's Social Care have reviewed the development of the service to identify given the national changes to family help and support, the best way to embed support for women who may wish to access the services provided through 'PAUSE'.

The programme has contributed to preventing some pregnancies during the intervention period, which directly reduces the number of infant children who might otherwise have been taken into care. The review concluded that the impact of PAUSE was positive for the very small number of women who were able to access services, but to make the most effective use of the types of support offered, this needed to be embedded into the way women are supported as part of family help. This will mean more women will be offered services and current service users will

continue to receive direct support. This can be achieved whilst reducing operating costs through integrating the service into the family help and support provided by Early Help Services.

The current operational budget of the team is detailed below and consists of 1 x practice lead (grade L), 3 x Pause Practitioners (grade G) and a Pause Coordinator (grade D).

PAUSE 2024/25 Budget Summary	
Staffing	198,972
General	27,547
Subscription	25,000
CHC Contribution	-52,000
Summary	**199,519**

Whilst continuing to run the activity it is proposed to cease to partner with PAUSE from March 2025.

Through integration and retention of 50% (IRO £100K) of the current funding this will enable continued activity across a wider cohort with an ambition to see an improved impact across a wider demographic of children, young people, and families.

Impact on Service Provision / Residents / Customers

Rotherham PAUSE team have engaged with 139 women since the programme commenced in 2018 with a varying degree of intensity and have 21 women currently open to services; 2 of these women will end in a planned way by February 2025. The programme of work is designed to last 18 months with each woman and this is a part of the defined PAUSE model of intervention.

There are themed concerns and issues with a sizeable cohort of the women engaging services. Several of the women engaging in services have issues that pertain to drug misuse, insecure living arrangements or temporary accommodation, poor mental health, survivors of child sexual abuse or have chronic experiences of relationships themed around violence and abuse.

What the review highlighted was that Children's Social Care operating PAUSE has unintentionally led to the PAUSE practitioners absorbing work that is ordinarily facilitated and led by other agencies and partners. Part of the navigation function of Family Help will be to ensure that local services are well understood and will act as a conduit to ensure service access for vulnerable women is maximised. Further to this, Children's Social Care Locality Services will review the pre-birth pathway to ensure this includes a pre-birth intervention model that delivers intensive interventions with families where we have an unborn subject to pre-proceedings specifically where the parent has had previous child(ren) removed from their care and lean into the beneficial learning from the PAUSE programme. This will be defined into a clear model of intervention and practice standards. This will enable women who have had children removed from their care to access intense

interventions to address parenting challenges prior to care planning decisions being made in relation to subsequent children. That said, we will also be able to use the intervention techniques for women who are on their first pregnancy where there are concerns.

Women currently supported by PAUSE will be able to access a transitional service which will be operated by the Family Help service. This will see the women offered tailored support services which will focus on their unique needs and offer allyship and signposting. Alongside the current cohort of PAUSE women, this revised operating model will enable Family Help to reach a much larger cohort of women who would not meet the PAUSE criteria. Whilst the licensed arrangements with PAUSE will end, the view is that the service delivery reach will be enhanced.

Staff currently operating within the PAUSE practice will be supported into vacancies in this service area (or other intervention service where there are vacancies) and likely be the sector experts in pre-birth planning and support interventions. The revised service delivery model will have a greater deal of control about which individuals are worked with and how services are operated without alignment to the Pause model; this will be based within our new Family Help service. The criteria of women engaged can be expanded and will enable us to work with women who are already considered to have pregnancies where there are active and tangible concerns which may lead to a child entering care.

Impact on staffing

The intervention team consists of 1 x practice lead (grade L), 3 x Pause Practitioners (grade G) and a Pause Coordinator (grade D).

With the cessation of a separate PAUSE Team staff would be redeployed to vacancies within wider staffing establishment.

Timeframe for delivery

Please use the sections below to identify the key delivery milestones

Step 1: Recommendations agreed.	March 2025
Step 2: Integration of services	April 2025
Step 3: Evaluation of impact	April 2027

Budget Report Location	Appendix 4 Proposed Revenue Savings
Unique Reference:	CYPS5

Revenue Savings Plan		
Savings from previous years CSC staff changes		
Directorate:	Children & Young People Services	
Service Area:	Children Social Care	
Director Responsible for Delivery:	Nicola Curley	
Cabinet Portfolio Holder:	Councillor Victoria Cusworth	
Head of Finance	Joshua Amahwe	
Financial Impact		
Financial Saving to be achieved	**2024/25 Perm**	£0
	2025/26 Perm	£282k

Details of Proposed Saving Plan

A budget realignment undertaken as part of the budget setting process for 2024/25 identified several uncommitted resources within children's social care. These have arisen on the back of various staff changes implemented in children's social care in the past year to align social care teams.

Some of the implemented staff changes were aimed at aligning social care staffing levels to changes in caseloads, activity and service demand. Released resources in 2023/24 were used to manage in-year cost pressures. The following shows the breakdown of the released resources:

Service area / Team	**24/25 budget (£)**
Operational Safeguarding Unit	19,946
Locality Project Team*	113,384
Contact Worker Team**	110,639
CIN Team 7***	54,198
House Project	7,809
RTT	14,000
Resources applied in 24/25	-37,976

Net available budget	282,000

*FY savings from aligning / streamlining the CIN locality teams in 2023/24;
** FY savings from restructuring the FAB team in 2023/24
***AP post transferred back from UASC

The above resources have been used in 2024/25 to alleviate current cost pressures across CYPS (and included in the submitted budget recovery plan for 2024/25).

Further work has commenced to review staff structures in children's social care that will consider demand and caseload levels, which is aimed at further alignment of the Children in Need Locality and Duty Teams. It is envisaged that any resources released as a result would be used to strengthened certain areas of the service to improve outcomes and enhance quality of practice.

Impact on Service Provision / Residents / Customers

No impact on current service provision as the identified resources relates to staff changes implemented in previous year(s).

Impact on staffing

No impact on current staffing levels or numbers.

Timeframe for delivery

Please use the sections below to identify the key delivery milestones

• Confirm 24/25 CSC staffing budgets are aligned to approved implemented staff structures	October 2024
• Confirm level of uncommitted staffing resources within CSC budgets	October 2024
• Align CSC staff budgets accordingly as part of budget setting process for 2025/26	December 2024

Budget Report Location	Appendix 4 Proposed Revenue Savings
Unique Reference:	CYPS6

Revenue Savings Plan		
Review of commissioned contracts		
Directorate:	Children & Young People Services	
Service Area:	Commissioning, Performance & Quality	
Director Responsible for Delivery:	Nicola Curley	
Cabinet Portfolio Holder:	Councillor Victoria Cusworth	
Head of Finance	Joshua Amahwe	
Financial Impact		
Financial Saving to be achieved	**2024/25 Perm**	£0
	2025/26 Perm	£70k
Details of Proposed Saving Plan		

The outcome of recent procurement events has identified opportunities for recurrent savings from the following contracts:

- **Junction Project (£45k savings)**: supports children/young people who have committed sexual offences, sexually abused others, or exhibited significant inappropriate sexual/harmful behaviour. The decision was made by DLT (June-2023) not to renew this contract under a long-standing strategic partnership with Barnardo's, with the contract coming to an end in Oct 2023. The Youth Justice Service continue to support social workers/practitioners across CYPS with low level sexual behaviour through their prevention model providing resources for the social workers/practitioners to work directly with the children/young people.

- **Young Carers (£28k savings)**: An increase in the contract value was agreed by DLT for 2024/25 to £128k pending undertaking a competitive procurement process. The new tendered contract, which would be effective April 2025 will be at a reduced contract value (£100k). Market testing has provided assurance the reduced advocacy budget is sufficient to continue and improve the service. The service would support young carers to reduce their caring role where this is having a negative impact on them physically or emotionally. This will be a small part of the wider 'Borough that Cares'

work/Action Plan for carers in Rotherham. Further work could be developed to coordinate either an in-house or a commissioned service around (a) identification of young carers via schools and GP's and other partner agencies and (b) information and advice service for parents and other partners professionals.

Impact on Service Provision / Residents / Customers
The proposal would not impact negatively on residents/ customers as the change is to service provider rather than delivery, and efficiencies are achieved without reduction to service delivery.

Impact on staffing
There is no impact on staffing.

Timeframe for delivery	
Please use the sections below to identify the key delivery milestones	
A timeline has been developed in partnership with Procurement as follows:	
Contract evaluation and moderation.	Sept 2024
New contract awarded.	Nov 2024
Contracts to be signed.	Jan 2025
Contract mobilisation.	Mar 2025
Contract go-live.	April 2025

Budget Report Location	Appendix 4 Proposed Revenue Savings
Unique Reference:	ACH1

Revenue Savings Plan		
Fee uplifts and review of non-residential charging policy		
Directorate:	ACH&PH	
Service Area:	Adult Care	
Director Responsible for Delivery:	Ian Spicer	
Cabinet Portfolio Holder:	Cllr Baker-Rogers	
Head of Finance	Gioia Morrison	
Financial Impact		
Financial Saving to be achieved	**2024/25 Perm**	£0
	2025/26 Perm	£600k
Details of Proposed Saving Plan		

Review of charging policy to ensure RMBC benchmarks with other LA's and income recovery is applied equitably.

There are two elements to this proposal.

The first would be to increase chargeable rate above the standard 2%annual uplift to better reflect the costs that are being paid to providers. One example is that the homecare charge rate is currently at £19.40 an hour and has not been increased in line with the uplift in the fees we pay for homecare. We pay on average £24.31 per hour, 26% higher. This would only affect people who are assessed as being able to afford this increased level of fees, through means testing. Estimates of eligible people suggest this could bring in £600k in 25/26. The average increase per person affected would be £45 a week.

The second element would be to review the non-residential charging policy. This policy was last reviewed in 2019 and will be subject to a separate cabinet decision.

This would focus on ensuring ongoing compliance with charging regulations and proposal to remove discrepancies which lead to some residents paying less than is set out in statute for their care and support services and further subsidy by the Council. Examples include charging without an upper limit on what someone could pay, charging for the true costs of services and ensuring all available assets and resources are fully considered within the financial assessment process. The

numbers that would be affected are small, but each one could bring in significant additional income. Estimates for removal of the cap on fees alone could raise another £200k a year.

Impact on Service Provision / Residents / Customers
Some people will pay more for the services they currently receive. This is likely to affect between 250 – 300 existing people with care and support needs who already receive services plus any new people who have sufficient assets to pay for the cost of their services. However, it will address inequalities within the process whereby everyone, regardless of their level of assets, is asked to contribute to their care costs.

Impact on staffing
No direct impact.

Timeframe for delivery	
Please use the sections below to identify the key delivery milestones	
Will require detailed work on proposals, potential consultation and Cabinet approval, along with implementation.	June 2025

Budget Report Location	Appendix 4 Proposed Revenue Savings
Unique Reference:	R&E1

Revenue Savings Plan		
Waste Service Route Optimisation		
Directorate:	Regeneration and Environment	
Service Area:	Community Safety and Street Scene	
Director Responsible for Delivery:	Andrew Bramidge	
Cabinet Portfolio Holder:	Cllr Alam	
Head of Finance	Chloe Parker	
Financial Impact		
Financial Saving to be achieved	**2024/25 Perm**	£0
	2025/26 Perm	£500k
Details of Proposed Saving Plan		
Following route optimisation work which has been undertaken over the last year, designed to increase the efficiency of the service, it is anticipated that the Council will be able to reduce the number of rounds in operation which would reduce hire costs relating to a Refuse Collection Vehicle as well as associated staffing costs. One of the objectives is to reduce the reliance on agency staff.		

Impact on Service Provision / Residents / Customers
The service will operate more efficient rounds

Impact on staffing
Any change which increases demands on existing staffing would need to be carefully managed to ensure no adverse service impacts. No reduction in staff numbers is proposed, but it is intended to reduce the need for agency workers.

Timeframe for delivery	
Please use the sections below to identify the key delivery milestones	
Step 1: Conclude route optimisation work and recommendations.	01/12/24
Step 2: Agree options with members.	31/01/25
Step 3: Implementation.	01/04/25

Budget Report Location	Appendix 4 Proposed Revenue Savings
Unique Reference:	R&E2

Revenue Savings Plan		
Mitigation of pressures at Thrybergh Country Park		
Directorate:	Regeneration and Environment	
Service Area:	Commercial Development and Visitor Experience	
Director Responsible for Delivery:	Andrew Bramidge	
Cabinet Portfolio Holder:	Cllr Sheppard	
Head of Finance	Chloe Parker	
Financial Impact		
Financial Saving to be achieved.	**2024/25 Perm**	£0
	2025/26 Perm	£60k
Details of Proposed Saving Plan		

Mitigation of pressures at Thrybergh Country Park, including avoidance of any increase in in-year pressures.

Improve car parking revenue through:-
- Increased enforcement on site
- Review pricing outside structures of Fees and Charges (exemption)
- Increase revenue with benefit from VAT exemption established.

Enhanced Food and beverage offer through:-
- Review of margin, supply and pricing
- Improved offer after redevelopment of lakeside café

Review staffing model at Soft play/Tutti in light of changes to catering offer.

Other revenue
- Investigate alternative income generating opportunities to mitigate against Caravan Park revenue budget. rental/open air cinema etc
- Marketing post investment (play café, paths) to drive visits

Impact on Service Provision / Residents / Customers
Improved food and beverage offer for residents and customers Improved range of events and activities available to the public Modest increases to car parking fees, and food and beverage prices in the café, coinciding with improved facilities.

Impact on staffing
No impact on staffing as a result of these actions.

Timeframe for delivery	
Please use the sections below to identify the key delivery milestones	
Step 1: Car parking enforcement	01/09/2024
Step 2: Café pricing and margin review (biannual)	01/10/2024
Step 3: >2% fee adjustments parking (exemptions)	01/11/2024
Step 5: Resolve staffing	01/04/2025
Step 6: Operationalise new café and offer	01/06/2025
Step 4: Ongoing Marketing activity to include play/café/access	01/06/2025

Budget Report Location	Appendix 4 Proposed Revenue Savings
Unique Reference:	R&E3

Revenue Savings Plan		
Mitigation of pressures at Rother Valley Country Park		
Directorate:	Regeneration and Environment	
Service Areas	Commercial Development and Visitor Experience	
Director Responsible for Delivery:	Andrew Bramidge	
Cabinet Portfolio Holder:	Cllr Sheppard	
Head of Finance	Chloe Parker	
Financial Impact		
Financial Saving to be achieved.	**2024/25 Perm**	£0k
	2025/26 Perm	£60k contributing to reducing existing pressure in Rother Valley Country Park

Details of Proposed Saving Plan

Mitigation of pressures at Rother Valley Country Park, including avoidance of any increase in in-year pressures.

Improve car parking revenue through:-
- Use technology/training to minimise loss from queuing/late departures.
- Review pricing outside structures of Fees and Charges (exemption)
- Increase revenue with benefit from VAT exemption established.

Enhanced Food and beverage offer through:-
- Review of margin, supply and pricing
- Construction of new lakeside café and enhanced offer
- Recalibration of current profitable café to grab'n'go/shop.

Review staffing model.

Revisit offer to schools with new recruitment.
- Marketing to corporates, groups, schools and colleges.
- New product development on site
- Staff development, including National Governing Body, in-house and instructor training.
- Enhanced oversight of Centre Activities

Improve revenue through:-
- Develop events/train.
- Improved play offer through Capital and LUF investment
- Maximise benefit from VAT free status in cycling and water sports.

Explore additional revenue streams with opportunity from new internal space/enhanced parking post LUF development and linked to redevelopment plan.

Impact on Service Provision / Residents / Customers

The above proposal will improve services to customers and residents through:

- Improved catering offer at Rother Valley Country Park
- A relaunched engagement programme with local schools, enabling more young people to visit as part of an organised school group.
- Improved events and recreational experiences at Rother Valley

There will be a small increase to carparking fees, above the corporate agreement, proposed via an exemption as part of the Council's annual Fees and Charges process.

Impact on staffing

Staff will have the increased training and development opportunities to enable them to work with schools, children, corporate clients via watersports, cycling and outdoor learning activities.

New staff will need to be appointed as part of the café development.

Timeframe for delivery

Please use the sections below to identify the key delivery milestones	
Step 1: Car parking charging enhancements	01/10/2024
Step 2: Café pricing review (biannual)	01/09/2024
Step 3: >2% fee adjustments parking (exemptions)	01/11/2024
Step 4: Marketing and events development	01/10/2025
Step 5: Development officer and education offer	01/04/2025
Step 6: Operationalising new café offer	01/11/2025

This page is intentionally left blank

TITLE:	**Budget Consultation 2025-26**
Background	
1.	Consultation on the 2025-26 Council budget was conducted via an online form, with feedback also invited via social media. In addition, a letter was sent to key partners seeking their views.
Online Consultation	
2.	The online consultation was open from 18 November 2024 to 10 January 2025. The online form had five questions, which allowed for "free text" responses: 1. What would be your spending priorities for the Council? 2. Where would you suggest the Council could reduce spending? 3. Do you have any concerns about the Council's current budget? 4. Council Plan budget priorities 5. Do you have any other thoughts on the budget? Question four was sub-divided into five separate questions, with respondents asked to give their comments on the five themes in the Council Plan: • Every neighbourhood thriving • People are safe, healthy and live well • Every child able to fulfil their potential • Expanding economic opportunity • A cleaner, greener local environment A total of 54 people completed the online consultation, this represented a significant decrease in the number of responses that were received on the budget consultation in the previous year (112). A summary of responses is set out below. **What would be your spending priorities for the Council?** A total of 29 different spending priorities were identified, spread across a wide range of themes. ○ The most frequently mentioned spending priority was the maintenance of roads and pavements (23 mentions), with comments mostly related to repairing potholes and improving the general condition of roads and pavements. A number of respondents (5) made specific references to parking and road safety issues and 4 respondents made negative comments about either cycle or bus lanes. ○ The second most frequently mentioned spending priority was street cleanliness / waste management (17 mentions). ○ The third most frequently mentioned spending priority was the regeneration of Rotherham (11 mentions) with 5 of these comments specifically mentioning the town centre. ○ Also mentioned frequently were priorities relating to community safety and tackling crime/ASB (10), improving housing, including repairs (8) education/schools (7 mentions with a further 3 respondents specifically referencing SEND provision), children's social care (7), adult social care (6) and general mention of social care (6).

Where would you suggest the Council could reduce spending?
A total of 12 areas for spending reductions were identified, spread across a wide range of themes.

- Adjusting service offers was the main category of saving suggestions (22 mentions). Comments included reducing spend on outsourced services by bringing them in-house, focussing on core services, scrutinising spend, and finding efficiencies via automation and better systems.
- Sixteen respondents were not supportive of spending on bus and cycle lanes.
- Nine respondents suggested reducing salaries, benefits, expenses or staffing levels. Of these 9 responses, 6 specifically mentioned elected members and 3 mentioned senior management.
- Nine respondents specifically mentioned reducing spending on 'wasteful or vanity projects'.
- Eight respondents made suggestions around selling off or reducing costs associated with council buildings/properties.

Do you have any concerns about the Council's current budget?
Just over 75% of respondents (42) raised a concern in response to question 3. Fourteen concerns related generally to stopping waste, ensuring value for money, good financial management, and efficiency. Themes included:

- Avoiding waste and careful budgeting around projects – in particular regeneration projects.
- A focus on debt collection and debt management.
- Using budgets fairly and intelligently.

Other relatively frequent responses related to service priorities (11) including managing the high cost of social care for both adults and children.

Do you have any other thoughts on the budget?
Around fifty-nine percent (32) of respondents provided additional comments in response to this question. Again, there was a wide spread of topics, and many served to reinforce points made in response to previous questions. The main comments were focussed on:

- *Service specific suggestions* - for example bringing more services in-house, generating rental income through more council homes and investment in specific service areas.
- *Ensuring value for money* – comments focussed on cutting waste, tightening finances and increasing efficiency.
- *Spending on the right things* – comments focussed on spending money on services that really matter to people and make a difference to their lives. Some comments were critical of spend on 'pet' or 'vanity' projects.

Council Plan themes
Respondents' views on budget priorities for the five Council Plan themes are summarised below.

Every neighbourhood thriving (45 respondents provided comments in response to this question)
There was some scepticism about this theme with around half of respondents who provided a comment stating that they were unsure what it meant, that it didn't resonate with their experience of their own neighbourhood, or critical of the theme in general, whereas only around 15% of respondents were positive about the theme. 'Local priorities', comprising suggestions for spend in a particular part of Rotherham, or a more equal share

	of spend across the borough received 8 responses. The other most frequently mentioned topics were the need to encourage residents to have pride in their local area by getting involved or volunteering, the need for more community facilities, and the need to reduce crime and anti-social behaviour in neighbourhoods. Funding inequalities between different areas (examples included limiting additional funding for deprived areas and too much focus on the town centre) were raised as an issue by some. Some respondents commented that many parts of the borough looked run down and improvements need to be made to the street scene and general cleanliness in their local area. *People are safe, healthy and live well* (47 respondents provided comments) Crime and anti-social behaviour had the most mentions within this theme (18). Accessibility to health services also featured in multiple responses, with specific mentions of difficulty accessing GPs, mental health services and dentists. The need to improve street lighting so people feel safe in their local areas received several mentions. Other topics receiving more than one mention included mental health, better homes, cost of living, and the ability to take individual responsibility for health matters. *Every child able to fulfil their potential* (41 respondents provided comments) There was a focus on good quality education, guidance and support (9) in the responses to this theme, as well as specific mentions of better support and funding for children with special educational needs. Additional topics mentioned were parental responsibility, more activities for children and young people and the provision of out of school hours care and activities (including breakfast clubs). *Expanding economic opportunity* (37 respondents provided comments) About a third of respondents were critical of, or sceptical about this theme with most comments relating to a perceived lack of opportunities available in the town. Support for businesses (e.g. supporting small, local businesses and attracting private sector investment) received 8 comments. Job creation (attracting/growing businesses) was mentioned in 7 responses. Other topics with several mentions included support to remove barriers to work (including helping people get into work and off benefits), workforce engagement/development, local issues and town centre investment/improvement. *A cleaner, greener local environment* (45 respondents provided comments) Issues relating to waste collections, litter and fly-tipping were predominant (18 mentions). Other topics mentioned several times were the importance of protecting green belt and farmland from development, more planting (of both trees and wild flowers), maintenance and access to green spaces, recycling facilities, road/traffic issues, improving the street scene, a need for better public transport (especially buses), and renewables/net zero.
Social Media Engagement	
3.	The budget consultation was publicised widely to different audiences using the Council's main communications channels, as set out below. • Media – press release issued and picked up by a number of local outlets, including the Rotherham Advertiser. • Social media – regular posts on the main corporate Twitter and Facebook accounts: • Total number of posts: 16 • Overall views and reach: 41,149 • Average percentage of non-followers the posts have reached: 15.2%

	• Average percentage of followers the posts have reached: 84.8%
	• Link clicks generated to the consultation page: 421
	• Residents were asked some of the budget questions on social media such as "What would your spending priorities be" to encourage comments on posts and link clicks
	• Please note, additional posts were also shared on LinkedIn and Instagram.
	
	Comments on posts
	A small number of comments were made in response to the social media posts, including:
	
	• Expressing concerns around a lack of street lighting and street cleaning
	• Calling for footpath and road repairs and improved properties
	• Calling for improved drainage and flood defences at locations across the borough
	• Mentioning money on street cleanliness and waste management in local areas
	• Expressing concerns around active travel schemes
	
	The budget consultation was promoted through the Council's email bulletins, which were issued to those people on the Council's database who have consented to receive information directly:
	
	• Rotherham Round-Up newsletter, issued 6 December 2024 to 10,919 subscribers
	• News from your Neighbourhood newsletters, issued throughout December 2024 to 11,843 subscribers
	  ○ Total link clicks generated (including consultation home page): 44
	  ○ Total direct consultation link clicks: 42

Other responses	
4.	**Partners** One response was received to the letter sent to key partners. This was from Voluntary Action Rotherham. The response welcomed the collaborative multi-agency and partnership approach to ensure that the voluntary and community sector is engaged and able to contribute to Rotherham's needs.
Recommendations	
5.	To note and consider the findings as part of the overall budget discussions.

Statutory Resolution of Council Tax 2025/26

(This information is not available in time for the Cabinet Report but will be included in the Budget Report to Council on 5th March 2026)

This page is intentionally left blank

FEES AND CHARGES
PROPOSALS 2025/26

Key
Service Ended

Directorate	Service Area	Service	Description of Fee or Charge	Basis of Charge	Fixed Charge 2024/25 £	Charge Range: Minimum Charge 2024/25 £	Charge Range: Maximum Charge 2024/25 £	Proposed Fixed Charge 2025/26 £	Charge Range: Proposed Minimum Charge 2025/26 £	Charge Range: Proposed Maximum Charge 2025/26 £	%age increase
Adult Services, Housing & Public Health	Adult Services	Adult Services	Domiciliary Care	Per Hour	19.40			25.52			31.5%
Adult Services, Housing & Public Health	Adult Services	Adult Services	Day Care	Per session	36.60			73.50			100.8%
Adult Services, Housing & Public Health	Adult Services	Adult Services	Transport to day centre	Return journey	6.30			6.43			2.1%
Adult Services, Housing & Public Health	Adult Services	Adult Services	Community Alarms (Rothercare)	Per Week	3.50			4.50			28.6%
Adult Services, Housing & Public Health	Adult Services	Adult Services	Residential Care - Older People	Per Week	708.30			722.47			2.0%
Adult Services, Housing & Public Health	Adult Services	Adult Services	Residential Care - Learning Disabilities	Per Week	795.30			811.21			2.0%
Adult Services, Housing & Public Health	Adult Services	Adult Services	Respite Care - Learning Disabilities	Per Week	1,669.30			1,702.69			2.0%
Adult Services, Housing & Public Health	Adult Services	Adult Services	Extra Care Housing	Per Week	35.30			36.01			2.0%
Adult Services, Housing & Public Health	Adult Services	Adult Services	Deferred Payments - Set up fee	one -off	142.90			145.76			2.0%
Adult Services, Housing & Public Health	Adult Services	Adult Services	Deferred Payments - Property Valuation (initial)	one -off	244.20			249.08			2.0%
Adult Services, Housing & Public Health	Adult Services	Adult Services	Deferred Payments - Property Valuation (Full)	one -off	610.50			622.71			2.0%
Adult Services, Housing & Public Health	Adult Services	Adult Services	Deferred Payments - Annual Management fee	Per annum	30.50			31.11			2.0%
Adult Services, Housing & Public Health	Adult Services	Adult Services	Deferred Payments - Closure Fee	One -off	73.30			74.77			2.0%
Adult Services, Housing & Public Health	Housing	Housing	HRA Standard Rent	Per Week		60.52	151.52		62.15	155.61	2.7%
Adult Services, Housing & Public Health	Housing	Housing	Shared Ownership Properties	Monthly		67.15	413.67		69.30	495.99	3.2%
Adult Services, Housing & Public Health	Housing	Housing	Affordable Rent	Per Week		89.92	180.83		92.35	185.71	2.7%
Adult Services, Housing & Public Health	Housing	Housing	Furnished Homes: Carpets only	Per Week	11.57			11.88			2.7%
Adult Services, Housing & Public Health	Housing	Housing	Furnished Homes: Washer only	Per Week	3.30			3.39			2.7%
Adult Services, Housing & Public Health	Housing	Housing	Furnished Homes: Dryer only	Per Week	2.43			2.50			2.9%
Adult Services, Housing & Public Health	Housing	Housing	Furnished Homes: Washer and Dryer	Per Week	5.73			5.88			2.6%
Adult Services, Housing & Public Health	Housing	Housing	Furnished Homes: Combi Washer/Dryer	Per Week	6.53			6.71			2.8%
Adult Services, Housing & Public Health	Housing	Housing	Furnished Homes: Bronze only	Per Week	10.73			11.02			2.7%
Adult Services, Housing & Public Health	Housing	Housing	Furnished Homes: Bronze + carpets	Per Week	22.30			22.90			2.7%
Adult Services, Housing & Public Health	Housing	Housing	Furnished Homes: Silver only	Per Week	16.95			17.41			2.7%
Adult Services, Housing & Public Health	Housing	Housing	Furnished Homes: Silver + carpets	Per Week	28.53			29.30			2.7%
Adult Services, Housing & Public Health	Housing	Housing	Furnished Homes: Gold only	Per Week	27.43			28.17			2.7%
Adult Services, Housing & Public Health	Housing	Housing	Furnished Homes: Gold + carpets	Per Week	39.00			40.05			2.7%
Adult Services, Housing & Public Health	Housing	Housing	Furnished Homes: Platinum only	Per Week	38.71			39.76			2.7%
Adult Services, Housing & Public Health	Housing	Housing	Furnished Homes: Platinum + carpets	Per Week	50.29			51.65			2.7%
Adult Services, Housing & Public Health	Housing	Housing	Garage Rent / Car Park space - Council tenant	Per Week	5.96			6.56			10.1%
Adult Services, Housing & Public Health	Housing	Housing	Garage Rent / Car Park space - Non Council tenant or council Tenants with more than one garage	Per Week	7.16			7.88			10.1%
Adult Services, Housing & Public Health	Housing	Housing	Surface Garage plot	Per annum	71.86			79.05			10.0%
Adult Services, Housing & Public Health	Housing	Housing	Non-surface Garage plot	Per annum	64.67			71.14			10.0%
Adult Services, Housing & Public Health	Housing	Housing	Warncliffe Flats car park space	Per Week	7.82			7.98			2.0%
Adult Services, Housing & Public Health	Housing	Housing	Hot Water charge	Per Week	2.32			2.37			2.2%
Adult Services, Housing & Public Health	Housing	Housing	Cooking Gas	Per Week	1.07			1.09			1.9%
Adult Services, Housing & Public Health	Housing	Housing	Community Facility	Per Week	5.67			5.78			1.9%
Adult Services, Housing & Public Health	Housing	Housing	Communal Block - additional bedroom charge	Per week	24.76			25.26			2.0%
Adult Services, Housing & Public Health	Housing	Housing	Laundry Facility	Per Week	1.90			1.94			2.1%

FEES AND CHARGES
PROPOSALS 2025/26

Key
Service Ended

Directorate	Service Area	Service	Description of Fee or Charge	Basis of Charge	Fixed Charge 2024/25 £	Charge Range: Minimum Charge 2024/25 £	Charge Range: Maximum Charge 2024/25 £	Proposed Fixed Charge 2025/26 £	Charge Range: Proposed Minimum Charge 2025/26 £	Charge Range: Proposed Maximum Charge 2025/26 £	%age increase
Adult Services, Housing & Public Health	Housing	Housing	District Heating Unit Charge	Per unit of heat	0.15			0.1309			-14.3%
Adult Services, Housing & Public Health	Housing	Housing	District Heating - Bedsit	Per Week	9.50			8.50			-10.5%
Adult Services, Housing & Public Health	Housing	Housing	District Heating - 1 bed	Per Week	16.50			13.50			-18.2%
Adult Services, Housing & Public Health	Housing	Housing	District Heating - 2 bed	Per Week	20.50			17.50			-14.6%
Adult Services, Housing & Public Health	Housing	Housing	District Heating - 3-4 bed	Per Week	26.50			21.50			-18.9%
Adult Services, Housing & Public Health	Housing	Housing	Contents Insurance	Per Week	Full Cost Recovery						N/A
Adult Services, Housing & Public Health	Housing	Housing	Acquired Ground Rent	Per Week	6.91			7.60			10.0%
Adult Services, Housing & Public Health	Housing	Housing	Acquired Estate Fee	Per Week	3.81			3.91			2.6%
Adult Services, Housing & Public Health	Housing	Housing	Commercial hire of Neighbourhood Centre	Per Hour	11.24			11.46			2.0%
Adult Services, Housing & Public Health	Housing	Housing	Community or Voluntary hire of Neighbourhood Centre	Per Hour	7.53			7.68			2.0%
Adult Services, Housing & Public Health	Housing	Housing	Non resident charge to attend activity at Neighbourhood Centre	Per Session	0.56			0.57			1.8%
Adult Services, Housing & Public Health	Housing	Housing	Estate Service Charge Eligible	Per month	Full Cost Recovery						N/A
Adult Services, Housing & Public Health	Housing	Housing	Block Service Charge Eligible	Per month	Full Cost Recovery						N/A
Adult Services, Housing & Public Health	Housing	Housing	Property Service Charge Eligible	Per month	Full Cost Recovery						N/A
Adult Services, Housing & Public Health	Housing	Housing	Leasehold Mgmt	Per annum	Full Cost Recovery						N/A
Adult Services, Housing & Public Health	Housing	Housing	Leasehold Admin Fee	Per annum	Full Cost Recovery						N/A
Adult Services, Housing & Public Health	Housing	Housing	Leasehold Mgmt Fee VPC	Per annum	Full Cost Recovery						N/A
Adult Services, Housing & Public Health	Housing	Housing	Leasehold Mgmt Fee LTA	Per annum	Full Cost Recovery						N/A
Adult Services, Housing & Public Health	Housing	Housing	Leasehold Court Costs	Per annum	Full Cost Recovery						N/A
Adult Services, Housing & Public Health	Housing	Housing	Leasehold Capital	Per annum	Full Cost Recovery						N/A
Adult Services, Housing & Public Health	Housing	Housing	Leasehold Grd Rent	Per annum	Full Cost Recovery						N/A
Adult Services, Housing & Public Health	Housing	Housing	Leasehold Bldg Ins	Per annum	Full Cost Recovery						N/A
Adult Services, Housing & Public Health	Housing	Housing	Leasehold Cleaning	Per annum	Full Cost Recovery						N/A
Adult Services, Housing & Public Health	Housing	Housing	Leasehold Admin	Per annum	Full Cost Recovery						N/A
Adult Services, Housing & Public Health	Housing	Housing	Leasehold R&M	Per annum	Full Cost Recovery						N/A
Adult Services, Housing & Public Health	Housing	Housing	Sales/Resales - Landlords Enquiries (Flats)	AD-HOC	159.00			159.00			0.0%
Adult Services, Housing & Public Health	Housing	Housing	Sales/Resales - Landlords Enquiries (houses with services)	AD-HOC	159.00			159.00			0.0%
Adult Services, Housing & Public Health	Housing	Housing	Sales/Resales - Landlords Enquiries (houses no services)	AD-HOC	159.00			159.00			0.0%
Adult Services, Housing & Public Health	Housing	Housing	Processing resales - shared ownership	AD-HOC	212.00			212.00			0.0%
Adult Services, Housing & Public Health	Housing	Housing	Staircasing fees	AD-HOC	212.00			212.00			0.0%
Adult Services, Housing & Public Health	Housing	Housing	Remortgage Applications	AD-HOC	79.50			80.00			0.6%
Adult Services, Housing & Public Health	Housing	Housing	Further advance applications	AD-HOC	79.50			80.00			0.6%
Adult Services, Housing & Public Health	Housing	Housing	Notice of transfer	AD-HOC	79.50			80.00			0.6%
Adult Services, Housing & Public Health	Housing	Housing	Notice of charge	AD-HOC	63.60			60.00			-5.7%
Adult Services, Housing & Public Health	Housing	Housing	Deed of covenant	AD-HOC	79.50			80.00			0.6%
Adult Services, Housing & Public Health	Housing	Housing	Copy lease (from Land Registry)	AD-HOC	31.80			30.00			-5.7%
Adult Services, Housing & Public Health	Housing	Housing	Copy of lease if held on file	AD-HOC	26.50			20.00			-24.5%
Adult Services, Housing & Public Health	Housing	Housing	Insurance policy document	AD-HOC	26.50			20.00			-24.5%
Adult Services, Housing & Public Health	Housing	Housing	Standard valuation fee (basic market valuation)	AD-HOC	212.00			216.00			1.9%

FEES AND CHARGES
PROPOSALS 2025/26

Key
Service Ended

Directorate	Service Area	Service	Description of Fee or Charge	Basis of Charge	Fixed Charge 2024/25 £	Charge Range: Minimum Charge 2024/25 £	Charge Range: Maximum Charge 2024/25 £	Proposed Fixed Charge 2025/26 £	Charge Range: Proposed Minimum Charge 2025/26 £	Charge Range: Proposed Maximum Charge 2025/26 £	%age increase
Adult Services, Housing & Public Health	Housing	Housing	Lease extension/enfranchisement valuations	AD-HOC	424.00			430.00			1.4%
Adult Services, Housing & Public Health	Housing	Housing	Lease extension admin fee	AD-HOC	212.00			216.00			1.9%
Adult Services, Housing & Public Health	Housing	Housing	Enfranchisement admin fee (per unit)	AD-HOC	159.00			160.00			0.6%
Adult Services, Housing & Public Health	Housing	Housing	Home improvements / alterations (permission request - basic)	AD-HOC	63.60			60.00			-5.7%
Adult Services, Housing & Public Health	Housing	Housing	Home improvements / alterations (permission request - complex)	AD-HOC	127.20			120.00			-5.7%
Adult Services, Housing & Public Health	Housing	Housing	Home improvements (Surveyor report)	AD-HOC	127.20			130.00			2.2%
Adult Services, Housing & Public Health	Housing	Housing	Retrospective consent for alterations	AD-HOC	159.00			160.00			0.6%
Adult Services, Housing & Public Health	Housing	Housing	Deed of postponement	AD-HOC	63.60			60.00			-5.7%
Adult Services, Housing & Public Health	Housing	Housing	Deed of variation/rectification administration fee	AD-HOC	127.20			125.00			-1.7%
Adult Services, Housing & Public Health	Housing	Housing	Equity loan transfers, licence to assign and lease extensions	AD-HOC	212.00			216.00			1.9%
Adult Services, Housing & Public Health	Housing	Housing	Certificate of compliance	AD-HOC	53.00			50.00			-5.7%
Adult Services, Housing & Public Health	Housing	Housing	Copy of Service Charge account	AD-HOC	26.50			20.00			-24.5%
Adult Services, Housing & Public Health	Housing	Housing	Additional copies of correspondence	AD-HOC	26.50			20.00			-24.5%
Adult Services, Housing & Public Health	Housing	Housing	Issue of Notice of Forfeiture	AD-HOC	127.20			125.00			-1.7%
Adult Services, Housing & Public Health	Housing	Housing	Landlords Notice for Mortgage Application	AD-HOC	53.00			50.00			-5.7%
Adult Services, Housing & Public Health	Housing	Housing	Landlords Approval for new mortgage	AD-HOC	53.00			50.00			-5.7%
Adult Services, Housing & Public Health	Housing	Housing	Supply of Fire Risk Assessment	AD-HOC	53.00			50.00			-5.7%
Adult Services, Housing & Public Health	Housing	Housing	Landlords Reference	AD-HOC	53.00			50.00			-5.7%
Adult Services, Housing & Public Health	Housing	Housing	Surrender & Regrant of Lease	AD-HOC	371.00			375.00			1.1%
Adult Services, Housing & Public Health	Housing	Housing	Copy Fire Risk Assessment	AD-HOC	26.50			20.00			-24.5%
Adult Services, Housing & Public Health	Housing	Housing	Right of First Refusal Discharge Certificate	AD-HOC	53.00			50.00			-5.7%
Adult Services, Housing & Public Health	Housing	Housing	Change of Name - fee plus legal fees	AD-HOC	53.00			20.00			-62.3%
Adult Services, Housing & Public Health	Housing	Housing	Notice Seeking Possession	AD-HOC	53.00			50.00			-5.7%
Adult Services, Housing & Public Health	Housing	Housing	Breach of lease	AD-HOC	26.50			25.00			-5.7%
Adult Services, Housing & Public Health	Housing	Housing	Letter 3 on arrears/approaching lender	AD-HOC	26.50			25.00			-5.7%
Adult Services, Housing & Public Health	Housing	Housing	Temporary accommodation	Per night	32.89			33.55			2.0%
Adult Services, Housing & Public Health	Housing	Housing	Replacement Alleygate Keys - Council Tenant	AD-HOC	10.60			14.00			32.1%
Adult Services, Housing & Public Health	Housing	Housing	Replacement Alleygate Keys - Non Council Tenant	AD-HOC	12.72			16.80			32.1%
Assistant Chief Executive Directorate	Democratic Service	Democratic Service	Room Hire - Town Hall - before 5.30	Per hour	89.40			91.20			2.0%
Assistant Chief Executive Directorate	Democratic Service	Democratic Service	Room Hire - Town Hall - after 5.30	Per hour	89.40			91.20			2.0%
Assistant Chief Executive Directorate	Democratic Service	Democratic Service	Catering - Tea & Coffee Only	Per person	2.10			2.15			2.4%
Assistant Chief Executive Directorate	HR&Payroll	HR&Payroll	HR & Payroll SLA Fee charged to Academies and External Companies	BACS Fee plus charge per capita		477.00	2,414.00		525.00	No Max	N/A
Assistant Chief Executive Directorate	HR&Payroll	HR&Payroll	HR & Payroll SLA Fee charged to LA maintained schools	BACS Fee plus charge per capita		160.00	16,425.00		521.50	No Max	N/A
Assistant Chief Executive Directorate	HR&Payroll	HR&Payroll	Fee's charged for Elections payroll (DMBC, SCC)	BACS Fee plus charge per capita	5,301.00				178.05	No Max	N/A
Assistant Chief Executive Directorate	HR&Payroll	HR&Payroll	Charge to Doncaster CC as part of HR&P Shared Service	Per Annum	Commercially Confidential			Commercially Confidential			N/A
Assistant Chief Executive Directorate	HR&Payroll	HR&Payroll	Fee charged for HR Consultancy Service SLA to schools and academies	Per Annum		666.20	26,045.30		679.50	No Max	2.0%
Assistant Chief Executive Directorate	HR&Payroll	HR&Payroll	Fees charged for External Recruitment Adverts on RMBC website	Per advert	128.70				57.50	333.00	N/A
Assistant Chief Executive Directorate	HR&Payroll	HR&Payroll	DBS Checks for External Customers (other than DMBC)	Per check	11.60			11.85			2.2%
Children & Young People	Early Years Services	Early Years Services	Childcare workforce	Childcare workforce	39.35			40.14			2.0%
Children & Young People	Early Years Services	Early Years Services	Childcare workforce	Childcare workforce	65.20			66.50			2.0%

FEES AND CHARGES
PROPOSALS 2025/26

Key
Service Ended

Directorate	Service Area	Service	Description of Fee or Charge	Basis of Charge	Fixed Charge 2024/25 £	Charge Range: Minimum Charge 2024/25 £	Charge Range: Maximum Charge 2024/25 £	Proposed Fixed Charge 2025/26 £	Charge Range: Proposed Minimum Charge 2025/26 £	Charge Range: Proposed Maximum Charge 2025/26 £	%age increase
Children & Young People	Education Psychology	Education Psychology	Option 1 Annual Contract (5 days -10 sessions per year)	Option 1 Annual Contract (5 days -10 sessions per year)	2,215.00			2,265.00			2.3%
Children & Young People	Education Psychology	Education Psychology	Option 2 Annual Contract (7.5 days -15 sessions per year)	Option 2 Annual Contract (7.5 days -15 sessions per year)	3,315.00			3,390.00			2.3%
Children & Young People	Education Psychology	Education Psychology	Option 3 Annual Contract (10 days -20 sessions per year)	Option 3 Annual Contract (10 days -20 sessions per year)	4,410.00			4,500.00			2.0%
Children & Young People	Education Psychology	Education Psychology	Option 4 Annual Contract (20 days -40 sessions per year)	Option 4 Annual Contract (20 days -40 sessions per year)	8,660.00			8,840.00			2.1%
Children & Young People	Education Psychology	Education Psychology	Option 5 Annual Contract (40 days -80 sessions per year)	Option 5 Annual Contract (40 days -80 sessions per year)	17,120.00			17,480.00			2.1%
Children & Young People	Education Psychology	Education Psychology	Option 6 Annual Contract (60 days -120 sessions per year)	Option 6 Annual Contract (60 days -120 sessions per year)	25,620.00			26,160.00			2.1%
Children & Young People	Education Psychology	Education Psychology	Option 7 Sessional costs per day (2 sessions) for requests received after 31st March 2019.	Option 7 Sessional costs per day (2 sessions) for requests received after 31st March 2019.	675.00			690.00			2.2%
Children & Young People	Leaving Care	Leaving Care	Hollowgate - 1 Bed Flat	Hollowgate - 1 Bed Flat	222.29			226.74			2.0%
Children & Young People	Leaving Care	Leaving Care	Hollowgate - 2 Bed Flat	Hollowgate - 2 Bed Flat	233.99			238.67			2.0%
Children & Young People	Leaving Care	Leaving Care	Disbursed Property	Disbursed Property	79.78			81.38			2.0%
Children & Young People	Outdoor Education	Outdoor Education	Outdoor Learning and Educational Visits Service	Outdoor Learning and Educational Visits Service	1.87			1.91			2.1%
Children & Young People	Outdoor Education	Outdoor Education	Duke of Edinburgh Award - Special school	Duke of Edinburgh Award - Special school	371.00			378.42			2.0%
Children & Young People	Outdoor Education	Outdoor Education	Outdoor Learning Facilities (Crowden Outdoor Educational Centre) - Rotherham Schools and Groups	Outdoor Learning Facilities (Crowden Outdoor Educational Centre) - Rotherham Schools and Groups	96.76			106.05			9.6%
Children & Young People	Outdoor Education	Outdoor Education	Outdoor Learning Facilities (Crowden Outdoor Educational Centre) - Non Rotherham Schools and Groups	Outdoor Learning Facilities (Crowden Outdoor Educational Centre) - Non Rotherham Schools and Groups	96.76			106.05			9.6%
Children & Young People	READ (Dyslexia Support)	READ (Dyslexia Support)	Outreach support for children with Dyslexia (One Hour per week for 12 week block.)	Outreach support for children with Dyslexia (One Hour per week for 12 week block.)	860.00			878.00			2.1%
Children & Young People	READ (Dyslexia Support)	READ (Dyslexia Support)	Outreach support for children with Dyslexia (Two Hours per week for 12 week block.)	Outreach support for children with Dyslexia (Two Hours per week for 12 week block.)	1,720.00			1,756.00			2.1%
Children & Young People	READ (Dyslexia Support)	READ (Dyslexia Support)	Outreach support for children with Dyslexia (Three Hours per week for 12 week block.)	Outreach support for children with Dyslexia (Three Hours per week for 12 week block.)	2,580.00			2,634.00			2.1%
Children & Young People	READ (Dyslexia Support)	READ (Dyslexia Support)	Outreach support for children with Dyslexia (Four Hours per week for 12 week block.)	Outreach support for children with Dyslexia (Four Hours per week for 12 week block.)	3,440.00			3,512.00			2.1%
Children & Young People	Risk Management and CLEAPSS Service	Risk Management and CLEAPSS Service	Children Centres, Special Schools and Primary schools up to a PAN of 30	Children Centres, Special Schools and Primary schools up to a PAN of 30	551.00			562.00			2.0%
Children & Young People	Risk Management and CLEAPSS Service	Risk Management and CLEAPSS Service	Primary Schools up to a PAN of 45	Primary Schools up to a PAN of 45	759.00			774.00			2.0%
Children & Young People	Risk Management and CLEAPSS Service	Risk Management and CLEAPSS Service	Primary Schools up to a PAN of 60	Primary Schools up to a PAN of 60	861.00			878.00			2.0%
Children & Young People	Risk Management and CLEAPSS Service	Risk Management and CLEAPSS Service	Primary Schools up to a PAN of 90	Primary Schools up to a PAN of 90	990.00			1,010.00			2.0%
Children & Young People	Risk Management and CLEAPSS Services including Radiation Protection Advisory Service	Risk Management and CLEAPSS Services including Radiation Protection Advisory Service	Secondary Schools up to a PAN of 210 (incl. £300 CLEAPPS)	Secondary Schools up to a PAN of 210 (incl. £300 CLEAPPS)	2,327.00			2,374.00			2.0%

FEES AND CHARGES
PROPOSALS 2025/26

Key
Service Ended

Directorate	Service Area	Service	Description of Fee or Charge	Basis of Charge	Fixed Charge 2024/25 £	Charge Range Minimum Charge 2024/25 £	Charge Range Maximum Charge 2024/25 £	Proposed Fixed Charge 2025/26 £	Charge Range Proposed Minimum Charge 2025/26 £	Charge Range Proposed Maximum Charge 2025/26 £	%age increase
Children & Young People	Risk Management and CLEAPSS Services including Radiation Protection Advisory Service	Risk Management and CLEAPSS Services including Radiation Protection Advisory Service	Secondary Schools up to a PAN of 260 (incl. £300 CLEAPPS)	Secondary Schools up to a PAN of 260 (incl. £300 CLEAPPS)	3,069.00			3,130.00			2.0%
Children & Young People	Risk Management and CLEAPSS Services including Radiation Protection Advisory Service	Risk Management and CLEAPSS Services including Radiation Protection Advisory Service	Secondary Schools with a PAN above 261 (incl. £300 CLEAPS)	Secondary Schools with a PAN above 261 (incl. £300 CLEAPS)	3,429.00			3,498.00			2.0%
Children & Young People	Risk Management and CLEAPSS Services including Radiation Protection Advisory Service	Risk Management and CLEAPSS Services including Radiation Protection Advisory Service	Secondary Schools up to a PAN of 140 (incl. £300 CLEAPPS)	Secondary Schools up to a PAN of 140 (incl. £300 CLEAPPS)	1,850.00			1,887.00			2.0%
Children & Young People	Risk Management and CLEAPSS Services including Radiation Protection Advisory Service	Risk Management and CLEAPSS Services including Radiation Protection Advisory Service	Cleapps and RPA advisor membership	Secondary out of district per school	535			546			2.1%
Children & Young People	Rockingham PDC	Rockingham PDC	Rockingham Hall (Capacity 107) per day (Monday to Friday)	Rockingham Hall (Capacity 107) per day (Monday to Friday)	307.40			313.55			2.0%
Children & Young People	Rockingham PDC	Rockingham PDC	Rockingham Hall (Capacity 107) per day (Saturday to Sunday)	Rockingham Hall (Capacity 107) per day (Saturday to Sunday)	336.02			342.74			2.0%
Children & Young People	Rockingham PDC	Rockingham PDC	Rockingham Hall (Capacity 107) per Half day/Twilight Session (Monday to Friday)	Rockingham Hall (Capacity 107) per Half day/Twilight Session (Monday to Friday)	147.23			150.17			2.0%
Children & Young People	Rockingham PDC	Rockingham PDC	Rockingham Hall (Capacity 107) Evening Session (Monday to Friday)	Rockingham Hall (Capacity 107) Evening Session (Monday to Friday)	153.91			No longer provide evening sessions			N/A
Children & Young People	Rockingham PDC	Rockingham PDC	Meeting rooms (Fitzwilliam,Wharncliffe,Wentworth, Fullerton) (capacity 30- 36) per day (Monday to Friday)	Meeting rooms (Fitzwilliam,Wharncliffe, Wentworth, Fullerton) (capacity 30- 36) per day (Monday to Friday)	225.78			230.30			2.0%
Children & Young People	Rockingham PDC	Rockingham PDC	Meeting rooms (Fitzwilliam, Wharncliffe,Wentworth, Fullerton) (capacity 30-36) per day (Saturday to Sunday)	Meeting rooms (Fitzwilliam, Wharncliffe,Wentworth, Fullerton) (capacity 30-36) per day (Saturday to Sunday)	244.86			249.76			2.0%
Children & Young People	Rockingham PDC	Rockingham PDC	Meeting rooms (Fitzwilliam,Wharncliffe, Wentworth, Fullerton) (capacity 30-36) per Half day /Twilight Session	Meeting rooms (Fitzwilliam,Wharncliffe, Wentworth, Fullerton) (capacity 30-36) per Half day /Twilight Session	110.13			112.33			2.0%
Children & Young People	Rockingham PDC	Rockingham PDC	Meeting rooms (Fitzwillaim, Wharncliffe, Wentworth, Fullerton) (capacity 30-36) per Evening Session	Meeting rooms (Fitzwillaim, Wharncliffe, Wentworth, Fullerton) (capacity 30-36) per Evening Session	116.81			No longer provide evening sessions			N/A
Children & Young People	Rockingham PDC	Rockingham PDC	Meeting rooms (Sitwell and Keppel) per day (Monday to Friday)	Meeting rooms (Sitwell and Keppel) per day (Monday to Friday)	184.23			187.91			2.0%
Children & Young People	Rockingham PDC	Rockingham PDC	Meeting rooms (Sitwell and Keppel) per day (Saturday to Sunday)	Meeting rooms (Sitwell and Keppel) per day (Saturday to Sunday)	244.86			249.76			2.0%
Children & Young People	Rockingham PDC	Rockingham PDC	Meeting rooms (Sitwell and Keppel) per Half day/Twilight Session	Meeting rooms (Sitwell and Keppel) per Half day/Twilight Session	97.73			99.68			2.0%
Children & Young People	Rockingham PDC	Rockingham PDC	Meeting rooms (Sitwell and Keppel) per evening Session	Meeting rooms (Sitwell and Keppel) per evening Session	104.52			No longer provide evening sessions			N/A
Children & Young People	Rockingham PDC	Rockingham PDC	Meeting room (Milton) per day (Monday to Friday)	Meeting room (Milton) per day (Monday to Friday)	110.13			112.33			2.0%
Children & Young People	Rockingham PDC	Rockingham PDC	Meeting room (Milton) per day (Saturday to Sunday)	Meeting room (Milton) per day (Saturday to Sunday)	246.08			251.00			2.0%

FEES AND CHARGES
PROPOSALS 2025/26

Key
Service Ended

Directorate	Service Area	Service	Description of Fee or Charge	Basis of Charge	Fixed Charge 2024/25 £	Charge Range: Minimum Charge 2024/25 £	Charge Range: Maximum Charge 2024/25 £	Proposed Fixed Charge 2025/26 £	Charge Range: Proposed Minimum Charge 2025/26 £	Charge Range: Proposed Maximum Charge 2025/26 £	%age increase
Children & Young People	Rockingham PDC	Rockingham PDC	Meeting room (Milton) per Half day/Twilight Session	Meeting room (Milton) per Half day/Twilight Session	62.91			64.17			2.0%
Children & Young People	Rockingham PDC	Rockingham PDC	Meeting room (Milton) per Hour	Meeting room (Milton) per Hour	19.10			19.48			2.0%
Children & Young People	Rockingham PDC	Rockingham PDC	Meeting rooms per hour (Fitzwilliam, Wharncliffe, Wentworth, Fullerton, Sitwell and Keppel)	Meeting rooms per hour (Fitzwilliam, Wharncliffe, Wentworth, Fullerton, Sitwell and Keppel)	32.60			No longer provide per hour for these rooms			N/A
Children & Young People	Rotherham School Improvement Service	Rotherham School Improvement Service	Subscription service	Subscription service	30.35			30.96			2.0%
Children & Young People	Rotherham School Improvement Service	Rotherham School Improvement Service	Package A Base Rate plus £5.50 per pupil	Package A Base Rate plus £5.50 per pupil	1,966.00						-100.0%
Children & Young People	Rotherham School Improvement Service	Rotherham School Improvement Service	Package B Base Rate plus £5.50 per pupil	Package B Base Rate plus £5.50 per pupil	3,090.00						-100.0%
Children & Young People	Rotherham School Improvement Service	Rotherham School Improvement Service	Package C Base Rate plus £5.50 per pupil	Package C Base Rate plus £5.50 per pupil	4,775.00						-100.0%
Children & Young People	Rotherham School Improvement Service	Rotherham School Improvement Service	PAYG - Curriculum Core Offer	PAYG - Curriculum Core Offer	2,022.00						-100.0%
Children & Young People	Rotherham School Improvement Service	Rotherham School Improvement Service	Curriculum Impact Review	Curriculum Impact Review	2,360.00						-100.0%
Children & Young People	Rotherham School Improvement Service	Rotherham School Improvement Service	Developing Curriculum Leadership	Developing Curriculum Leadership	1,011.00						-100.0%
Children & Young People	Rotherham School Improvement Service	Rotherham School Improvement Service	Enhanced Curriculum Leadership & CPD	Enhanced Curriculum Leadership & CPD	2,022.00						-100.0%
Children & Young People	Rotherham School Improvement Service	Rotherham School Improvement Service	Subject Leader networks - per subject	Subject Leader networks - per subject	506.00						-100.0%
Children & Young People	Rotherham School Improvement Service	Rotherham School Improvement Service	Imagine Rotherham membership	Imagine Rotherham membership	337.00						-100.0%
Children & Young People	Rotherham School Improvement Service	Rotherham School Improvement Service	Emotional Health & Wellbeing Core Offer	Emotional Health & Wellbeing Core Offer	2,022.00						-100.0%
Children & Young People	Rotherham School Improvement Service	Rotherham School Improvement Service	Anti-Bullying & Relationships	Anti-Bullying & Relationships	2,022.00						-100.0%
Children & Young People	Rotherham School Improvement Service	Rotherham School Improvement Service	Healthy Schools Accreditation	Healthy Schools Accreditation	281.00						-100.0%
Children & Young People	Rotherham School Improvement Service	Rotherham School Improvement Service	Governance Core Offer	Governance Core Offer	1,124.00						-100.0%
Children & Young People	Rotherham School Improvement Service	Rotherham School Improvement Service	Developmental Governance Review	Developmental Governance Review	2,022.00						-100.0%
Children & Young People	Rotherham School Improvement Service	Rotherham School Improvement Service	Statutory Assessment	Statutory Assessment	590.00						-100.0%
Children & Young People	Rotherham School Improvement Service	Rotherham School Improvement Service	Executive Leader Well-Being Package	Executive Leader Well-Being Package	2,022.00						-100.0%
Children & Young People	Rotherham School Improvement Service	Rotherham School Improvement Service	Executive Leader Coaching	Executive Leader Coaching	2,022.00						-100.0%
Children & Young People	Rotherham School Improvement Service	Rotherham School Improvement Service	Enhanced New or Aspiring HT Package	Enhanced New or Aspiring HT Package	2,697.00						-100.0%
Children & Young People	Rotherham School Improvement Service	Rotherham School Improvement Service	Evaluation & Review Core Offer	Evaluation & Review Core Offer	1,124.00						-100.0%
Children & Young People	Rotherham School Improvement Service	Rotherham School Improvement Service	Evaluation & Review Audit	Evaluation & Review Audit	2,022.00						-100.0%
Children & Young People	Rotherham School Improvement Service	Rotherham School Improvement Service	Pre-Ofsted Support	Pre-Ofsted Support	674.00						-100.0%
Children & Young People	Rotherham School Improvement Service	Rotherham School Improvement Service	Enhanced Pre-Ofsted Support	Enhanced Pre-Ofsted Support	2,022.00						-100.0%
Children & Young People	Rotherham School Improvement Service	Rotherham School Improvement Service	Whole School Developmental Review	Whole School Developmental Review	2,022.00						-100.0%
Children & Young People	Rotherham School Improvement Service	Rotherham School Improvement Service	Executive Leader Support	Executive Leader Support	2,360.00						-100.0%
Children & Young People	Rotherham School Improvement Service	Rotherham School Improvement Service	External Adviser for Executive Leader's Appraisal	External Adviser for Executive Leader's Appraisal	1,348.00						-100.0%
Children & Young People	Rotherham School Improvement Service	Rotherham School Improvement Service	Bespoke Support	Bespoke Support	674.00						-100.0%
Children & Young People	Rotherham School Improvement Service	Rotherham School Improvement Service	Artsmark	Artsmark	674.00						-100.0%
Children & Young People	Rotherham School Improvement Service	Rotherham School Improvement Service	Children's University - sign up	Children's University - sign up	337.00						-100.0%
Children & Young People	Rotherham School Improvement Service	Rotherham School Improvement Service	Children's University - membership	Children's University - membership	112.40						-100.0%
Children & Young People	Rotherham School Improvement Service	Rotherham School Improvement Service	Disadvantage or SEND or Attendance or Safeguarding Audit	Disadvantage or SEND or Attendance or Safeguarding Audit	2,022.00						-100.0%
Children & Young People	Rotherham School Improvement Service	Rotherham School Improvement Service	Executive Leader Recruitment	Executive Leader Recruitment	3,371.00						-100.0%
Children & Young People	Rotherham School Improvement Service	Rotherham School Improvement Service	OLEVI	OLEVI	3,371.00						-100.0%
Children & Young People	Rotherham School Improvement Service	Rotherham School Improvement Service	Outdoor Learning	Outdoor Learning	1,011.00						-100.0%

FEES AND CHARGES
PROPOSALS 2025/26

Key
Service Ended

Directorate	Service Area	Service	Description of Fee or Charge	Basis of Charge	Fixed Charge 2024/25 £	Charge Range: Minimum Charge 2024/25 £	Charge Range: Maximum Charge 2024/25 £	Proposed Fixed Charge 2025/26 £	Charge Range: Proposed Minimum Charge 2025/26 £	Charge Range: Proposed Maximum Charge 2025/26 £	%age increase
Children & Young People	Rotherham School Improvement Service	Rotherham School Improvement Service	Picture This!	Picture This!	674.00						-100.0%
Children & Young People	Rotherham School Improvement Service	Rotherham School Improvement Service	School Business Leader Support	School Business Leader Support	2,697.00						-100.0%
Children & Young People	Rotherham School Improvement Service	Rotherham School Improvement Service	Nursery, Special/PRU & Secondary	Nursery, Special/PRU & Secondary	-			3,570.00			N/A
Children & Young People	Rotherham School Improvement Service	Rotherham School Improvement Service	Individual Primary School: Option A	Individual Primary School: Option A	-			30.96			N/A
Children & Young People	Rotherham School Improvement Service	Rotherham School Improvement Service	Individual Primary School: Option B	Individual Primary School: Option B	-			3,060.00			N/A
Children & Young People	Rotherham School Improvement Service	Rotherham School Improvement Service	MAT: 10+ academies	MAT: 10+ academies	-			1,530.00			N/A
Children & Young People	Rotherham School Improvement Service	Rotherham School Improvement Service	MAT: Less than 10 academies	MAT: Less than 10 academies	-			3,060.00			N/A
Children & Young People	Rotherham School Improvement Service	Rotherham School Improvement Service	PAYG: Secondary English (Rotherham)	PAYG: Secondary English (Rotherham)	-			510.00			N/A
Children & Young People	Rotherham School Improvement Service	Rotherham School Improvement Service	PAYG: Secondary English (non-Rotherham)	PAYG: Secondary English (non-Rotherham)	-			714.00			N/A
Children & Young People	Rotherham School Improvement Service	Rotherham School Improvement Service	PAYG: Secondary Maths (Rotherham)	PAYG: Secondary Maths (Rotherham)	-			510.00			N/A
Children & Young People	Rotherham School Improvement Service	Rotherham School Improvement Service	PAYG: Secondary Maths (non-Rotherham)	PAYG: Secondary Maths (non-Rotherham)	-			714.00			N/A
Children & Young People	Rotherham School Improvement Service	Rotherham School Improvement Service	PAYG: Associate Leader Support	PAYG: Associate Leader Support	-			663.00			N/A
Children & Young People	Rotherham School Improvement Service	Rotherham School Improvement Service	PAYG: EYFS Support & Training	PAYG: EYFS Support & Training	-			1,020.00			N/A
Children & Young People	Rotherham School Improvement Service	Rotherham School Improvement Service	PAYG: External Adviser for Headteacher's Appraisal	PAYG: External Adviser for Headteacher's Appraisal	-			1,224.00			N/A
Children & Young People	Rotherham School Improvement Service	Rotherham School Improvement Service	PAYG: Formal Agreement Statutory Assessment	PAYG: Formal Agreement Statutory Assessment	-			535.50			N/A
Children & Young People	Rotherham School Improvement Service	Rotherham School Improvement Service	PAYG: Headteacher Recruitment	PAYG: Headteacher Recruitment	-			2,040.00			N/A
Children & Young People	Rotherham School Improvement Service	Rotherham School Improvement Service	PAYG: Picture This!	PAYG: Picture This!	-			255.00			N/A
Children & Young People	Rotherham School Improvement Service	Rotherham School Improvement Service	PAYG: PSHE & RHSE Support & Training	PAYG: PSHE & RHSE Support & Training	-			606.90			N/A
Children & Young People	Rotherham School Improvement Service	Rotherham School Improvement Service	PAYG: Rotherham (& friends!) Loves Reading	PAYG: Rotherham (& friends!) Loves Reading	-			100.98			N/A
Children & Young People	Rotherham School Improvement Service	Rotherham School Improvement Service	PAYG: Rewilding Rotherham (& Beyond!)	PAYG: Rewilding Rotherham (& Beyond!)	-			25.50			N/A
Children & Young People	Rotherham School Improvement Service	Rotherham School Improvement Service	PAYG: Workshops to support the curriculum & personal wellbeing	PAYG: Workshops to support the curriculum & personal wellbeing	-			96.90			N/A
Children & Young People	Rotherham School Improvement Service	Rotherham School Improvement Service	PAYG: Subject Leader Network Meetings (full)	PAYG: Subject Leader Network Meetings (full)	-			2,040.00			N/A
Children & Young People	Rotherham School Improvement Service	Rotherham School Improvement Service	PAYG: Subject Leader Network Meetings (per subject)	PAYG: Subject Leader Network Meetings (per subject)	-			510.00			N/A
Children & Young People	Rotherham School Improvement Service	Rotherham School Improvement Service	Core: The Anti-Bullying Company	Bespoke Core: The Anti-Bullying Company	-			510.00			N/A
Children & Young People	Rotherham School Improvement Service	Rotherham School Improvement Service	Core: Governance	Bespoke Core: Governance	-			612.00			N/A
Children & Young People	Rotherham School Improvement Service	Rotherham School Improvement Service	PAYG: Governance	PAYG: Governance	-			1,224.00			N/A
Children & Young People	Rotherham School Improvement Service	Rotherham School Improvement Service	Core: Healthy Schools	Bespoke Core: Healthy Schools	-			153.00			N/A
Children & Young People	Rotherham School Improvement Service	Rotherham School Improvement Service	PAYG: Healthy Schools	PAYG: Healthy Schools	-			306.00			N/A
Children & Young People	Rotherham School Improvement Service	Rotherham School Improvement Service	PAYG: Rotherham Children's University (start-up)	PAYG: Rotherham Children's University (start-up)	-			306.00			N/A
Children & Young People	Rotherham School Improvement Service	Rotherham School Improvement Service	Core: Rotherham Children's University (membership)	Bespoke Core: Rotherham Children's University (membership)	-			102.00			N/A
Children & Young People	Rotherham School Improvement Service	Rotherham School Improvement Service	PAYG: Rotherham Children's University (membership)	PAYG: Rotherham Children's University (membership)	-			153.00			N/A
Children & Young People	Rotherham School Improvement Service	Rotherham School Improvement Service	PAYG: CPD Delegate	PAYG: CPD Delegate	-			96.90			N/A
Children & Young People	School Admissions & Appeals	School Admissions & Appeals	Admission and appeals service with a max of 20 appeals - NEW CHARGE 2024-25	£9.18 x Pupils numbers on roll (spring term census)	9.18			9.36			2.0%

FEES AND CHARGES
PROPOSALS 2025/26

Key
Service Ended

Directorate	Service Area	Service	Description of Fee or Charge	Basis of Charge	Fixed Charge 2024/25 £	Charge Range Minimum Charge 2024/25 £	Charge Range Maximum Charge 2024/25 £	Proposed Fixed Charge 2025/26 £	Charge Range Proposed Minimum Charge 2025/26 £	Charge Range Proposed Maximum Charge 2025/26 £	%age increase
Children & Young People	School Admissions & Appeals	School Admissions & Appeals	Appeals over 20 for academies for appeal administration only. NEW CHARGE 2024-25	£160 to charge for appeals over 20	160.00			164.00			2.5%
Children & Young People	School Admissions & Appeals	School Admissions & Appeals	Appeals over the 20 for academies for Presenting Officer/statement of case. - NEW CHARGE 2024-25	£30 to charge for appeals over 20	30.00			31.00			3.3%
Children & Young People	Specialist Inclusion Support Service		Option 1 - Platinum Package A - 114 Hours	Option 1 - Platinum Package A - 114 Hours	8,967.00			9,146.00			2.0%
Children & Young People	Specialist Inclusion Support Service		Option 2 - Premium Gold Package B - 84 Hours	Option 2 - Premium Gold Package B - 84 Hours	6,796.00			6,932.00			2.0%
Children & Young People	Specialist Inclusion Support Service		Option 3 - Gold Package C - 60 Hours	Option 3 - Gold Package C - 60 Hours	4,922.00			5,021.00			2.0%
Children & Young People	Specialist Inclusion Support Service		Option 4 - Silver Package D - 36 hours	Option 4 - Silver Package D - 36 hours	2,994.00			3,054.00			2.0%
Children & Young People	Specialist Inclusion Support Service		Option 5 -Bronze Package E - 20 Hours	Option 5 -Bronze Package E - 20 Hours	1,709.00			1,744.00			2.0%
Children & Young People	Specialist Inclusion Support Service		Option 6 - Package F - Hourly Rate (for specially arranged package)	Option 6 - Package F - Hourly Rate (for specially arranged package)	86.00			88.00			2.3%
Children & Young People	Specialist Inclusion Support Service		Option 7 - Package G - Hourly Rate (Further hours through the school year in addition to options 1 to 6 above, these will be charged at the higher hourly rate.	Option 7 - Package G - Hourly Rate (Further hours through the school year in addition to options 1 to 6 above, these will be charged at the higher hourly rate.	94.00			96.00			2.1%
Finance & Customer Services Directorate	Bereavement Services	Bereavement Services	Contractual Fixed Amount - Dignity Contract	Per annum	Contract Defined			Contract Defined			N/A
Finance & Customer Services Directorate	Bereavement Services	Bereavement Services	Contract Charges (Performance) - Dignity Contract	Per failure event	Variable			Variable			N/A
Finance & Customer Services Directorate	Customer Services	Customer Services	Blue Badge applications	Per badge	10.00			10.00			0.0%
Finance & Customer Services Directorate	Electoral Services	Electoral Services	Overseas electors (paper - per constituency)	Per 100 entries (or part of) plus £10 fixed admin fee		15.00	No Max	5.00	15.00	No Max	0.0%
Finance & Customer Services Directorate	Electoral Services	Electoral Services	Overseas electors (electronic format - per constituency)	Per 100 entries (or part of) plus £20 fixed admin fee		21.50	No Max	1.50	21.50	No Max	0.0%
Finance & Customer Services Directorate	Electoral Services	Electoral Services	Open and full electoral register (paper format - per constituency)	Per 1000 entries (or part of) plus £10 fixed admin fee	5.00	15.00	No Max	5.00	15.00	No Max	0.0%
Finance & Customer Services Directorate	Electoral Services	Electoral Services	Open and full electoral register (electronic format - per constituency)	Per 1000 entries (or part of) plus £20 fixed admin fee		21.50	No Max	1.50	21.50	No Max	0.0%
Finance & Customer Services Directorate	Electoral Services	Electoral Services	Marked station and absent vote lists from an election (paper)	Per 1,000 entries (or part of) plus £10 admin fee		12.00	No Max	2.00	12.00	No Max	0.0%
Finance & Customer Services Directorate	Electoral Services	Electoral Services	Marked station and absent vote lists from an election (electronic)	Per 1,000 entries (or part of) plus £10 fixed admin fee		11.00	No Max	1.00	11.00	No Max	0.0%
Finance & Customer Services Directorate	Information Governance	Information Governance	Freedom of Information	Per Hour	30.00			31.00			3.3%
Finance & Customer Services Directorate	Legal Services	Legal Services	External legal work	Per Hour	77.30			80.40			4.0%
Finance & Customer Services Directorate	Legal Services	Legal Services	Work for academies	Per Hour	77.30			80.40			4.0%
Finance & Customer Services Directorate	Legal Services	Legal Services	Advice to Primary and Special Schools	Per annum	257.50			268.00			4.1%
Finance & Customer Services Directorate	Legal Services	Legal Services	Advice to Secondary Schools	Per annum	450.00			468.00			4.0%
Finance & Customer Services Directorate	Legal Services	Legal Services	Pay as Used advice to schools	Per Hour		47.00	53.00		49.00	55.00	4.3%
Finance & Customer Services Directorate	Legal Services	Legal Services	Section 106	A minimum amount of £1,100 for a straightforward agreement or higher (subject to negotiation), dependant on level of complexity	1,110.00			1,155.00			4.1%
Finance & Customer Services Directorate	Legal Services	Legal Services	Section 38 & 278 Highway Improvement	Per application		615.00	930.00		640.00	967.00	4.1%
Finance & Customer Services Directorate	Registration Service	Registration Service	Ceremony Booking/Admin Fee	Per event	39.00			40.00			2.6%

FEES AND CHARGES
PROPOSALS 2025/26

Key
Service Ended

Directorate	Service Area	Service	Description of Fee or Charge	Basis of Charge	Fixed Charge 2024/25 £	Charge Range: Minimum Charge 2024/25 £	Charge Range: Maximum Charge 2024/25 £	Proposed Fixed Charge 2025/26 £	Charge Range: Proposed Minimum Charge 2025/26 £	Charge Range: Proposed Maximum Charge 2025/26 £	%age increase
Finance & Customer Services Directorate	Registration Service	Registration Service	Statutory Marriage Riverside House	Per ceremony	57.00			56.00			-1.8%
Finance & Customer Services Directorate	Registration Service	Registration Service	Attendance at Register office for Civil Partnership Schedule Signing (Riverside House)	Per signing				56.00			N/A
Finance & Customer Services Directorate	Registration Service	Registration Service	Statutory Marriage Civil Partnership Clifton Park Museum	Per event	57.00			Service now ceased			N/A
Finance & Customer Services Directorate	Registration Service	Registration Service	Basic Marriage Civil Partnership Clifton Park Museum	Per ceremony	180.00			184.00			2.2%
Finance & Customer Services Directorate	Registration Service	Registration Service	Enhanced Marriage Civil Partnership Clifton Park Museum	Mon - Thurs	290.00			300.00			3.4%
Finance & Customer Services Directorate	Registration Service	Registration Service	Premium Marriage Civil Partnership Ceremony Clifton Park Museum	Saturday	330.00			337.00			2.1%
Finance & Customer Services Directorate	Registration Service	Registration Service	Naming Renewal of Vows Clifton Park Museum	Mon - Thurs	310.00			317.00			2.3%
Finance & Customer Services Directorate	Registration Service	Registration Service	Naming Renewal of Vows Clifton Park Museum	Friday	365.00			375.00			2.7%
Finance & Customer Services Directorate	Registration Service	Registration Service	Naming Renewal of Vows Clifton Park Museum	Saturday	365.00			375.00			2.7%
Finance & Customer Services Directorate	Registration Service	Registration Service	Private Citizenship Clifton Park Museum	Mon - Fri	180.00			185.00			2.8%
Finance & Customer Services Directorate	Registration Service	Registration Service	Marriage Civil Partnership Approved Venue	Mon - Fri	375.00			383.00			2.1%
Finance & Customer Services Directorate	Registration Service	Registration Service	Marriage Civil Partnership Approved Venue	Saturday	415.00			430.00			3.6%
Finance & Customer Services Directorate	Registration Service	Registration Service	Marriage Civil Partnership Approved Venue	Sunday	425.00			430.00			1.2%
Finance & Customer Services Directorate	Registration Service	Registration Service	Marriage Civil Partnership Approved Venue	Bank Hol / 6pm - 8pm	550.00			550.00			0.0%
Finance & Customer Services Directorate	Registration Service	Registration Service	Naming Renewal of Vows Approved Venue	Mon - Fri	375.00			383.00			2.1%
Finance & Customer Services Directorate	Registration Service	Registration Service	Naming Renewal of Vows Approved Venue	Saturday	415.00			430.00			3.6%
Finance & Customer Services Directorate	Registration Service	Registration Service	Naming Renewal of Vows Approved Venue	Sunday	425.00			430.00			1.2%
Finance & Customer Services Directorate	Registration Service	Registration Service	Naming Renewal of Vows Approved Venue	Bank Hol / 6pm - 8pm	550.00			550.00			0.0%
Finance & Customer Services Directorate	Registration Service	Registration Service	NEW SERVICE - Bespoke Ceremony	Per event	-			460.00			N/A
Finance & Customer Services Directorate	Registration Service	Registration Service	Priority Certificate	Per application	35.00			38.50			10.0%
Finance & Customer Services Directorate	Registration Service	Registration Service	Closed register certificate	Per application	11.00			12.50			13.6%
Finance & Customer Services Directorate	Registration Service	Registration Service	Open register certificate	Per application	11.00			12.50			13.6%
Finance & Customer Services Directorate	Registration Service	Registration Service	Issue of certificate of baptism where child's name altered or given	Per application				1.50			N/A
Finance & Customer Services Directorate	Registration Service	Registration Service	Time of registration certificate	Per application	11.00			12.50			13.6%
Finance & Customer Services Directorate	Registration Service	Registration Service	General search of indexes hed by the Superintendent Registrar	Per application				20.00			N/A
Finance & Customer Services Directorate	Registration Service	Registration Service	Request for correction to register entry to Local Registration Service	Per application	75.00			83.00			10.7%
Finance & Customer Services Directorate	Registration Service	Registration Service	Request for correction to register entry to General Register Office	Per application	90.00			99.00			10.0%
Finance & Customer Services Directorate	Registration Service	Registration Service	Request for approval of foreign divorce documents as evidence for notice of marriage to Local Registration Service	Per application	50.00			55.00			10.0%
Finance & Customer Services Directorate	Registration Service	Registration Service	Request for approval of foreign divorce or dissolution documents as evidence for notice of marriage to General Register Office	Per application	75.00			83.00			10.7%
Finance & Customer Services Directorate	Registration Service	Registration Service	Request to change of forename within 12 months of birth registration	Per application	40.00			44.00			10.0%
Finance & Customer Services Directorate	Registration Service	Registration Service	Request to waive statutory marriage or civil partnership notice period	Per application	60.00			66.00			10.0%
Finance & Customer Services Directorate	Registration Service	Registration Service	Application to register a building for worship	Per application	29.00			32.00			10.3%
Finance & Customer Services Directorate	Registration Service	Registration Service	Application to register a place of religious worship for marriage between a man and a woman	Per application	123.00			136.00			10.6%
Finance & Customer Services Directorate	Registration Service	Registration Service	Application to add same/opposite sex marriages to a place of worship who currently has only one type of marriage permitted	Per application				71.00			N/A
Finance & Customer Services Directorate	Registration Service	Registration Service	Application to register a place of religious worship for marriage between a same sex couple not already registered	Per application				136.00			N/A
Finance & Customer Services Directorate	Registration Service	Registration Service	Notice of marriage or civil partnership	Per application	35.00			42.00			20.0%
Finance & Customer Services Directorate	Registration Service	Registration Service	Notice of marriage or civil partnership for persons subject to immigration control	Per application				57.00			N/A
Finance & Customer Services Directorate	Registration Service	Registration Service	Attending to take notice of marriage or civil partnership for a housebound person	Per application	47.00			57.00			21.3%

FEES AND CHARGES
PROPOSALS 2025/26

Key
Service Ended

Directorate	Service Area	Service	Description of Fee or Charge	Basis of Charge	Fixed Charge 2024/25 £	Charge Range: Minimum Charge 2024/25 £	Charge Range: Maximum Charge 2024/25 £	Proposed Fixed Charge 2025/26 £	Charge Range: Proposed Minimum Charge 2025/26 £	Charge Range: Proposed Maximum Charge 2025/26 £	%age increase
Finance & Customer Services Directorate	Registration Service	Registration Service	Attending to take notice of marriage or civil partnership for a detained person	Per application	68.00			82.00			20.6%
Finance & Customer Services Directorate	Registration Service	Registration Service	Attendance at a marriage solemnized on the authority of the Registrar General's licence by a Superintendent Registrar	Per application				2.50			N/A
Finance & Customer Services Directorate	Registration Service	Registration Service	Attendance at a marriage solemnized on the authority of the Reistrar General's licence by a Registrar	Per application				2.50			N/A
Finance & Customer Services Directorate	Registration Service	Registration Service	Entry of notice of marriage to be solemnized on the authority of the Registrar General's license	Per application				4.00			N/A
Finance & Customer Services Directorate	Registration Service	Registration Service	Attendance of Civil Partnership Registrar in who's presence the Registrar Generals license is signed	Per application				2.50			N/A
Finance & Customer Services Directorate	Registration Service	Registration Service	Marriage or civil partnership by Registrar Generals Licence	Per application	15.00			18.00			20.0%
Finance & Customer Services Directorate	Registration Service	Registration Service	Attending the marriage or civil partnership of a housebound person	Per application	84.00			101.00			20.2%
Finance & Customer Services Directorate	Registration Service	Registration Service	Attending the marriage or civil partnership of a detained person	Per application	94.00			113.00			20.2%
Finance & Customer Services Directorate	Registration Service	Registration Service	Conversion of a civil partnership to marriage one stage procedure	Per application	45.00			50.00			11.1%
Finance & Customer Services Directorate	Registration Service	Registration Service	Conversion of a civil partnership to marriage two stage procedure	Per application	118.00			131.00			11.0%
Finance & Customer Services Directorate	Registration Service	Registration Service	Conversion of a civil partnership to marriage for a housebound person	Per application	99.00			109.00			10.1%
Finance & Customer Services Directorate	Registration Service	Registration Service	Conversion of a civil partnership to marriage for a detained person	Per application	117.00			129.00			10.3%
Finance & Customer Services Directorate	Registration Service	Registration Service	Conversion of a civil partnership to marriage by special procedure	Per application	15.00			18.00			20.0%
Finance & Customer Services Directorate	Registration Service	Registration Service	The first stage of the procedure for conversion of civil partnership in accordance with the two stage procedure for conversion on secular premises	Per application				30.00			N/A
Finance & Customer Services Directorate	Registration Service	Registration Service	Attending to register a marriage at a place of religious worship	Per application	86.00			104.00			20.9%
Finance & Customer Services Directorate	Registration Service	Registration Service	Attending to register the religious marriage or civil partnership of a housebound person	Per application	81.00			98.00			21.0%
Finance & Customer Services Directorate	Registration Service	Registration Service	Attending to register the religious marriage or civil partnership of a detained person	Per application	88.00			106.00			20.5%
Finance & Customer Services Directorate	Registration Service	Registration Service	Certificate of no impediment to civil partnership	Per application				38.50			N/A
Finance & Customer Services Directorate	Registration Service	Registration Service	Certificate of no impediment to marriage	Per application	35.00			42.00			20.0%
Finance & Customer Services Directorate	Registration Service	Registration Service	PD2 Application (Passport Name Change)	Per application	16.00			17.00			6.3%
Finance & Customer Services Directorate	Registration Service	Registration Service	Weekend Notice Fee (charged on top of stat fee) Non refundable	Per couple	30.00			31.00			3.3%
Finance & Customer Services Directorate	Registration Service	Registration Service	Birth Certificate Wallet	Per wallet	1.00			1.20			20.0%
Finance & Customer Services Directorate	Registration Service	Registration Service	Signed for postage	Each	2.75			2.87			4.4%
Finance & Customer Services Directorate	Revenues & Benefits	Revenues & Benefits	Free school meals administration	Per child	6.30			6.50			3.2%
Finance & Customer Services Directorate	Revenues & Benefits	Revenues & Benefits	Court Fees (Summonses for non payment)	Per Summons	54.00			56.00			3.7%
Finance & Customer Services Directorate	Revenues & Benefits	Revenues & Benefits	Liability Orders (Council Tax and Business Rates)	Per Liability Order	26.00			26.00			0.0%
Finance & Customer Services Directorate	Schools Finance	Finance Support - Academies	Service retainer - including Helpdesk and Online support	Per annum	1,646.20			2,189.00			33.0%
Finance & Customer Services Directorate	Schools Finance	Finance Support - Academies	FMS chart of accounts/coding structure set up	Per Set-up	835.30			1,111.00			33.0%
Finance & Customer Services Directorate	Schools Finance	Finance Support - Academies	Financial Support onsite visit - ad hoc	Per Visit	240.60			320.00			33.0%
Finance & Customer Services Directorate	Schools Finance	Finance Support - Academies	Financial Support onsite visit - termly	For 3 visits	490.80			653.00			33.0%
Finance & Customer Services Directorate	Schools Finance	Finance Support - Academies	Financial Support onsite visit - half termly	For 6 visits	983.70			1,308.00			33.0%
Finance & Customer Services Directorate	Schools Finance	Finance Support - Academies	Financial Support onsite visit - monthly	For 10 visits	1,628.20			2,166.00			33.0%
Finance & Customer Services Directorate	Schools Finance	Finance Support - Academies	Provision of financial management training session	Per 1/2 day	240.60			320.00			33.0%
Finance & Customer Services Directorate	Schools Finance	Finance Support - Academies	Assistance with recruitment of finance staff	Per 1/2 day	240.60			320.00			33.0%
Finance & Customer Services Directorate	Schools Finance	Finance Support - Academies	Attendance at Governing Body meetings	Per 1/2 day	240.60			320.00			33.0%
Finance & Customer Services Directorate	Schools Finance	Finance Support - Academies	Provision of cover in the event of staff absence	Per 1/2 day	240.60			320.00			33.0%
Finance & Customer Services Directorate	Schools Finance	Finance Support - Early Years	L.A.	Per annum	3,750.30			4,988.00			33.0%
Finance & Customer Services Directorate	Schools Finance	Finance Support - Early Years	Temly	Per annum	3,968.60			5,278.00			33.0%

FEES AND CHARGES
PROPOSALS 2025/26

Key
Service Ended

Directorate	Service Area	Service	Description of Fee or Charge	Basis of Charge	Fixed Charge 2024/25 £	Charge Range Minimum Charge 2024/25 £	Charge Range Maximum Charge 2024/25 £	Proposed Fixed Charge 2025/26 £	Charge Range Proposed Minimum Charge 2025/26 £	Charge Range Proposed Maximum Charge 2025/26 £	%age increase
Finance & Customer Services Directorate	Schools Finance	Finance Support - Early Years	1/2 Termly	Per annum	4,177.50			5,556.00			33.0%
Finance & Customer Services Directorate	Schools Finance	Finance Support - Early Years	Monthly	Per annum	4,496.50			5,980.00			33.0%
Finance & Customer Services Directorate	Schools Finance	Finance Support - Early Years	Fortnightly	Per annum	5,456.90			7,258.00			33.0%
Finance & Customer Services Directorate	Schools Finance	Finance Support - Early Years	Weekly	Per annum	7,367.00			9,798.00			33.0%
Finance & Customer Services Directorate	Schools Finance	Finance Support - Primary	L.A.	Per annum		1,986.40	3,041.10		2,642.00	4,045.00	33.0%
Finance & Customer Services Directorate	Schools Finance	Finance Support - Primary	Termly	Per annum		2,201.60	3,221.30		2,928.00	4,284.00	33.0%
Finance & Customer Services Directorate	Schools Finance	Finance Support - Primary	1/2 Termly	Per annum		2,407.30	3,432.30		3,202.00	4,565.00	33.0%
Finance & Customer Services Directorate	Schools Finance	Finance Support - Primary	Monthly	Per annum		2,728.40	3,753.50		3,629.00	4,992.00	33.0%
Finance & Customer Services Directorate	Schools Finance	Finance Support - Primary	Fortnightly	Per annum		3,690.90	4,711.70		4,909.00	6,267.00	33.0%
Finance & Customer Services Directorate	Schools Finance	Finance Support - Primary	Weekly	Per annum		5,604.20	6,630.30		7,454.00	8,818.00	33.0%
Finance & Customer Services Directorate	Schools Finance	Finance Support - Secondary	Core	Per annum	2,938.30			3,908.00			33.0%
Finance & Customer Services Directorate	Schools Finance	Finance Support - Secondary	Core + Visits (6)	Per annum	3,322.00			4,418.00			33.0%
Finance & Customer Services Directorate	Schools Finance	Finance Support - Secondary	Additional Visit - Early Years/Primary/Special	Per visit	122.40			163.00			33.2%
Finance & Customer Services Directorate	Schools Finance	Finance Support - Secondary	Sickness Cover - Early Years/Primary/Special	Per visit	243.80			324.00			32.9%
Finance & Customer Services Directorate	Schools Finance	Finance Support - Secondary	Additional Visit - Secondary	Per visit	147.30			196.00			33.1%
Finance & Customer Services Directorate	Schools Finance	Finance Support - Secondary	Sickness Cover -Secondary	Per visit	243.80			324.00			32.9%
Finance & Customer Services Directorate	Schools Finance	Finance Support - Special	L.A.	Per annum		2,716.80	4,619.50		3,613.00	6,144.00	33.0%
Finance & Customer Services Directorate	Schools Finance	Finance Support - Special	Termly	Per annum		2,928.80	3,565.80		3,895.00	4,743.00	33.0%
Finance & Customer Services Directorate	Schools Finance	Finance Support - Special	1/2 Termly	Per annum		3,151.40	5,042.40		4,191.00	6,706.00	33.0%
Finance & Customer Services Directorate	Schools Finance	Finance Support - Special	Monthly	Per annum		3,467.30	5,363.60		4,612.00	7,134.00	33.0%
Finance & Customer Services Directorate	Schools Finance	Finance Support - Special	Fortnightly	Per annum		4,419.10	4,419.10		5,877.00	5,877.00	33.0%
Finance & Customer Services Directorate	Schools Finance	Finance Support - Special	Weekly	Per annum		6,332.40	6,332.40		8,422.00	8,422.00	33.0%
Finance & Customer Services Directorate	Asset Management	Asset Management	All Commercial Fees, Leases and Time charges	By Negotiation	Price on Application			Price on Application			N/A
Finance & Customer Services Directorate	Asset Management - Estates Team	Asset Management - Estates Team	Assignments (under £10k p.a)	For activity	685.00			700.00			2.2%
Finance & Customer Services Directorate	Asset Management - Estates Team	Asset Management - Estates Team	Assignments (over £10k p.a)	For activity	920.00			940.00			2.2%
Finance & Customer Services Directorate	Asset Management - Estates Team	Asset Management - Estates Team	Underlettings	For activity	375.00			385.00			2.7%
Finance & Customer Services Directorate	Asset Management - Estates Team	Asset Management - Estates Team	Compound Licence	Per licence	570.00			580.00			1.8%
Finance & Customer Services Directorate	Asset Management - Estates Team	Asset Management - Estates Team	Retrospective Consents (Commercial)	For activity	920.00			940.00			2.2%
Finance & Customer Services Directorate	Asset Management - Estates Team	Asset Management - Estates Team	Retrospective Consents (Residential)	For activity	500.00			510.00			2.0%
Finance & Customer Services Directorate	Asset Management - Estates Team	Asset Management - Estates Team	Negotiation of early termination	For activity	500.00			510.00			2.0%
Finance & Customer Services Directorate	Asset Management - Estates Team	Asset Management - Estates Team	Enfranchisement	For activity	920.00			940.00			2.2%
Finance & Customer Services Directorate	Asset Management - Estates Team	Asset Management - Estates Team	Landlords Consent	For activity	630.00			645.00			2.4%
Finance & Customer Services Directorate	Asset Management - Estates Team	Asset Management - Estates Team	Landlords Consent (Short Notice)	For activity	920.00			940.00			2.2%
Finance & Customer Services Directorate	Asset Management - Estates Team	Asset Management - Estates Team	Restrictive Covenants	For activity	685.00			700.00			2.2%
Finance & Customer Services Directorate	Asset Management - Estates Team	Asset Management - Estates Team	External Asset Valuation - Minimum Fee	For activity	630.00			645.00			2.4%
Finance & Customer Services Directorate	Asset Management - Estates Team	Asset Management - Estates Team	Asset Transfer Lease (Surveyors Fees)	For activity	1,250.00			1,275.00			2.0%
Finance & Customer Services Directorate	Asset Management - Estates Team	Asset Management - Estates Team	School Caretakers Properties - Rents	Various	Price on Application			Price on Application			N/A
Finance & Customer Services Directorate	Aset Management - Climate Change Team	Aset Management - Climate Change Team	Electric Vehicle Charging Points - Fast Charging	per kWh	0.50			0.51			2.0%
Finance & Customer Services Directorate	Aset Management - Climate Change Team	Aset Management - Climate Change Team	Electric Vehicle Charging Points - Rapid Charging	per kWh	0.65			0.66			1.5%

FEES AND CHARGES
PROPOSALS 2025/26

Key
Service Ended

Directorate	Service Area	Service	Description of Fee or Charge	Basis of Charge	Fixed Charge 2024/25 £	Charge Range: Minimum Charge 2024/25 £	Charge Range: Maximum Charge 2024/25 £	Proposed Fixed Charge 2025/26 £	Charge Range: Proposed Minimum Charge 2025/26 £	Charge Range: Proposed Maximum Charge 2025/26 £	%age increase
Regeneration & Environment	Building Control	Building Control	The price charged by the school meals service are commercially confidential. The service needs to remain price competitive to compete with other external providers	Per meal, per pupil		120.00	240.00	Building Control Charges under review.			-100.0%
Regeneration & Environment	Building Control	Building Control	The price charged by the cleaning service are commercially confidential. The service needs to remain price competitive to compete with other external providers		63.00			Charges to be set to reflect full cost recovery.			N/A
Regeneration & Environment	Building Control	Building Control	Standard fee's for Domestic Work. Category 1 - Erection or extension of a detached/attached domestic garage or car port up to 50m2	Per application	450.00						-100.0%
Regeneration & Environment	Building Control	Building Control	Standard fee's for Domestic Work. Category 1 - REGULARISATION Erection or extension of a detached/attached domestic garage or car port up to 50m2	Per application	750.00						-100.0%
Regeneration & Environment	Building Control	Building Control	Standard fee's for Domestic Work. Category 2 - Any extension with a total floor area which does not exceed 40m2	Per application	720.00						-100.0%
Regeneration & Environment	Building Control	Building Control	Standard fee's for Domestic Work. Category 2 - REGULARISATION Any extension with a total floor area which does not exceed 40m2	Per application	1,200.00						-100.0%
Regeneration & Environment	Building Control	Building Control	Standard fee's for Domestic Work. Category 3 - Any extension with a total floor area exceeding 40m2 but not exceeding 60m2	Per application	840.00						-100.0%
Regeneration & Environment	Building Control	Building Control	Standard fee's for Domestic Work. Category 3 - REGULARISATION Any extension with a total floor area exceeding 40m2 but not exceeding 60m2	Per application	1,400.00						-100.0%
Regeneration & Environment	Building Control	Building Control	Standard fee's for Domestic Work. Category 4 - Any extension with a total floor area exceeding 60m2 but not exceeding 100m2	Per application	1,020.00						-100.0%
Regeneration & Environment	Building Control	Building Control	Standard fee's for Domestic Work. Category 4 - REGULARISATION Any extension with a total floor area exceeding 60m2 but not exceeding 100m2	Per application	1,700.00						-100.0%
Regeneration & Environment	Building Control	Building Control	Standard fee's for Other Domestic Work. Category 5 - The provision of one or more rooms in a roof space	Per application	780.00						-100.0%
Regeneration & Environment	Building Control	Building Control	Standard fee's for Other Domestic Work. Category 5 - REGULARISATION The provision of one or more rooms in a roof space	Per application	1,300.00						-100.0%
Regeneration & Environment	Building Control	Building Control	Standard fee's for Other Domestic Work. Category 6 - Conversion of a garage to a habitable room	Per application	450.00						-100.0%
Regeneration & Environment	Building Control	Building Control	Standard fee's for Other Domestic Work. Category 6 - REGULARISATION - Conversion of a garage to a habitable room	Per application	750.00						-100.0%
Regeneration & Environment	Building Control	Building Control	Standard fee's for Other Domestic Work. Category 7 -The replacement of windows, roof lights, roof windows and external doors in an existing dwelling.	Per application	330.00						-100.0%
Regeneration & Environment	Building Control	Building Control	Standard fee's for Other Domestic Work. Category 7 - REGULARISATION The replacement of windows, roof lights, roof windows and external doors in an existing dwelling.	Per application	550.00						-100.0%
Regeneration & Environment	Building Control	Building Control	Standard fees for Other Domestic Work. Category 8 - Re-roof of a conservatory.	Per application	420.00						-100.0%
Regeneration & Environment	Building Control	Building Control	Standard fees for Other Domestic Work. Category 8 - REGULARISATION Re-roof of a conservatory.	Per application	700.00						-100.0%
Regeneration & Environment	Building Control	Building Control	Standard fee's for Other Domestic Work. Category 8 - Re-roof of a domestic dwelling or external wall insulation cladding	Per application	330.00						-100.0%
Regeneration & Environment	Building Control	Building Control	Standard fee's for Other Domestic Work. Category 8 - REGULARISATION Re-roof of a domestic dwelling or external wall insulation cladding	Per application	550.00						-100.0%
Regeneration & Environment	Building Control	Building Control	Standard fee's for Other Domestic Work. Category 9 - Installation of Solid Fuel Burning appliance	Per application	Price on Application						N/A
Regeneration & Environment	Building Control	Building Control	Standard fee's for Other Domestic Work. Category 9 - REGULARISATION Installation of Solid Fuel Burning appliance	Per application	Price on Application						N/A
Regeneration & Environment	Building Control	Building Control	Standard fee's for Other Domestic Work. Category 10 -Installation of controlled domestic electrical installation (by non-competent person scheme)	Per application	Price on Application						N/A
Regeneration & Environment	Building Control	Building Control	Standard Charge for new dwellings for Other Category 1 - Number of dwellings-1	Per application	1,140.00						-100.0%
Regeneration & Environment	Building Control	Building Control	Standard Charge for new dwellings for Other Category 1 - REGULARISATION - Number of dwellings-1	Per application	1,700.00						-100.0%
Regeneration & Environment	Building Control	Building Control	Standard Charges for all other work Category 1 - Charge based on estimated cost of work £0 - £1000	Per application	450.00						-100.0%
Regeneration & Environment	Building Control	Building Control	Standard Charges for all other work Category 1 - REGULARISATION Charge based on estimated cost of work £0 - £1000	Per application	750.00						-100.0%

FEES AND CHARGES
PROPOSALS 2025/26

Key
Service Ended

Directorate	Service Area	Service	Description of Fee or Charge	Basis of Charge	Fixed Charge 2024/25 £	Charge Range Minimum Charge 2024/25 £	Charge Range Maximum Charge 2024/25 £	Proposed Fixed Charge 2025/26 £	Charge Range Proposed Minimum Charge 2025/26 £	Charge Range Proposed Maximum Charge 2025/26 £	%age increase
Regeneration & Environment	Building Control	Building Control	Standard Charges for all other work Category 2 -Charge based on estimated cost of work £1001 - £10 000	Per application	570.00						-100.0%
Regeneration & Environment	Building Control	Building Control	Standard Charges for all other work Category 2 - REGULARISATION Charge based on estimated cost of work £1001 - £10 000	Per application	950.00						-100.0%
Regeneration & Environment	Building Control	Building Control	Standard Charges for all other work Category 3 - Charge based on estimated cost of work £0 - £5 000	Per application	930.00						-100.0%
Regeneration & Environment	Building Control	Building Control	Standard Charges for all other work Category 3 - REGULARISATION Charge based on estimated cost of work £5 001 - £15 000	Per application	1,550.00						-100.0%
Regeneration & Environment	Building Control	Building Control	Standard Charges for all other work Category 4 - Charge based on estimated cost of work £15 001 - £35 000	Per application	930.00						-100.0%
Regeneration & Environment	Building Control	Building Control	Standard Charges for all other work Category 4 - REGULARISATION Charge based on estimated cost of work £35 001 - £80 000	Per application	1,750.00						-100.0%
Finance & Customer Services Directorate	Catering & Facilities Services	School Meals	The price charges by the school meals service are commercially confidential. The service needs to remain price competitive to compete with other external providers	Per meal, per pupil	Commercially confidential			Commercially confidential			N/A
Regeneration & Environment	Civic Theatre	Theatre Hire	Performance for Professional Company - one day hire for one performance for 8 hours total (2 tech staff, 1 duty Manager and box office for performance)(Additional performances negotiable with Theatre Manager)	per performance	Price on Application			Price on Application			N/A
Regeneration & Environment	Civic Theatre	Theatre Hire	Per hour daytime	per hour	215.00			215.00			0.0%
Regeneration & Environment	Civic Theatre	Theatre Hire	All professional performances incur per ticket booking fee	Per ticket	1.60			1.60			0.0%
Regeneration & Environment	Civic Theatre	Theatre Hire - Additional Rooms	Annexe Lister Hall *External hire none show related*	per session	Price on Application			Price on Application			N/A
Regeneration & Environment	Civic Theatre	Theatre Hire - Additional Rooms	The Lister Hall *Subject to availability price per hour or part of*	per hour	20.00			20.00			0.0%
Regeneration & Environment	Civic Theatre	Theatre Hire - Additional Rooms	The White Room	per hour	15.00			15.00			0.0%
Regeneration & Environment	Civic Theatre	Theatre Hire - Additional Staffing	Follow Spot Operator / Additional Stage Hand	per hour	22.50			22.50			0.0%
Regeneration & Environment	Civic Theatre	Theatre Hire - Additional Staffing	Additional Specialist Technician / Staff Member *Sound Operator/ AV tech (Subject to availability)*	per hour	Price on Application			Price on Application			N/A
Regeneration & Environment	Civic Theatre	Theatre Hire - Additional Staffing	Theatre staff as Specialist Speakers	per hour	Price on Application			Price on Application			N/A
Regeneration & Environment	Civic Theatre	Theatre Hire - Amateur and Charitable Organisations	Off Peak Weekday Performance Evenings - (6pm -10.30pm Mon-Thurs)(2 crew, 1 duty Manager, 1 box office)	per performance	510.00			510.00			0.0%
Regeneration & Environment	Civic Theatre	Theatre Hire - Amateur and Charitable Organisations	On Peak Weekend Performance Evenings - Where % occupancy exceeds 70% - (6pm -10.30pm Fri - Sun)(2 crew, 1 duty Manager, 1 box office)	per performance	510.00			510.00			0.0%
Regeneration & Environment	Civic Theatre	Theatre Hire - Amateur and Charitable Organisations	On Peak Weekend Performance Evenings - Where % occupancy is less than 70% - (6pm -10.30pm Fri - Sun)(2 crew, 1 duty Manager, 1 box office)	per performance	545.00			545.00			0.0%
Regeneration & Environment	Civic Theatre	Theatre Hire - Amateur and Charitable Organisations	Matinee Performances - Underplaying an Evening (2 crew, 1 duty Manager, 1 box office)	per performance	450.00			450.00			0.0%
Regeneration & Environment	Civic Theatre	Theatre Hire - Amateur and Charitable Organisations	Bank Holiday performance - (6pm -10.30pm)(2 crew, 1 duty Manager, 1 box office)	per performance	600.00			600.00			0.0%
Regeneration & Environment	Civic Theatre	Theatre Hire - Amateur and Charitable Organisations	6% Commission of ticket sales (an average of 6 complimentary tickets per performance are exempt from commission)	% total sales	6% Commission			6% Commission			N/A
Regeneration & Environment	Civic Theatre	Theatre Hire - Commissions	Programme Sales	per item	15%			15%			0.0%
Regeneration & Environment	Civic Theatre	Theatre Hire - Commissions	Merchandise	per item	15%			15%			0.0%
Regeneration & Environment	Civic Theatre	Theatre Hire - Deposits / Cancellations FOR HIRERS	Deposit for Hirers *(Payable on confirmation of dates)*	Per booking	20%			20%			0.0%
Regeneration & Environment	Civic Theatre	Theatre Hire - Deposits / Cancellations FOR HIRERS	Cancellation Fee within 4 months *(of core charges)*	Per booking	50%			50%			0.0%
Regeneration & Environment	Civic Theatre	Theatre Hire - Deposits / Cancellations FOR HIRERS	Cancellation Fee within a month (of core charges)	Per booking	80%			80%			0.0%
Regeneration & Environment	Civic Theatre	Theatre Hire - Deposits / Cancellations FOR HIRERS	Cancellation Fee within a week *(of core charges)*	Per booking	100%			100%			0.0%
Regeneration & Environment	Civic Theatre	Theatre Hire - Equipment/Extras *subject to availability*	The Orchestra Pit *(when installed prior to hire)*	per use	65.00			65.00			0.0%
Regeneration & Environment	Civic Theatre	Theatre Hire - Equipment/Extras *subject to availability*	Projector Hire (Single Performance) *(Includes rigging and de-rigging)*	per day	40.00			40.00			0.0%
Regeneration & Environment	Civic Theatre	Theatre Hire - Equipment/Extras *subject to availability*	Projector Hire (Week long run of performances)*(Includes rigging and de-rigging)*	Per Week	120.00			120.00			0.0%
Regeneration & Environment	Civic Theatre	Theatre Hire - Equipment/Extras *subject to availability*	Yamaha Baby Grand Concert Piano	per use	66.00			66.00			0.0%
Regeneration & Environment	Civic Theatre	Theatre Hire - Equipment/Extras *subject to availability*	Piano Tuning	Cost + 25%	Cost Recovery plus 25%			Cost Recovery plus 25%			N/A
Regeneration & Environment	Civic Theatre	Theatre Hire - Equipment/Extras *subject to availability*	Follow spot *Operator costs see above(per day)*	per day	22.00			22.00			0.0%
Regeneration & Environment	Civic Theatre	Theatre Hire - Equipment/Extras *subject to availability*	Follow spot *Operator costs see above(per week)*	Per Week	55.00			55.00			0.0%
Regeneration & Environment	Civic Theatre	Theatre Hire - Equipment/Extras *subject to availability*	Mirror Ball	per use	22.00			22.00			0.0%
Regeneration & Environment	Civic Theatre	Theatre Hire - Equipment/Extras *subject to availability*	UV Lamps	per day	22.00			22.00			0.0%
Regeneration & Environment	Civic Theatre	Theatre Hire - Equipment/Extras *subject to availability*	UV Lamps	Per Week	42.00			42.00			0.0%

FEES AND CHARGES
PROPOSALS 2025/26

Key
Service Ended

Directorate	Service Area	Service	Description of Fee or Charge	Basis of Charge	Fixed Charge 2024/25 £	Charge Range Minimum Charge 2024/25 £	Charge Range Maximum Charge 2024/25 £	Proposed Fixed Charge 2025/26 £	Charge Range Proposed Minimum Charge 2025/26 £	Charge Range Proposed Maximum Charge 2025/26 £	%age increase
Regeneration & Environment	Civic Theatre	Theatre Hire - Equipment/Extras *subject to availability*	Strobe	per day	28.00			28.00			0.0%
Regeneration & Environment	Civic Theatre	Theatre Hire - Equipment/Extras *subject to availability*	Strobe	Per Week	71.00			71.00			0.0%
Regeneration & Environment	Civic Theatre	Theatre Hire - Equipment/Extras *subject to availability*	Hire of Intelligent Lighting system *x 4 intelligent lights (subject to availability*)	per day	140.00			140.00			0.0%
Regeneration & Environment	Civic Theatre	Theatre Hire - Equipment/Extras *subject to availability*	Hire of Intelligent Lighting system *x 4 intelligent lights (subject to availability*)	Per Week	335.00			335.00			0.0%
Regeneration & Environment	Civic Theatre	Theatre Hire - Equipment/Extras *subject to availability*	Drape Hire *When not as part of standard black box set up.*	per day	22.00			22.00			0.0%
Regeneration & Environment	Civic Theatre	Theatre Hire - Equipment/Extras *subject to availability*	Drape Hire *When not as part of standard black box set up.*	Per Week	54.00			54.00			0.0%
Regeneration & Environment	Civic Theatre	Theatre Hire - Equipment/Extras *subject to availability*	Repair of Drapes *(when repairable)*	cost + 25%	Cost recovery plus 25%			Cost recovery plus 25%			N/A
Regeneration & Environment	Civic Theatre	Theatre Hire - Equipment/Extras *subject to availability*	Replacement Drapes *(when irreparable)*	cost + 25%	Cost recovery plus 25%			Cost recovery plus 25%			N/A
Regeneration & Environment	Civic Theatre	Theatre Hire - Equipment/Extras *subject to availability*	Star Cloth	per day	28.00			28.00			0.0%
Regeneration & Environment	Civic Theatre	Theatre Hire - Equipment/Extras *subject to availability*	Star Cloth	Per Week	71.00			71.00			0.0%
Regeneration & Environment	Civic Theatre	Theatre Hire - Equipment/Extras *subject to availability*	Smoke Machine	per day	17.00			17.00			0.0%
Regeneration & Environment	Civic Theatre	Theatre Hire - Equipment/Extras *subject to availability*	Smoke Machine	Per Week	45.00			45.00			0.0%
Regeneration & Environment	Civic Theatre	Theatre Hire - Equipment/Extras *subject to availability*	Smoke Fluid per 0.5ml *(consumption monitored)*	per 0.5ml	Cost Recovery plus 25%			Cost Recovery plus 25%			N/A
Regeneration & Environment	Civic Theatre	Theatre Hire - Equipment/Extras *subject to availability*	Haze Machine	per day	25.00			25.00			0.0%
Regeneration & Environment	Civic Theatre	Theatre Hire - Equipment/Extras *subject to availability*	Haze Machine	Per Week	60.00			60.00			0.0%
Regeneration & Environment	Civic Theatre	Theatre Hire - Equipment/Extras *subject to availability*	Haze Fluid per 0.5ml *(consumption monitored)*	per 0.5ml	Cost Recovery plus 25%			Cost Recovery plus 25%			N/A
Regeneration & Environment	Civic Theatre	Theatre Hire - Equipment/Extras *subject to availability*	Mini Mist smoke machine	per day	16.50			16.50			0.0%
Regeneration & Environment	Civic Theatre	Theatre Hire - Equipment/Extras *subject to availability*	Mini Mist smoke machine	Per Week	43.00			43.00			0.0%
Regeneration & Environment	Civic Theatre	Theatre Hire - Equipment/Extras *subject to availability*	Mini mist canister	Cost + 25%	Cost recovery plus 25%			Cost recovery plus 25%			N/A
Regeneration & Environment	Civic Theatre	Theatre Hire - Equipment/Extras *subject to availability*	Radio Mic	per use	39.00			39.00			0.0%
Regeneration & Environment	Civic Theatre	Theatre Hire - Equipment/Extras *subject to availability*	Generic mic	per use	8.25			8.25			0.0%
Regeneration & Environment	Civic Theatre	Theatre Hire - Equipment/Extras *subject to availability*	Pyrotechnic Detonation System	per day	17.00			17.00			0.0%
Regeneration & Environment	Civic Theatre	Theatre Hire - Equipment/Extras *subject to availability*	Pyrotechnic Detonation System	Per Week	45.00			45.00			0.0%
Regeneration & Environment	Civic Theatre	Theatre Hire - Equipment/Extras *subject to availability*	Gaffer Tape	Cost + 25%	Cost recovery plus 25%			Cost recovery plus 25%			N/A
Regeneration & Environment	Civic Theatre	Theatre Hire - Local Businesses and Dance Schools	Off Peak Weekday Performance Evenings - (6pm -10.30pm Mon-Thurs)(2 crew, 1 duty Manager, 1 box office)	per performance	725.00			725.00			0.0%
Regeneration & Environment	Civic Theatre	Theatre Hire - Local Businesses and Dance Schools	On Peak Weekend Performance Evenings - Where % occupancy exceeds 70% - (6pm -10.30pm Fri - Sun)(2 crew, 1 duty Manager, 1 box office)	per performance	725.00			725.00			0.0%
Regeneration & Environment	Civic Theatre	Theatre Hire - Local Businesses and Dance Schools	On Peak Weekend Performance Evenings - Where % occupancy is less than 70% - (6pm -10.30pm Fri - Sun)(2 crew, 1 duty Manager, 1 box office)	per performance	780.00			780.00			0.0%
Regeneration & Environment	Civic Theatre	Theatre Hire - Local Businesses and Dance Schools	Matinee Performances - Underplaying an Evening (2 crew, 1 duty Manager, 1 box office)(access 1.5 hrs prior to curtain up)	per performance	645.00			645.00			0.0%
Regeneration & Environment	Civic Theatre	Theatre Hire - Local Businesses and Dance Schools	Bank Holiday performance - (6pm -10.30pm)(2 crew, 1 duty Manager, 1 box office)	per performance	860.00			860.00			0.0%
Regeneration & Environment	Civic Theatre	Theatre Hire - Local Businesses and Dance Schools	10% commission of ticket sales on all tickets (an average of 6 complimentary tickets per performance are exempt from commission)	% total sales	10%			10%			0.0%
Regeneration & Environment	Civic Theatre	Theatre Hire - meeting room package	Annexe Lister Hall	per hour	22.00			22.00			0.0%
Regeneration & Environment	Civic Theatre	Theatre Hire - meeting room package	Annexe Lister Hall	Per half day (4 Hours)	75.00			75.00			0.0%
Regeneration & Environment	Civic Theatre	Theatre Hire - meeting room package	Annexe Lister Hall	Per Day (8 Hours)	120.00			120.00			0.0%
Regeneration & Environment	Civic Theatre	Theatre Hire - meeting room package	The Den	per hour	19.00			19.00			0.0%
Regeneration & Environment	Civic Theatre	Theatre Hire - meeting room package	The Den	Per half day (4 Hours)	64.00			64.00			0.0%
Regeneration & Environment	Civic Theatre	Theatre Hire - meeting room package	The Den	Per Day (8 Hours)	105.00			105.00			0.0%
Regeneration & Environment	Civic Theatre	Theatre Hire - meeting room package	Bar	per hour	22.00			22.00			0.0%
Regeneration & Environment	Civic Theatre	Theatre Hire - meeting room package	Bar	Per half day (4 Hours)	75.00			75.00			0.0%
Regeneration & Environment	Civic Theatre	Theatre Hire - meeting room package	Bar	Per Day (8 Hours)	120.00			120.00			0.0%
Regeneration & Environment	Civic Theatre	Theatre Hire - meeting room package	Auditorium with 2 technicians and DM	per hour	210.00			210.00			0.0%
Regeneration & Environment	Civic Theatre	Theatre Hire - meeting room package	Auditorium with 2 technicians and DM	Per half day (4 Hours)	795.00			795.00			0.0%
Regeneration & Environment	Civic Theatre	Theatre Hire - meeting room package	Auditorium with 2 technicians and DM	Per Day (8 Hours)	1,165.00			1,165.00			0.0%
Regeneration & Environment	Civic Theatre	Theatre Hire - meeting room package	Full Front of House Aea	per hour	53.00			53.00			0.0%
Regeneration & Environment	Civic Theatre	Theatre Hire - meeting room package	Full Front of House Aea	Per half day (4 Hours)	125.00			125.00			0.0%

FEES AND CHARGES
PROPOSALS 2025/26

Key
Service Ended

Directorate	Service Area	Service	Description of Fee or Charge	Basis of Charge	Fixed Charge 2024/25 £	Charge Range: Minimum Charge 2024/25 £	Charge Range: Maximum Charge 2024/25 £	Proposed Fixed Charge 2025/26 £	Charge Range: Proposed Minimum Charge 2025/26 £	Charge Range: Proposed Maximum Charge 2025/26 £	%age increase
Regeneration & Environment	Civic Theatre	Theatre Hire - meeting room package	Full Front of House Aea	Per Day (8 Hours)	210.00			210.00			0.0%
Regeneration & Environment	Civic Theatre	Theatre Hire - meeting room package	Auditorium with 2 technicians and DM & FOH areas	per hour	265.00			265.00			0.0%
Regeneration & Environment	Civic Theatre	Theatre Hire - meeting room package	Auditorium with 2 technicians and DM & FOH areas	Per half day (4 Hours)	925.00			925.00			0.0%
Regeneration & Environment	Civic Theatre	Theatre Hire - meeting room package	Auditorium with 2 technicians and DM & FOH areas	Per Day (8 Hours)	1,375.00			1,375.00			0.0%
Regeneration & Environment	Civic Theatre	Theatre Hire - meeting room package	Digital Screen	Per Day	53.00			53.00			0.0%
Regeneration & Environment	Civic Theatre	Theatre Hire - meeting room package	Box Office Service	Per booking	53.00			53.00			0.0%
Regeneration & Environment	Civic Theatre	Theatre Hire - meeting room package	Tech support	per hour	21.00			21.00			0.0%
Regeneration & Environment	Civic Theatre	Theatre Hire - meeting room package	Refreshments	per head	On request			On request			N/A
Regeneration & Environment	Civic Theatre	Theatre Hire - Miscellaneous	set up costs for external events	per event	Price on Application			Price on Application			N/A
Regeneration & Environment	Civic Theatre	Theatre Hire - Miscellaneous	Ticket printing *(For non theatre events)*	Per ticket	0.35			0.35			0.0%
Regeneration & Environment	Civic Theatre	Theatre Hire - Miscellaneous	External Advertising	Cost + 25%	Cost recovery plus 25%			Cost recovery plus 25%			N/A
Regeneration & Environment	Civic Theatre	Theatre Hire - Pre Production	Saturday / Sunday Get In and Rehearsal - First eight hours or part thereof -	per session	725.00			725.00			0.0%
Regeneration & Environment	Civic Theatre	Theatre Hire - Pre Production	Saturday / Sunday Get In and Rehearsal - Hour and part hour after the first eight hours - Price Per Hour	per hour	82.50			82.50			0.0%
Regeneration & Environment	Civic Theatre	Theatre Hire - Pre Production	Weekday Get In and Rehearsal - First eight hours or part thereof	per session	725.00			725.00			0.0%
Regeneration & Environment	Civic Theatre	Theatre Hire - Pre Production	Weekday Get In and Rehearsal - Hour and part hour after the first eight hours - Price Per Hour	per hour	82.50			82.50			0.0%
Regeneration & Environment	Civic Theatre	Theatre Hire - Pre Production	Rehearsal Evenings - When part of a longer hire - Maximum 5 hours	per session	725.00			725.00			0.0%
Regeneration & Environment	Civic Theatre	Theatre Hire - Pre Production	Bank Holiday Rehearsal - When part of a longer hire - Maximum 5 hours	per session	860.00			860.00			0.0%
Regeneration & Environment	Civic Theatre	Theatre Hire - Pre Production	Blank Night Retainer - When theatre is unoperational due to hirer occupancy	per session	725.00			725.00			0.0%
Regeneration & Environment	Civic Theatre	Theatre Hire - Pre Production	Saturday / Sunday Get In and Rehearsal - First eight hours or part thereof -	per session	510.00			510.00			0.0%
Regeneration & Environment	Civic Theatre	Theatre Hire - Pre Production	Saturday / Sunday Get In and Rehearsal - Hour and part hour after the first eight hours - Price Per Hour	per hour	80.00			80.00			0.0%
Regeneration & Environment	Civic Theatre	Theatre Hire - Pre Production	Weekday Get In and Rehearsal - First eight hours or part thereof	per session	510.00			510.00			0.0%
Regeneration & Environment	Civic Theatre	Theatre Hire - Pre Production	Weekday Get In and Rehearsal - Hour and part hour after the first eight hours - Price Per Hour	per hour	80.00			80.00			0.0%
Regeneration & Environment	Civic Theatre	Theatre Hire - Pre Production	Rehearsal Evenings - When part of a longer hire - Maximum 5 hours	per session	510.00			510.00			0.0%
Regeneration & Environment	Civic Theatre	Theatre Hire - Pre Production	Bank Holiday Rehearsal - When part of a longer hire - Maximum 5 hours	per session	600.00			600.00			0.0%
Regeneration & Environment	Civic Theatre	Theatre Hire - Pre Production	Blank Night Retainer - When theatre is unoperational due to hirer occupancy	per session	510.00			510.00			0.0%
Regeneration & Environment	Civic Theatre	Ticket sales	Concessionary discount of £1-£2 per ticket for qualifying guests currently. Students, Under 16, registered disabled, Rothercard, Tickets for Good	per ticket (Price varies)							N/A
Regeneration & Environment	Civic Theatre	Ticket sales	Pay what you can at certain shows agreed with production teams	per ticket (Pay what you can)							N/A
Finance & Customer Services Directorate	Cleaning	Cleaning	The price charges by the cleaning service are commercially confidential. The service needs to remain price competitive to compete with other external providers		Commercially confidential						N/A
Regeneration & Environment	Clifton Park Museum, York and Lancaster Regimental Museum, Boston Castle, Archives and Local Studies	10% discount on coffee for Rothercard/NHS Discount Card/ Blue Light card	on coffee for Rothercard/NHS Discount Card/ Blue Light card	10% discount							N/A
Regeneration & Environment	Clifton Park Museum, York and Lancaster Regimental Museum, Boston Castle, Archives and Local Studies	A&LS Enquiries and research service*	Staff time for carrying out research service enquiries (research, transcription, photocopying, printing, digital image retrieval, scanning) per 15 mins	£7.65 per 15 minutes, minimum charge 30 minutes	17.00			17.00			0.0%
Regeneration & Environment	Clifton Park Museum, York and Lancaster Regimental Museum, Boston Castle, Archives and Local Studies	A&LS Enquiries and research service*	Staff time for Electoral Register search and providing a letter confirming addresses if required (customer must be present for Registers under 10 years old) per 15 mins	7.65 per 15 minutes, minimum charge 30 minutes	17.00			17.00			0.0%
Regeneration & Environment	Clifton Park Museum, York and Lancaster Regimental Museum, Boston Castle, Archives and Local Studies	A&LS Packing and postage charges (based on Royal Mail) - International Standard - Europe *	Small letter up to 100g	Each	2.10			2.10			0.0%
Regeneration & Environment	Clifton Park Museum, York and Lancaster Regimental Museum, Boston Castle, Archives and Local Studies	A&LS Packing and postage charges (based on Royal Mail) - International Standard - Europe *	Large letter (A4 sheets) up to 100g, max thickness 2.5cm	Each	3.40			3.50			2.9%
Regeneration & Environment	Clifton Park Museum, York and Lancaster Regimental Museum, Boston Castle, Archives and Local Studies	A&LS Packing and postage charges (based on Royal Mail) - International Standard - Europe *	Large letter (A4 sheets) up to 250g, max thickness 2.5cm	Each	4.80			4.90			2.1%
Regeneration & Environment	Clifton Park Museum, York and Lancaster Regimental Museum, Boston Castle, Archives and Local Studies	A&LS Packing and postage charges (based on Royal Mail) - International Standard - Europe *	Parcels	Each	Price on Application			Price on Application			N/A
Regeneration & Environment	Clifton Park Museum, York and Lancaster Regimental Museum, Boston Castle, Archives and Local Studies	A&LS Packing and postage charges (based on Royal Mail) - International Standard - World Zone 1	Small letter up to 100g	Each	3.20			3.30			3.1%
Regeneration & Environment	Clifton Park Museum, York and Lancaster Regimental Museum, Boston Castle, Archives and Local Studies	A&LS Packing and postage charges (based on Royal Mail) - International Standard - World Zone 1	Large letter (A4 sheets) up to 100g, max thickness 2.5cm	Each	4.20			4.30			2.4%

FEES AND CHARGES
PROPOSALS 2025/26

Key
Service Ended

Directorate	Service Area	Service	Description of Fee or Charge	Basis of Charge	Fixed Charge 2024/25 £	Charge Range Minimum Charge 2024/25 £	Charge Range Maximum Charge 2024/25 £	Proposed Fixed Charge 2025/26 £	Charge Range Proposed Minimum Charge 2025/26 £	Charge Range Proposed Maximum Charge 2025/26 £	%age increase
Regeneration & Environment	Clifton Park Museum, York and Lancaster Regimental Museum, Boston Castle, Archives and Local Studies	A&LS Packing and postage charges (based on Royal Mail) - International Standard - World Zone 1	Large letter (A4 sheets) up to 250g, max thickness 2.5cm	Each	6.30			6.40			1.6%
Regeneration & Environment	Clifton Park Museum, York and Lancaster Regimental Museum, Boston Castle, Archives and Local Studies	A&LS Packing and postage charges (based on Royal Mail) - International Standard - World Zone 1	Parcels	Each	Price on Application			Price on Application			N/A
Regeneration & Environment	Clifton Park Museum, York and Lancaster Regimental Museum, Boston Castle, Archives and Local Studies	A&LS Packing and postage charges (based on Royal Mail) - International Standard - World Zone 2	Small letter up to 100g	Each	3.20			3.30			3.1%
Regeneration & Environment	Clifton Park Museum, York and Lancaster Regimental Museum, Boston Castle, Archives and Local Studies	A&LS Packing and postage charges (based on Royal Mail) - International Standard - World Zone 2	Large letter (A4 sheets) up to 100g, max thickness 2.5cm	Each	4.80			4.90			2.1%
Regeneration & Environment	Clifton Park Museum, York and Lancaster Regimental Museum, Boston Castle, Archives and Local Studies	A&LS Packing and postage charges (based on Royal Mail) - International Standard - World Zone 2	Large letter (A4 sheets) up to 250g, max thickness 2.5cm	Each	7.30			7.40			1.4%
Regeneration & Environment	Clifton Park Museum, York and Lancaster Regimental Museum, Boston Castle, Archives and Local Studies	A&LS Packing and postage charges (based on Royal Mail) - International Standard - World Zone 2	Parcels	Each	Price on Application			Price on Application			N/A
Regeneration & Environment	Clifton Park Museum, York and Lancaster Regimental Museum, Boston Castle, Archives and Local Studies	A&LS Packing and postage charges (based on Royal Mail) - UK Standard *	Small letter up to 100g 1st class	Each	0.95			1.00			5.3%
Regeneration & Environment	Clifton Park Museum, York and Lancaster Regimental Museum, Boston Castle, Archives and Local Studies	A&LS Packing and postage charges (based on Royal Mail) - UK Standard *	Small letter up to 100g 2nd class	Each	0.85			0.90			5.9%
Regeneration & Environment	Clifton Park Museum, York and Lancaster Regimental Museum, Boston Castle, Archives and Local Studies	A&LS Packing and postage charges (based on Royal Mail) - UK Standard *	Large letter (A4 sheets) up to 100g, max thickness 2.5cm 2nd class	Each	1.40			1.40			0.0%
Regeneration & Environment	Clifton Park Museum, York and Lancaster Regimental Museum, Boston Castle, Archives and Local Studies	A&LS Packing and postage charges (based on Royal Mail) - UK Standard *	Large letter (A4 sheets) up to 250g, max thickness 2.5cm 2nd class	Each	1.90			1.90			0.0%
Regeneration & Environment	Clifton Park Museum, York and Lancaster Regimental Museum, Boston Castle, Archives and Local Studies	A&LS Packing and postage charges (based on Royal Mail) - UK Standard *	Large letter (A4 sheets) up to 500g, max thickness 2.5cm 2nd class	Each	2.20			2.20			0.0%
Regeneration & Environment	Clifton Park Museum, York and Lancaster Regimental Museum, Boston Castle, Archives and Local Studies	A&LS Packing and postage charges (based on Royal Mail) - UK Standard *	Large letter (A4 sheets) up to 750g, max thickness 2.5cm 2nd class	Each	3.10			3.20			3.2%
Regeneration & Environment	Clifton Park Museum, York and Lancaster Regimental Museum, Boston Castle, Archives and Local Studies	A&LS Photocopying per page*	A4 black and white	Each	0.75			0.75			0.0%
Regeneration & Environment	Clifton Park Museum, York and Lancaster Regimental Museum, Boston Castle, Archives and Local Studies	A&LS Photocopying per page*	A4 colour	Each	2.30			2.30			0.0%
Regeneration & Environment	Clifton Park Museum, York and Lancaster Regimental Museum, Boston Castle, Archives and Local Studies	A&LS Photocopying per page*	A3 black and white	Each	1.20			1.20			0.0%
Regeneration & Environment	Clifton Park Museum, York and Lancaster Regimental Museum, Boston Castle, Archives and Local Studies	A&LS Photocopying per page*	A3 colour	Each	3.40			3.40			0.0%
Regeneration & Environment	Clifton Park Museum, York and Lancaster Regimental Museum, Boston Castle, Archives and Local Studies	A&LS Photography by customer*	Digital photograph using own camera, per image taken	Each	1.10			1.10			0.0%
Regeneration & Environment	Clifton Park Museum, York and Lancaster Regimental Museum, Boston Castle, Archives and Local Studies	A&LS Photography by customer*	Permit to take a larger quantity of photographs on a single day (conditions apply)	Each	12.70			12.70			0.0%
Regeneration & Environment	Clifton Park Museum, York and Lancaster Regimental Museum, Boston Castle, Archives and Local Studies	A&LS Photography by customer*	Advanced permit, as above but with photographer bringing in own additional equipment e.g. tripod (conditions apply; pre-booking essential)	Each	35.00			35.00			0.0%
Regeneration & Environment	Clifton Park Museum, York and Lancaster Regimental Museum, Boston Castle, Archives and Local Studies	Coffee loyalty scheme	Buy 8 get one free for card holders	Each (Loyalty Discount)							N/A
Regeneration & Environment	Clifton Park Museum, York and Lancaster Regimental Museum, Boston Castle, Archives and Local Studies	Commission:	Conservation Lab hire	Each	Price on Application			Price on Application			N/A
Regeneration & Environment	Clifton Park Museum, York and Lancaster Regimental Museum, Boston Castle, Archives and Local Studies	Commission:	Hired Equipment	Each	Price on Application			Price on Application			N/A
Regeneration & Environment	Clifton Park Museum, York and Lancaster Regimental Museum, Boston Castle, Archives and Local Studies	Commission:	Use of Hired Van	Each	Price on Application			Price on Application			N/A
Regeneration & Environment	Clifton Park Museum, York and Lancaster Regimental Museum, Boston Castle, Archives and Local Studies	Commission:	Commission on Sales (Art/Craft/Exhibits)	Each		20%			20%		0.0%
Regeneration & Environment	Clifton Park Museum, York and Lancaster Regimental Museum, Boston Castle, Archives and Local Studies	Digital image (A&LS/Collections)*	Supply of single digital image	Each	2.10			2.10			0.0%
Regeneration & Environment	Clifton Park Museum, York and Lancaster Regimental Museum, Boston Castle, Archives and Local Studies	Digital image (A&LS/Collections)*	Supply of single digital image (where original image needs to be copied) includes staff time	£1.00 + min of 15 minutes staff time £7.65	10.60			10.80			1.9%

FEES AND CHARGES
PROPOSALS 2025/26

Key
Service Ended

Directorate	Service Area	Service	Description of Fee or Charge	Basis of Charge	Fixed Charge 2024/25 £	Charge Range: Minimum Charge 2024/25 £	Charge Range: Maximum Charge 2024/25 £	Proposed Fixed Charge 2025/26 £	Charge Range: Proposed Minimum Charge 2025/26 £	Charge Range: Proposed Maximum Charge 2025/26 £	%age increase
Regeneration & Environment	Clifton Park Museum, York and Lancaster Regimental Museum, Boston Castle, Archives and Local Studies	Digital image (A&LS/Collections)*	One CD-Rom	Each	2.10			2.10			0.0%
Regeneration & Environment	Clifton Park Museum, York and Lancaster Regimental Museum, Boston Castle, Archives and Local Studies	Fees for Consultancy Work*:	Unskilled staff per day	Each	138.00			140.00			1.4%
Regeneration & Environment	Clifton Park Museum, York and Lancaster Regimental Museum, Boston Castle, Archives and Local Studies	Fees for Consultancy Work*:	Skilled staff per day	Each	320.00			325.00			1.6%
Regeneration & Environment	Clifton Park Museum, York and Lancaster Regimental Museum, Boston Castle, Archives and Local Studies	Fees for Consultancy Work*:	Professional staff per day	Each	560.00			570.00			1.8%
Regeneration & Environment	Clifton Park Museum, York and Lancaster Regimental Museum, Boston Castle, Archives and Local Studies	Fees for Consultancy Work*:	Publicity & Promotion of Booked Events at request of hirer per advert minimum (Inc. design, advert space and handling charge)	Each	Price on Application			Price on Application			N/A
Regeneration & Environment	Clifton Park Museum, York and Lancaster Regimental Museum, Boston Castle, Archives and Local Studies	Fees for Consultancy Work*:	Storage Charge (for equipment, scenery, costumes, materials, etc.) per day per 10m²	Each	Price on Application			Price on Application			N/A
Regeneration & Environment	Clifton Park Museum, York and Lancaster Regimental Museum, Boston Castle, Archives and Local Studies	Fees for Consultancy Work*:	Box fees for deposition of Archaeological Archives at Clifton Park Museum	Each	Price on Application			Price on Application			N/A
Regeneration & Environment	Clifton Park Museum, York and Lancaster Regimental Museum, Boston Castle, Archives and Local Studies	Miscellaneous	Display Cases	Each	Price on Application			Price on Application			N/A
Regeneration & Environment	Clifton Park Museum, York and Lancaster Regimental Museum, Boston Castle, Archives and Local Studies	Miscellaneous	Transport of Display Cases	cover costs + min. of 20%	Cost recovery plus minimum of 20%			Cost recovery plus minimum of 20%			N/A
Regeneration & Environment	Clifton Park Museum, York and Lancaster Regimental Museum, Boston Castle, Archives and Local Studies	Miscellaneous	Display Boards	cover costs + min. of 20%	Cost recovery plus minimum of 20%			Cost recovery plus minimum of 20%			N/A
Regeneration & Environment	Clifton Park Museum, York and Lancaster Regimental Museum, Boston Castle, Archives and Local Studies	Object Identification/Research Enquiries*:	Archives research charge	£7.65 per 15 minutes, minimum charge 30 minutes	17.00			17.00			0.0%
Regeneration & Environment	Clifton Park Museum, York and Lancaster Regimental Museum, Boston Castle, Archives and Local Studies	Room Bookings	Hire of Museum (Special Conditions apply)	Each	Price on Application			Price on Application			N/A
Regeneration & Environment	Clifton Park Museum, York and Lancaster Regimental Museum, Boston Castle, Archives and Local Studies	Room Bookings	Gallery Hire during normal Museum public opening hours (Mon-Fri) per hour	Each	Price on Application			Price on Application			N/A
Regeneration & Environment	Clifton Park Museum, York and Lancaster Regimental Museum, Boston Castle, Archives and Local Studies	Room Bookings	Gallery Hire during normal Museum public opening hours (Mon-Fri) per hour over 6 hours	Each	Price on Application			Price on Application			N/A
Regeneration & Environment	Clifton Park Museum, York and Lancaster Regimental Museum, Boston Castle, Archives and Local Studies	Room Bookings	Ceremony Room for ceremonies to include photos in the room and maintenance	Each	39.00			40.00			2.6%
Regeneration & Environment	Clifton Park Museum, York and Lancaster Regimental Museum, Boston Castle, Archives and Local Studies	Room Bookings	Gallery Hire Saturday and Sunday	Each	Price on Application			Price on Application			N/A
Regeneration & Environment	Clifton Park Museum, York and Lancaster Regimental Museum, Boston Castle, Archives and Local Studies	Room Bookings	Caretaking cost per hour CPM/BC	Each	20.00			20.00			0.0%
Regeneration & Environment	Clifton Park Museum, York and Lancaster Regimental Museum, Boston Castle, Archives and Local Studies	Room Bookings	Hire of Boston Castle (Special Conditions apply)	Each	Price on Application			Price on Application			N/A
Regeneration & Environment	Clifton Park Museum, York and Lancaster Regimental Museum, Boston Castle, Archives and Local Studies	Room Bookings	Boston Castle Earl's Room during normal opening hours	Each	Price on Application			Price on Application			N/A
Regeneration & Environment	Clifton Park Museum, York and Lancaster Regimental Museum, Boston Castle, Archives and Local Studies	Room Bookings	Boston Castle Earl's Room Saturday and Sunday and outside normal opening hours	Each	Price on Application			Price on Application			N/A
Regeneration & Environment	Clifton Park Museum, York and Lancaster Regimental Museum, Boston Castle, Archives and Local Studies	Room Bookings	Use of Gallery/roof at Boston Castle for background wedding/ceremony photos	Each	Price on Application			Price on Application			N/A
Regeneration & Environment	Clifton Park Museum, York and Lancaster Regimental Museum, Boston Castle, Archives and Local Studies	Room Bookings	Note room hire/photography outside normal opening hours incur a caretaking charge on top of the rates listed above - per hour	Per Hour	Price on Application			Price on Application			N/A
Regeneration & Environment	Clifton Park Museum, York and Lancaster Regimental Museum, Boston Castle, Archives and Local Studies	Room Bookings	Hospitality/Refreshments	Each	Price on Application			Price on Application			N/A
Regeneration & Environment	Clifton Park Museum, York and Lancaster Regimental Museum, Boston Castle, Archives and Local Studies	School/Learning Sessions/Workshops/Adult Sessions/Tours/Talks	**School Sessions delivered at the Museum venues for a full day visit (this includes all materials and resources)	Each	7.50			7.70			2.7%
Regeneration & Environment	Clifton Park Museum, York and Lancaster Regimental Museum, Boston Castle, Archives and Local Studies	School/Learning Sessions/Workshops/Adult Sessions/Tours/Talks	**School Sessions delivered at the Museum venues for a half day (this includes all materials and resources)	Each	5.50			5.60			1.8%
Regeneration & Environment	Clifton Park Museum, York and Lancaster Regimental Museum, Boston Castle, Archives and Local Studies	School/Learning Sessions/Workshops/Adult Sessions/Tours/Talks	**School based sessions inclusive of travel expenses	Each	6.50			6.60			1.5%

FEES AND CHARGES
PROPOSALS 2025/26

Key
Service Ended

Directorate	Service Area	Service	Description of Fee or Charge	Basis of Charge	Fixed Charge 2024/25 £	Charge Range: Minimum Charge 2024/25 £	Charge Range: Maximum Charge 2024/25 £	Proposed Fixed Charge 2025/26 £	Charge Range: Proposed Minimum Charge 2025/26 £	Charge Range: Proposed Maximum Charge 2025/26 £	%age increase
Regeneration & Environment	Clifton Park Museum, York and Lancaster Regimental Museum, Boston Castle, Archives and Local Studies	School/Learning Sessions/Workshops/Adult Sessions/Tours/Talks	Minimum charge for school session at Heritage Service venues for 27 pupils or less for full day	Each	200.00			205.00			2.5%
Regeneration & Environment	Clifton Park Museum, York and Lancaster Regimental Museum, Boston Castle, Archives and Local Studies	School/Learning Sessions/Workshops/Adult Sessions/Tours/Talks	Up to one hour online session for schools	Each	Price on Application			Price on Application			N/A
Regeneration & Environment	Clifton Park Museum, York and Lancaster Regimental Museum, Boston Castle, Archives and Local Studies	School/Learning Sessions/Workshops/Adult Sessions/Tours/Talks	Minimum for standard school sessions at Heritage Service Venues for Half day for 27 pupils or less	Each	150.00			155.00			3.3%
Regeneration & Environment	Clifton Park Museum, York and Lancaster Regimental Museum, Boston Castle, Archives and Local Studies	School/Learning Sessions/Workshops/Adult Sessions/Tours/Talks	Minimum charge for school in School/Outreach venue for 27 pupils or less	Each	175.00			180.00			2.9%
Regeneration & Environment	Clifton Park Museum, York and Lancaster Regimental Museum, Boston Castle, Archives and Local Studies	School/Learning Sessions/Workshops/Adult Sessions/Tours/Talks	Activity Box hire for self guided sessions (Museum or Park use only)	Each	Price on Application			Price on Application			N/A
Regeneration & Environment	Clifton Park Museum, York and Lancaster Regimental Museum, Boston Castle, Archives and Local Studies	School/Learning Sessions/Workshops/Adult Sessions/Tours/Talks	Adult Workshops/event tours/courses	Variable at least to cover all delivery costs + min of 20%	Cost recovery plus minimum of 20%			Cost recovery plus minimum of 20%			N/A
Regeneration & Environment	Clifton Park Museum, York and Lancaster Regimental Museum, Boston Castle, Archives and Local Studies	School/Learning Sessions/Workshops/Adult Sessions/Tours/Talks	Childrens activities (family fun days, craft activities, toddler sessions etc.)	Each	Pay what you can			Pay what you can			N/A
Regeneration & Environment	Clifton Park Museum, York and Lancaster Regimental Museum, Boston Castle, Archives and Local Studies	School/Learning Sessions/Workshops/Adult Sessions/Tours/Talks	Adult Care Home sessions (outreach venues)	Each	Price on Application			Price on Application			N/A
Regeneration & Environment	Clifton Park Museum, York and Lancaster Regimental Museum, Boston Castle, Archives and Local Studies	School/Learning Sessions/Workshops/Adult Sessions/Tours/Talks	Hire of memory boxes for Care Homes (to be collected and returned by hirer)	Each	Price on Application			Price on Application			N/A
Regeneration & Environment	Clifton Park Museum, York and Lancaster Regimental Museum, Boston Castle, Archives and Local Studies	School/Learning Sessions/Workshops/Adult Sessions/Tours/Talks	General Museum and Gallery Tour (minimum of 10 adults)	Each	5.30			5.40			1.9%
Regeneration & Environment	Clifton Park Museum, York and Lancaster Regimental Museum, Boston Castle, Archives and Local Studies	School/Learning Sessions/Workshops/Adult Sessions/Tours/Talks	Keppel's Column Tour	Each	5.50			5.60			1.8%
Regeneration & Environment	Clifton Park Museum, York and Lancaster Regimental Museum, Boston Castle, Archives and Local Studies	School/Learning Sessions/Workshops/Adult Sessions/Tours/Talks	Talk by staff (non-VAT) (up to 2 hours including preparation) at Heritage Service Venue	Each	Price on Application			Price on Application			N/A
Regeneration & Environment	Clifton Park Museum, York and Lancaster Regimental Museum, Boston Castle, Archives and Local Studies	School/Learning Sessions/Workshops/Adult Sessions/Tours/Talks	Talk by staff (non-VAT) (up to 2 hours including preparation) at outreach Venue	Each + Travel @ RMBC Rates	Price on Application			Price on Application			N/A
Regeneration & Environment	Clifton Park Museum, York and Lancaster Regimental Museum, Boston Castle, Archives and Local Studies	Uses by a commercial or profit-making institution or person:	Single use in one book, e-book, journal, CD-Rom, film, exhibition or display	Each	40.30			41.00			1.7%
Regeneration & Environment	Clifton Park Museum, York and Lancaster Regimental Museum, Boston Castle, Archives and Local Studies	Uses by a commercial or profit-making institution or person:	Unlimited use in one book, e-book, journal, CD-Rom, film, exhibition or display	Each	61.50			63.00			2.4%
Regeneration & Environment	Clifton Park Museum, York and Lancaster Regimental Museum, Boston Castle, Archives and Local Studies	Uses by educational or non-profit making institution or person:	Single use in one book, e-book, journal, CD-Rom, film, exhibition or display	Each	14.80			15.00			1.4%
Regeneration & Environment	Clifton Park Museum, York and Lancaster Regimental Museum, Boston Castle, Archives and Local Studies	Uses by educational or non-profit making institution or person:	Unlimited use in one book, e-book, journal, CD-Rom, film, exhibition or display	Each	31.80			32.00			0.6%
Regeneration & Environment	Clifton Park Museum, York and Lancaster Regimental Museum, Boston Castle, Archives and Local Studies	School/Learning Sessions/Workshops/Adult Sessions/Tours/Talks	Full Class school workshop (30 pupils) FULL DAY RATE £240 (£8 per pupil)	Each				240.00			N/A
Regeneration & Environment	Clifton Park Museum, York and Lancaster Regimental Museum, Boston Castle, Archives and Local Studies	School/Learning Sessions/Workshops/Adult Sessions/Tours/Talks	Small Class school workshop (20 pupils and below) FULL DAY RATE £170 (£8.5 per pupil) * minimum cost	Each				170.00			N/A
Regeneration & Environment	Clifton Park Museum, York and Lancaster Regimental Museum, Boston Castle, Archives and Local Studies	School/Learning Sessions/Workshops/Adult Sessions/Tours/Talks	Full Classschool workshop (30 pupils) HALF DAY RATE £180 (£6 per pupil)	Each				180.00			N/A
Regeneration & Environment	Clifton Park Museum, York and Lancaster Regimental Museum, Boston Castle, Archives and Local Studies	School/Learning Sessions/Workshops/Adult Sessions/Tours/Talks	Small Class school workshop(20 pupils and below) HALF DAY RATE £130 (£6.50 per pupil) * Minimum cost	Each				130.00			N/A
Regeneration & Environment	Clifton Park Museum, York and Lancaster Regimental Museum, Boston Castle, Archives and Local Studies	School/Learning Sessions/Workshops/Adult Sessions/Tours/Talks	Outreach school workshop (30 Pupils) FULL CLASS (30 pupils) - £270 FULL DAY (£9 per pupil)	Each				270.00			N/A
Regeneration & Environment	Clifton Park Museum, York and Lancaster Regimental Museum, Boston Castle, Archives and Local Studies	School/Learning Sessions/Workshops/Adult Sessions/Tours/Talks	Outreach school workshop HALF DAY RATE £240	Each				240.00			N/A
Regeneration & Environment	Clifton Park Museum, York and Lancaster Regimental Museum, Boston Castle, Archives and Local Studies	School/Learning Sessions/Workshops/Adult Sessions/Tours/Talks	Additional children to Class sizes we would be charged per pupil rate for each workshop	Each							N/A
Regeneration & Environment	Clifton Park Museum, York and Lancaster Regimental Museum, Boston Castle, Archives and Local Studies	School/Learning Sessions/Workshops/Adult Sessions/Tours/Talks	SEN and Home Schooling POA.	Each				POA			N/A
Regeneration & Environment	Community Services	Bulky Waste CAT A and B (DIY) Waste	Household Garden and Recreational Maximum 9 Items	1-3 items	16.50			16.50			0.0%
Regeneration & Environment	Community Services	Bulky Waste CAT A and B (DIY) Waste	Revised Pricing Structure - Price per Additional Item	4 items +	5.30			5.30			0.0%

FEES AND CHARGES
PROPOSALS 2025/26

Key
Service Ended

Directorate	Service Area	Service	Description of Fee or Charge	Basis of Charge	Fixed Charge 2024/25 £	Charge Range: Minimum Charge 2024/25 £	Charge Range: Maximum Charge 2024/25 £	Proposed Fixed Charge 2025/26 £	Charge Range: Proposed Minimum Charge 2025/26 £	Charge Range: Proposed Maximum Charge 2025/26 £	%age increase
Regeneration & Environment	Community Services	Bulky Waste CAT A and B (DIY) Waste	Household Garden and Recreational Maximum 9 Items with Rothercard 50% discount	1-3 items	10.00			10.00			0.0%
Regeneration & Environment	Community Services	Bulky Waste CAT A and B (DIY) Waste	Revised Pricing Structure - Price per Additional Item	4 items +	5.00			5.00			0.0%
Regeneration & Environment	Regulation and Enforcement	Dog Warden	Retrieval of Stray Dogs Fees and Kennels Charge	First Night	67.00			Subject to new contract			N/A
Regeneration & Environment	Regulation and Enforcement	Dog Warden	Retrieval of Stray Dogs Fees and Kennels Charge	Subsequent Night	14.00			Subject to new contract			N/A
Regeneration & Environment	Events Team	Events	Car Parking fee at Herringthorpe Playing Fields for Rotherham Show	Per Car Per Day	3.00			3.00			0.0%
Regeneration & Environment	Events Team	Events	Car Parking fee at Herringthorpe Playing Fields for Rotherham Show (Rothercard Discount)	Per Car Per Day	3.00			3.00			0.0%
Regeneration & Environment	Events Team	Events	Event Application Form Administration Charge	Per Event	25.50			26.00			2.0%
Regeneration & Environment	Events Team	Events	Event Application Form Administration Charge (Registered Charity Rate)	Per Event	20.50			21.00			2.4%
Regeneration & Environment	Events Team	Events	Charity trade pitch at Rotherham Show (5mx5m)	Per Stall	200.00			205.00			2.5%
Regeneration & Environment	Events Team	Events	Commercial trade pitch at Rotherham Show (5mx5m)	Per Stall	290.00			295.00			1.7%
Regeneration & Environment	Events Team	Events	Commercial trade pitch at Rotherham Show (10mx10m)	Per Stall	500.00			510.00			2.0%
Regeneration & Environment	Herringthorpe Athletics Stadium	Herringthorpe Athletics Stadium	Arena Hire full day (7 hours)	Per booking	452.00			460.00			1.8%
Regeneration & Environment	Herringthorpe Athletics Stadium	Herringthorpe Athletics Stadium	Arena hire half day (3.5 hours)	Per booking	227.00			230.00			1.3%
Regeneration & Environment	Herringthorpe Athletics Stadium	Herringthorpe Athletics Stadium	Arena Hire (per hour)	Per booking	77.00			80.00			3.9%
Regeneration & Environment	Herringthorpe Athletics Stadium	Herringthorpe Athletics Stadium	Athletics Full Price	Per person	5.00			5.10			2.0%
Regeneration & Environment	Herringthorpe Athletics Stadium	Herringthorpe Athletics Stadium	Athletics Concessionary Price	Per person	4.00			4.10			2.5%
Regeneration & Environment	Herringthorpe Athletics Stadium	Herringthorpe Athletics Stadium	Athletics - Junior Rothercard Price	Per person	3.30			3.40			3.0%
Regeneration & Environment	Herringthorpe Athletics Stadium	Herringthorpe Athletics Stadium	Season Ticket - Monthly (Full Price)	Per person	28.00			29.00			3.6%
Regeneration & Environment	Herringthorpe Athletics Stadium	Herringthorpe Athletics Stadium	Season Ticket - Monthly Concessionary Price)	Per person	21.50			22.00			2.3%
Regeneration & Environment	Herringthorpe Athletics Stadium	Herringthorpe Athletics Stadium	Season Ticket - Monthly (Junior Rothercard Price)	Per person	14.00			14.20			1.4%
Regeneration & Environment	Herringthorpe Athletics Stadium	Herringthorpe Athletics Stadium	Season Ticket - Family Monthly Full	Per person	46.50			47.00			1.1%
Regeneration & Environment	Herringthorpe Athletics Stadium	Herringthorpe Athletics Stadium	Season Ticket - Family Monthly - Concessionary/Rothercard	Per person	34.50			35.00			1.4%
Regeneration & Environment	Herringthorpe Athletics Stadium	Herringthorpe Athletics Stadium	Track Centre Pitch with changing, toilets and showers	Per match	113.50			116.00			2.2%
Regeneration & Environment	Herringthorpe Athletics Stadium	Herringthorpe Athletics Stadium	Track Centre Pitch and toilets only - New	Per match	92.00			94.00			2.2%
Regeneration & Environment	Herringthorpe Athletics Stadium	Herringthorpe Athletics Stadium	Track Centre Pitch with lights	Per match	145.00			148.00			2.1%
Regeneration & Environment	Herringthorpe Athletics Stadium	Herringthorpe Athletics Stadium	Single 5-a-side Pitch	Per booking	46.50			47.00			1.1%
Regeneration & Environment	Herringthorpe Athletics Stadium	Herringthorpe Athletics Stadium	1/4 Pitch without lights (training)	Per booking	29.00			29.50			1.7%
Regeneration & Environment	Herringthorpe Athletics Stadium	Herringthorpe Athletics Stadium	1/4 Pitch with lights (training)	booking	35.00			36.00			2.9%
Regeneration & Environment	Herringthorpe Athletics Stadium	Herringthorpe Athletics Stadium	Single 5-a-side Pitch with lights	Per booking	60.00			61.00			1.7%
Regeneration & Environment	Herringthorpe Athletics Stadium	Herringthorpe Athletics Stadium	Multi-sports - Full Price	Per person	5.00			5.10			2.0%
Regeneration & Environment	Herringthorpe Athletics Stadium	Herringthorpe Athletics Stadium	Multi-sports - Concessionary/Rothercard Price	Per person	4.00			4.10			2.5%
Regeneration & Environment	Herringthorpe Athletics Stadium	Herringthorpe Athletics Stadium	Multi-sports - Junior Rothercard Price	Per person	3.20			3.30			3.1%
Regeneration & Environment	Herringthorpe Athletics Stadium	Herringthorpe Athletics Stadium	In2Athletics - Concessionary/Rothercard Price	Per person	4.30			4.40			2.3%
Regeneration & Environment	Herringthorpe Athletics Stadium	Herringthorpe Athletics Stadium	In2Athletics - Junior Rothercard Price	Per person	3.80			3.90			2.6%
Regeneration & Environment	Herringthorpe Athletics Stadium	Herringthorpe Athletics Stadium	School Visits (per pupil)	Per person	4.00			4.10			2.5%
Regeneration & Environment	Herringthorpe Athletics Stadium	Herringthorpe Athletics Stadium	Birthday Party (max. 15 kids, 1.5 hours)	Per party	72.00			73.00			1.4%
Regeneration & Environment	Herringthorpe Athletics Stadium	Herringthorpe Athletics Stadium	Training/Meeting Room (per hour)	Per booking	18.50			19.00			2.7%
Regeneration & Environment	Herringthorpe Athletics Stadium	Herringthorpe Athletics Stadium	Training/Meeting Room (per hour) with refreshments	Per booking	33.00			33.50			1.5%
Regeneration & Environment	Herringthorpe Athletics Stadium	Herringthorpe Athletics Stadium	Training/Meeting Room (per hour) commercial rate	Per booking	33.00			33.50			1.5%
Regeneration & Environment	Herringthorpe Athletics Stadium	Herringthorpe Athletics Stadium	Training/Meeting Room (per hour) commercial rate with refreshments	Per booking	40.00			41.00			2.5%
Regeneration & Environment	Herringthorpe Athletics Stadium	Herringthorpe Athletics Stadium	Cancellation of Room/Hall bookings: - Charge for room booking cancelled on day	100%	100% of cost			100% of cost			N/A
Regeneration & Environment	Herringthorpe Athletics Stadium	Herringthorpe Athletics Stadium	Cancellation of Room/Hall bookings: - Charge for booking cancelled within the week	80%	80% of cost			80% of cost			N/A
Regeneration & Environment	Herringthorpe Athletics Stadium	Herringthorpe Athletics Stadium	Cancellation of Room/Hall bookings: - Charge for booking cancelled within the month	50%	50% of cost			50% of cost			N/A
Regeneration & Environment	Herringthorpe Athletics Stadium	Herringthorpe Athletics Stadium	Cancellation of Track and centre pitch bookings: - Cancellation of Room/Hall bookings: - Charge for room booking cancelled on day	100%	100% of cost			100% of cost			N/A
Regeneration & Environment	Herringthorpe Athletics Stadium	Herringthorpe Athletics Stadium	Charge for booking cancelled on day - Cancellation of Room/Hall bookings: - Charge for booking cancelled within the week	50%	50% of cost			50% of cost			N/A
Regeneration & Environment	Highway Asset & Drainage - Adoptions	Adoptions	Pre - Application Fee in respect of Highways act 1980 s38 agreements and adoptions done under section 220	Per application	-			2,500.00			
Regeneration & Environment	Highway Asset & Drainage - Adoptions	Adoptions	Charges are for Highways act 1980 s38 agreements and adoptions done under section 220 (price agreed on application, based on percentage of development)	Variable	6.50%			7,5%			N/A
Regeneration & Environment	Highway Asset & Drainage - Adoptions	Adoptions	Charges are for Highways act 1980 s38 agreements and adoptions done under section 220 (price agreed on application, based on percentage of development)	Variable	6.50%			7,5%			N/A
Regeneration & Environment	Highway Asset & Drainage - Adoptions	Adoptions	Adoption Searches	Per order	49.00			50.00			2.0%
Regeneration & Environment	Highway Asset & Drainage - Drainage	Drainage	Charges for emptying Cesspool & Septic Tanks - Please see detail on '3b Exceptions 24-25 (stat)' tab	Variable	Price on Application			Price on Application			N/A
Regeneration & Environment	Highway Asset & Drainage - Drainage	Drainage	Charges for cleansing works	Variable	Price on Application			Price on Application			N/A
Regeneration & Environment	Highway Asset & Drainage - Public Rights of Way	Public Rights of Way	The making of a temporary traffic regulation order to lawfully regulate traffic during planned activities on or near the highway	Per order	1,170.00			1,190.00			1.7%

FEES AND CHARGES
PROPOSALS 2025/26

Key
Service Ended

Directorate	Service Area	Service	Description of Fee or Charge	Basis of Charge	Fixed Charge 2024/25 £	Charge Range Minimum Charge 2024/25 £	Charge Range Maximum Charge 2024/25 £	Proposed Fixed Charge 2025/26 £	Charge Range Proposed Minimum Charge 2025/26 £	Charge Range Proposed Maximum Charge 2025/26 £	%age increase
Regeneration & Environment	Highway Asset & Drainage - Public Rights of Way	Public Rights of Way	The making of an emergency traffic regulation order to lawfully regulate traffic during unplanned activities on or near the highway	Per order	905.00			920.00			1.7%
Regeneration & Environment	Highway Network Management - Street Lighting	Street Lighting	Design of street lighting for external developers 1-9 units	Per design	305.00			1,000.00			227.9%
Regeneration & Environment	Highway Network Management - Street Lighting	Street Lighting	Design of street lighting for external developers 10+ units	Per design	604.00			2,000.00			231.1%
Regeneration & Environment	Highway Network Management - Street Lighting	Street Lighting	Approval of a street lighting design 1-9 units	Per approval	305.00			1,000.00			227.9%
Regeneration & Environment	Highway Network Management - Street Lighting	Street Lighting	Approval of a street lighting design 10+ units	Per approval	604.00			2,000.00			231.1%
Regeneration & Environment	Highway Network Management - Street Lighting	Street Lighting	Admin and supervision of street lighting installation on developments	% on cost of quotation	25%			25%			0.0%
Regeneration & Environment	Highways (Inspection and Street Works)	Permits / Licences	License for placement of a builder's skip /container on the highway - Section 139 License	Per license	26.50			27.00			1.9%
Regeneration & Environment	Highways (Inspection and Street Works)	Permits / Licences	Retrospective license for skip /container if placed without permission following site investigation / inspection - Retrospective Section 139 Licence.	Per license	82.00			84.00			2.4%
Regeneration & Environment	Highways (Inspection and Street Works)	Permits / Licences	License for the making of an excavation in the highway for the installation and maintenance of apparatus - Section 50 License.	Per license	685.00			700.00			2.2%
Regeneration & Environment	Highways (Inspection and Street Works)	Permits / Licences	License for a trial hole in the highway - Section 171 License.	Per license	563.00			575.00			2.1%
Regeneration & Environment	Highways (Inspection and Street Works)	Permits / Licences	License for the construction of permanent vehicle access crossings in the highway - Section 184 (1) (a) License.	Per license	137.00			140.00			2.2%
Regeneration & Environment	Highways (Inspection and Street Works)	Permits / Licences	License for the construction of temporary vehicle access crossings in the highway - Temporary section 184 (3) (a) License.	Per license	1,000.00			1,020.00			2.0%
Regeneration & Environment	Highways (Inspection and Street Works)	Permits / Licences	License for the installation of scaffolding and hoarding in the highway - Section 169 License.	Per license	220.00			225.00			2.3%
Regeneration & Environment	Highways (Inspection and Street Works)	Permits / Licences	The making of a temporary traffic regulation order to lawfully regulate traffic during planned activities on or near the highway	Per order	1,172.00			1,245.00			6.2%
Regeneration & Environment	Highways (Inspection and Street Works)	Permits / Licences	The making of an emergency traffic regulation order to lawfully regulate traffic during unplanned activities on or near the highway	Per order	904.00			970.00			7.3%
Regeneration & Environment	Highways (Inspection and Street Works)	Permits / Licences - Street Works Permit Scheme. Road Category 0, 1, 2 and 3 and 4 Designated Traffic Sensitive	Provisional Advance Authorisation	Per Permit	105.00			105.00			0.0%
Regeneration & Environment	Highways (Inspection and Street Works)	Permits / Licences - Street Works Permit Scheme. Road Category 0, 1, 2 and 3 and 4 Designated Traffic Sensitive	Major Activity Permit (1 to 3 days duration)	Per Permit	65.00			65.00			0.0%
Regeneration & Environment	Highways (Inspection and Street Works)	Permits / Licences - Street Works Permit Scheme. Road Category 0, 1, 2 and 3 and 4 Designated Traffic Sensitive	Major Activity Permit (4 to 10 days duration)	Per Permit	130.00			130.00			0.0%
Regeneration & Environment	Highways (Inspection and Street Works)	Permits / Licences - Street Works Permit Scheme. Road Category 0, 1, 2 and 3 and 4 Designated Traffic Sensitive	Major Activity Permit (11 days or more duration) and all major activities requiring a traffic regulation order	Per Permit	240.00			240.00			0.0%
Regeneration & Environment	Highways (Inspection and Street Works)	Permits / Licences - Street Works Permit Scheme. Road Category 0, 1, 2 and 3 and 4 Designated Traffic Sensitive	Standard Activity Permit	Per Permit	130.00			130.00			0.0%
Regeneration & Environment	Highways (Inspection and Street Works)	Permits / Licences - Street Works Permit Scheme. Road Category 0, 1, 2 and 3 and 4 Designated Traffic Sensitive	Minor Activity Permit	Per Permit	65.00			65.00			0.0%
Regeneration & Environment	Highways (Inspection and Street Works)	Permits / Licences - Street Works Permit Scheme. Road Category 0, 1, 2 and 3 and 4 Designated Traffic Sensitive	Immediate Activity Permit	Per Permit	60.00			60.00			0.0%
Regeneration & Environment	Highways (Inspection and Street Works)	Permits / Licences - Street Works Permit Scheme. Road Category 3 and 4 Designated Non-Traffic	Provisional Advance Authorisation	Per Permit	73.00			75.00			2.7%
Regeneration & Environment	Highways (Inspection and Street Works)	Permits / Licences - Street Works Permit Scheme. Road Category 3 and 4 Designated Non-Traffic	Major Activity Permit (1 to 3 days duration)	Per Permit	45.00			45.00			0.0%
Regeneration & Environment	Highways (Inspection and Street Works)	Permits / Licences - Street Works Permit Scheme. Road Category 3 and 4 Designated Non-Traffic	Major Activity Permit (4 to 10 days duration)	Per Permit	75.00			75.00			0.0%
Regeneration & Environment	Highways (Inspection and Street Works)	Permits / Licences - Street Works Permit Scheme. Road Category 3 and 4 Designated Non-Traffic	Major Activity Permit (11 days or more duration) and all major activities requiring a traffic regulation order	Per Permit	136.00			150.00			10.3%
Regeneration & Environment	Highways (Inspection and Street Works)	Permits / Licences - Street Works Permit Scheme. Road Category 3 and 4 Designated Non-Traffic	Standard Activity Permit	Per Permit	75.00			75.00			0.0%
Regeneration & Environment	Highways (Inspection and Street Works)	Permits / Licences - Street Works Permit Scheme. Road Category 3 and 4 Designated Non-Traffic	Minor Activity Permit	Per Permit	45.00			45.00			0.0%
Regeneration & Environment	Highways (Inspection and Street Works)	Permits / Licences - Street Works Permit Scheme. Road Category 3 and 4 Designated Non-Traffic	Immediate Activity Permit	Per Permit	40.00			40.00			0.0%
Regeneration & Environment	Leisure, Tourism and Green Spaces	Clifton Park - Car Parking (15th July to 8th September)	Car Parking - Up to 1 hour	Per Vehicle	1.60			1.60			0.0%
Regeneration & Environment	Leisure, Tourism and Green Spaces	Clifton Park - Car Parking (15th July to 8th September)	Car Parking - Up to 2 hours	Per Vehicle	2.90			3.00			3.4%
Regeneration & Environment	Leisure, Tourism and Green Spaces	Clifton Park - Car Parking (15th July to 8th September)	Car Parking - Up to 3 hours	Per Vehicle	3.90			4.00			2.6%
Regeneration & Environment	Leisure, Tourism and Green Spaces	Clifton Park - Car Parking (15th July to 8th September)	Car Parking - Up to 4 hours	Per Vehicle	5.30			5.50			3.8%
Regeneration & Environment	Leisure, Tourism and Green Spaces	Clifton Park - Car Parking (15th July to 8th September)	Car Parking - Up to 5 hours	Per Vehicle	6.60			7.00			6.1%
Regeneration & Environment	Leisure, Tourism and Green Spaces	Clifton Park - Car Parking (15th July to 8th September)	Car Parking - All Day	Per Vehicle	8.00			8.20			2.5%

FEES AND CHARGES
PROPOSALS 2025/26

Key
Service Ended

Directorate	Service Area	Service	Description of Fee or Charge	Basis of Charge	Fixed Charge 2024/25 £	Charge Range: Minimum Charge 2024/25 £	Charge Range: Maximum Charge 2024/25 £	Proposed Fixed Charge 2025/26 £	Charge Range: Proposed Minimum Charge 2025/26 £	Charge Range: Proposed Maximum Charge 2025/26 £	%age increase
Regeneration & Environment	Leisure, Tourism and Green Spaces	Clifton Park - Car Parking (1st April to 14th July and 9th September to 31st March)	Car Parking - Up to 1 hour	Per Vehicle	1.60			1.60			0.0%
Regeneration & Environment	Leisure, Tourism and Green Spaces	Clifton Park - Car Parking (1st April to 14th July and 9th September to 31st March)	Car Parking - Up to 2 hours	Per Vehicle	2.70			2.80			3.7%
Regeneration & Environment	Leisure, Tourism and Green Spaces	Clifton Park - Car Parking (1st April to 14th July and 9th September to 31st March)	Car Parking - Up to 3 hours	Per Vehicle	3.70			3.80			2.7%
Regeneration & Environment	Leisure, Tourism and Green Spaces	Clifton Park - Car Parking (1st April to 14th July and 9th September to 31st March)	Car Parking - Up to 4 hours	Per Vehicle	4.60			4.70			2.2%
Regeneration & Environment	Leisure, Tourism and Green Spaces	Clifton Park - Car Parking (1st April to 14th July and 9th September to 31st March)	Car Parking - Up to 5 hours	Per Vehicle	5.80			6.00			3.4%
Regeneration & Environment	Leisure, Tourism and Green Spaces	Clifton Park - Car Parking (1st April to 14th July and 9th September to 31st March)	Car Parking - All Day	Per Vehicle	6.90			7.00			1.4%
Regeneration & Environment	Leisure, Tourism and Green Spaces	Clifton Park Car Parking other	Blue Badge Holders	Per Vehicle	-						N/A
Regeneration & Environment	Leisure, Tourism and Green Spaces	Clifton Park Car Parking other	Mini Buses (Charged as Car)	Per Vehicle	-						N/A
Regeneration & Environment	Leisure, Tourism and Green Spaces	Clifton Park Car Parking other	Term Time Only Season Ticket (Charged Monthly)	Per Vehicle	307.00			Remove Charge			N/A
Regeneration & Environment	Leisure, Tourism and Green Spaces	Discount at coffee kiosk	10% off coffee for Rothercard	Per Person							N/A
Regeneration & Environment	Leisure, Tourism and Green Spaces	Urban Parks - Bowls*	Season Ticket (April-September) Full Price	Per Person	92.00			Remove Charge - No longer provided			N/A
Regeneration & Environment	Leisure, Tourism and Green Spaces	Urban Parks - Bowls*	Season Ticket (April-September) Concessionary Price	Per Person	59.00			Remove Charge - No longer provided			N/A
Regeneration & Environment	Leisure, Tourism and Green Spaces	Urban Parks - Bowls*	Season Ticket (April-September) Junior Rothercard Price	Per Person	51.00			Remove Charge - No longer provided			N/A
Regeneration & Environment	Leisure, Tourism and Green Spaces	Urban Parks - Bowls*	Opponents fee - matches (per match)	Per Team Per Match	17.00			Remove Charge - No longer provided			N/A
Regeneration & Environment	Leisure, Tourism and Green Spaces	Urban Parks - Bowls*	Day ticket / Match ticket Full Price	Per Person Day Ticket	6.80			Remove Charge - No longer provided			N/A
Regeneration & Environment	Leisure, Tourism and Green Spaces	Urban Parks - Bowls*	Day ticket / Match ticket Concessionary Price	Per Person Day Ticket	4.50			Remove Charge - No longer provided			N/A
Regeneration & Environment	Leisure, Tourism and Green Spaces	Urban Parks - Bowls*	Day ticket / Match ticket Junior Rothercard Price	Per Person Day Ticket	3.90			Remove Charge - No longer provided			N/A
Regeneration & Environment	Leisure, Tourism and Green Spaces	Urban Parks - Outdoor Games	Toddler Splash Sessions	Per Person	3.40			3.50			2.9%
Regeneration & Environment	Leisure, Tourism and Green Spaces	Urban Parks - Outdoor Games	Pétanque/Bowls/Tennis Racquet/Chess Refundable Deposit **(non-VAT)**	Deposit	10.00			Remove Charge - No longer provided			N/A
Regeneration & Environment	Leisure, Tourism and Green Spaces	Urban Parks - Outdoor Games	Water Play exclusive use outside normal operation (per hour)*	Per Hour	145.00			175.00			20.7%
Regeneration & Environment	Leisure, Tourism and Green Spaces	Urban Parks - Room Hire (non-VAT unless hired for sporting activity)	Clifton Bowls Pavilion (per hour)	Per Hour	17.40			18.00			3.4%
Regeneration & Environment	Leisure, Tourism and Green Spaces	Urban Parks - Room Hire (non-VAT unless hired for sporting activity)	Clifton Garden Room (per hour) RMBC Internal bookings 9am to 5pm	Per Hour	28.00			29.00			3.6%
Regeneration & Environment	Leisure, Tourism and Green Spaces	Urban Parks - Room Hire (non-VAT unless hired for sporting activity)	Clifton Garden Room (per hour)	Per Hour	39.00			40.00			2.6%
Regeneration & Environment	Leisure, Tourism and Green Spaces	Urban Parks - Room Hire (non-VAT unless hired for sporting activity)	Clifton Garden Room and Sunspace (per hour)	Per Hour	44.00			45.00			2.3%
Regeneration & Environment	Leisure, Tourism and Green Spaces	Urban Parks - Room Hire (non-VAT unless hired for sporting activity)	Clifton Garden Room and Sunspace block bookings of 6 or more as above	Per Hour	15% discount on the above						N/A
Regeneration & Environment	Leisure, Tourism and Green Spaces	Urban Parks - Room Hire (non-VAT unless hired for sporting activity)	Clifton Garden Room and Sunspace (per hour - bookings over 6 hours per day)	Per Hour	39.00			40.00			2.6%
Regeneration & Environment	Leisure, Tourism and Green Spaces	Urban Parks - Room Hire (non-VAT unless hired for sporting activity)	Clifton Garden House Courtyard (per hour - when additional to room booking)	Per Hour	32.00			33.00			3.1%
Regeneration & Environment	Leisure, Tourism and Green Spaces	Urban Parks - Room Hire (non-VAT unless hired for sporting activity)	Clifton Garden House Courtyard (per hour - when hired without indoor space)	Per Hour	49.00			50.00			2.0%
Regeneration & Environment	Leisure, Tourism and Green Spaces	Urban Parks - Room Hire (non-VAT unless hired for sporting activity)	Children's Parties (under 14 years) (3 hour booking)	Three Hours	177.00			180.00			1.7%
Regeneration & Environment	Leisure, Tourism and Green Spaces	Urban Parks - Room Hire (non-VAT unless hired for sporting activity)	Pre-Wedding Henna Celebration (3 hour booking)	Three Hours	177.00			180.00			1.7%
Regeneration & Environment	Leisure, Tourism and Green Spaces	Urban Parks - Room Hire (non-VAT unless hired for sporting activity)	Excess charge for off-site catering	Per Event/Booking	42.00			43.00			2.4%
Regeneration & Environment	Leisure, Tourism and Green Spaces	Urban Parks - Room Hire (non-VAT unless hired for sporting activity)	Clifton Garden House Courtyard Marquee (per day)	Per Day	494.00			505.00			2.2%
Regeneration & Environment	Leisure, Tourism and Green Spaces	Urban Parks - Room Hire (non-VAT unless hired for sporting activity)	Clifton Garden House Courtyard Marquee (per day - extra consecutive days)	Per Day	70.00			71.00			1.4%
Regeneration & Environment	Leisure, Tourism and Green Spaces	Urban Parks - Room Hire (non-VAT unless hired for sporting activity)	Outdoor Electricity (per day)	Per Day	16.00			16.00			0.0%
Regeneration & Environment	Leisure, Tourism and Green Spaces	Urban Parks - Room Hire (non-VAT unless hired for sporting activity)	Caretaking costs outside normal building operation times (per hour)	Per Hour	20.00			20.00			0.0%
Regeneration & Environment	Leisure, Tourism and Green Spaces	Urban Parks - Room Hire (non-VAT unless hired for sporting activity)	Celebratory room hire excess (not Children's Parties) - Refundable Deposit	Per Event/Booking	325.00			330.00			1.5%
Regeneration & Environment	Leisure, Tourism and Green Spaces	Urban Parks - Room Hire (non-VAT unless hired for sporting activity)	Hire of outdoor chairs and tables (6 tables & 24 chairs) for courtyard (per day)	Per Day	60.00			61.00			1.7%
Regeneration & Environment	Leisure, Tourism and Green Spaces	Urban Parks - Room Hire (non-VAT unless hired for sporting activity)	Hire of 3m x 3m Gazebo (per day)	Per Day	35.00			36.00			2.9%

FEES AND CHARGES
PROPOSALS 2025/26

Key
Service Ended

Directorate	Service Area	Service	Description of Fee or Charge	Basis of Charge	Fixed Charge 2024/25 £	Charge Range Minimum Charge 2024/25 £	Charge Range Maximum Charge 2024/25 £	Proposed Fixed Charge 2025/26 £	Charge Range Proposed Minimum Charge 2025/26 £	Charge Range Proposed Maximum Charge 2025/26 £	%age increase
Regeneration & Environment	Leisure, Tourism and Green Spaces	Urban Parks - Room Hire (non-VAT unless hired for sporting activity)	Hire of 3m x 6m Gazebo (per day)	Per Day	60.00			61.00			1.7%
Regeneration & Environment	Leisure, Tourism and Green Spaces	Urban Parks - Room Hire (non-VAT unless hired for sporting activity)	Tea/Coffee per person (with room hire) (INTERNAL HIRE)	Per Person	1.10			1.10			0.0%
Regeneration & Environment	Leisure, Tourism and Green Spaces	Urban Parks - Room Hire (non-VAT unless hired for sporting activity)	Tea/Coffee per person (with room hire)	Per Person	1.70			1.70			0.0%
Regeneration & Environment	Library Service	Commission on sales	Commission on sales	% of sales	0.25			0.30			20.0%
Regeneration & Environment	Library Service	Discarded Library Books/CDs/Videos	Children's Hardback & Paperback (or 15% original price whichever is greatest)	Per Item	55%			55%			0.0%
Regeneration & Environment	Library Service	Discarded Library Books/CDs/Videos	Adult Fiction hardback (or 15% original price whichever is greatest)	Per Item	1.10			1.10			0.0%
Regeneration & Environment	Library Service	Discarded Library Books/CDs/Videos	Adult non-fiction hardback & paperback (or 15% original price whichever is greatest)	Per Item	1.20			1.20			0.0%
Regeneration & Environment	Library Service	Discarded Library Books/CDs/Videos	Adult Fiction paperbacks	Per Item	0.55			0.60			9.1%
Regeneration & Environment	Library Service	Hire of Rooms (Greasbrough, Maltby, Mowbray, Swinton, Wath)	In opening hours per hour	Per Hour	11.90			12.00			0.8%
Regeneration & Environment	Library Service	Hire of Rooms (Greasbrough, Maltby, Mowbray, Swinton, Wath)	Outside opening hours per hour + Caretaking Costs	Per Hour + Caretaking Costs	-						N/A
Regeneration & Environment	Library Service	Hire of Rooms (Greasbrough, Maltby, Mowbray, Swinton, Wath)	Promotional Displays per month (insurance)	Per Month	14.70			15			2.0%
Regeneration & Environment	Library Service	Hire of Rooms (Greasbrough, Maltby, Mowbray, Swinton, Wath)	Promotional Displays per week	Per Week	5.30			5.40			1.9%
Regeneration & Environment	Library Service	Hire of Rooms (Greasbrough, Maltby, Mowbray, Swinton, Wath)	Commercial	Negotiable	By Negotiation			By Negotiation			N/A
Regeneration & Environment	Library Service	Hire of Rooms (Greasbrough, Maltby, Mowbray, Swinton, Wath)	Concessionary rate for local and community groups	Negotiable	Price on Application			Price on Application			N/A
Regeneration & Environment	Library Service	ICT Equipment Hire	Micro-Bits kits	Per Unit	-			Remove - Service no longer provided			N/A
Regeneration & Environment	Library Service	ICT Equipment Hire	Overdue Charges per day per microbit kit (Under 18s and over 60s exempt)	Per Day	0.30			Remove - Service no longer provided			N/A
Regeneration & Environment	Library Service	ICT Equipment Hire	Overdue Charges maximum per microbit kit (Under 18s and over 60s exempt)	N/A	6.60			Remove - Service no longer provided			N/A
Regeneration & Environment	Library Service	IT Facilities	Printing Black & White per copy A4	Per Page	0.20			0.20			0.0%
Regeneration & Environment	Library Service	IT Facilities	Printing Colour per copy A4	Per Page	0.70			0.70			0.0%
Regeneration & Environment	Library Service	IT Facilities	Printing Black & White per copy A3	Per Page	1.10			1.10			0.0%
Regeneration & Environment	Library Service	IT Facilities	Printing Colour per copy A3	Per Page	2.10			2.10			0.0%
Regeneration & Environment	Library Service	IT Facilities	Internet user Library Member	Per Hour	-						N/A
Regeneration & Environment	Library Service	IT Facilities	Internet User Non-Library member	Per Hour	-						N/A
Regeneration & Environment	Library Service	Library Service Books (non-VAT)	Overdue Charges per day open (Under 18s and over 60s exempt)	Per Day	-						N/A
Regeneration & Environment	Library Service	Library Service Books (non-VAT)	Overdue Charges maximum (Under 18s and over 60s exempt)	N/A	-						N/A
Regeneration & Environment	Library Service	Library Tickets	Lost Library Tickets: (non-VAT)	Per Item	1.60			1.60			0.0%
Regeneration & Environment	Library Service	Lost & Irreparably Damaged Books, etc.	Lost books/non-books - a suitable replacement copy provided by the borrower may be accepted as a replacement, If no replacement following charges apply	Per Item	-						N/A
Regeneration & Environment	Library Service	Lost & Irreparably Damaged Books, etc.	Adult Fiction Paperback	Per Item	8.25			8.40			1.8%
Regeneration & Environment	Library Service	Lost & Irreparably Damaged Books, etc.	Adult Fiction Hardback	Per Item	8.25			8.40			1.8%
Regeneration & Environment	Library Service	Lost & Irreparably Damaged Books, etc.	Adult Non-Fiction	Per Item	8.25			8.40			1.8%
Regeneration & Environment	Library Service	Lost & Irreparably Damaged Books, etc.	Children's Fiction	Per Item	5.95			6.10			2.5%
Regeneration & Environment	Library Service	Lost & Irreparably Damaged Books, etc.	Children's Non-Fiction	Per Item	5.90			6.00			1.7%
Regeneration & Environment	Library Service	Lost & Irreparably Damaged Books, etc.	Microbit kit	Per Item	16.90			17.00			0.6%
Regeneration & Environment	Library Service	Lost/Irreparably Damaged Talking Books (non-VAT)	Abridged Version	Per Item	8.25			8.40			1.8%
Regeneration & Environment	Library Service	Lost/Irreparably Damaged Talking Books (non-VAT)	Unabridged Version	Per Item	25.00			26.00			4.0%
Regeneration & Environment	Library Service	Photocopying Black & White	A4	Per Page	0.20			0.20			0.0%
Regeneration & Environment	Library Service	Photocopying Black & White	A3	Per Page	1.15			1.15			0.0%
Regeneration & Environment	Library Service	Photocopying Colour	A4	Per Page	0.65			0.65			0.0%
Regeneration & Environment	Library Service	Photocopying Colour	A3	Per Page	2.20			2.20			0.0%
Regeneration & Environment	Library Service	Reservations	Book per item (in stock within Rotherham Libraries)	Per Item	-						N/A
Regeneration & Environment	Library Service	Reservations	Book per item (not in stock within Rotherham Libraries)	Per Item	-						N/A
Regeneration & Environment	Library Service	Riverside House Library, Heritage and Arts Space	Commission on sales	Various	0.25			0.30			20.0%
Regeneration & Environment	Library Service	Riverside House Library, Heritage and Arts Space	Gallery Hire (minimum 3 week hire for approved exhibitions)	Negotiable	By Negotiation			By Negotiation			N/A
Regeneration & Environment	Library Service	Riverside House Library, Heritage and Arts Space	Publicity & Promotion of Booked Events at request of hirer per advert minimum (Inc. design, advert space)	Negotiable	By Negotiation			By Negotiation			N/A
Regeneration & Environment	Library Service	Riverside House Library, Heritage and Arts Space	Projector	Negotiable	By Negotiation			By Negotiation			N/A
Regeneration & Environment	Library Service	Riverside House Library, Heritage and Arts Space	Display cases	Negotiable	By Negotiation			By Negotiation			N/A
Regeneration & Environment	Library Service	Riverside House Library, Heritage and Arts Space	Hire of Steinway piano (on site)	Negotiable	By Negotiation			By Negotiation			N/A
Regeneration & Environment	Library Service	School Library Service	Gold - School Library Service plus Museum Loans Service	Fixed plus per pupil	910.00			930.00			2.2%
Regeneration & Environment	Library Service	School Library Service	Gold - School Library Service plus Museum Loans Service	per pupil	8.00			8.00			0.0%
Regeneration & Environment	Library Service	School Library Service	Silver - School Library Service	Fixed plus per pupil	750.00			765.00			2.0%
Regeneration & Environment	Library Service	School Library Service	Silver - School Library Service	per pupil	8.00			8.00			0.0%
Regeneration & Environment	Library Service	School Library Service	Bronze - Museum Loans Service	Per school	750.00			765.00			2.0%
Regeneration & Environment	Library Service	Talking Books (non-VAT)	Overdue Charges per day per title (Under 18s and over 60s exempt)	Per Day	-						N/A

FEES AND CHARGES
PROPOSALS 2025/26

Key
Service Ended

Directorate	Service Area	Service	Description of Fee or Charge	Basis of Charge	Fixed Charge 2024/25 £	Charge Range: Minimum Charge 2024/25 £	Charge Range: Maximum Charge 2024/25 £	Proposed Fixed Charge 2025/26 £	Charge Range: Proposed Minimum Charge 2025/26 £	Charge Range: Proposed Maximum Charge 2025/26 £	%age increase
Regeneration & Environment	Library Service	Talking Books (non-VAT)	Overdue Charges maximum (Under 18s and over 60s exempt)	Per Day	-						N/A
Regeneration & Environment	Library Service	Use of ICT Centres	Band A (libraries that can accommodate 12+ learners)	Various	31.00			32.00			3.2%
Regeneration & Environment	Library Service	Use of ICT Centres	Band B (libraries that can accommodate 6-11 learners)	Various	16.20			17.00			4.9%
Regeneration & Environment	Library Service	Use of ICT Centres	Band C libraries that can accommodate up to 6 learners)	Various	9.00			9.00			0.0%
Regeneration & Environment	Library Service	Workshops/Holiday Activities (other than Summer Reading Challenge)	Storystop/Activities/Events/Author Events	Variable Per Child	Price on Application						N/A
Regeneration & Environment	Licensing - Taxi and Private Hire	Driver Licence	Disclosure and Barring Service Enhanced check	Per application	58.00			Stat Fee			N/A
Regeneration & Environment	Licensing - Taxi and Private Hire	DBS check admin Fee	Separate Admin Charge (Payable in addition to DBS application fee set and charged by DBS) - New Charge	Per application				28.00			
Regeneration & Environment	Licensing - Taxi and Private Hire	Driver Licence	Replacement licence	Per license	20.00			20.00			0.0%
Regeneration & Environment	Licensing - Taxi and Private Hire	Driver Licence	Replacement ID badge	Per application	20.00			20.00			0.0%
Regeneration & Environment	Licensing - Taxi and Private Hire	Taxi and Private Hire	Approval of advertisement	Per application	41.00			42.00			2.4%
Regeneration & Environment	Licensing - Taxi and Private Hire	Taxi and Private Hire	Approval of trailer for attachment to licensed vehicle	Per application	40.00			41.00			2.5%
Regeneration & Environment	Licensing - Taxi and Private Hire	Taxi and Private Hire	Replacement Hackney Carriage door signs	Per application	7.00			7.00			0.0%
Regeneration & Environment	Licensing - Taxi and Private Hire	Driver Licence	Application fee - one year licence	Per application	86.00			88.00			2.3%
Regeneration & Environment	Licensing - Taxi and Private Hire	Driver Licence	Application fee - three year licence	Per application	157.00			160.00			1.9%
Regeneration & Environment	Licensing - Taxi and Private Hire	Driver Licence	Knowledge test	Per application	32.00			33.00			3.1%
Regeneration & Environment	Licensing - Taxi and Private Hire	Driver Licence	Safeguarding awareness training	Per application	34.00			35.00			2.9%
Regeneration & Environment	Licensing - Taxi and Private Hire	Driver Licence new grant (1 year)	DBS enhanced check	Per application	58.00			Remove - Included Above			N/A
Regeneration & Environment	Licensing - Taxi and Private Hire	Driver Licence new grant (1 year)	**Total Fee**	Per application	210.00			Remove - Included Above			N/A
Regeneration & Environment	Licensing - Taxi and Private Hire	Driver Licence new grant (3 years)	**Application fee**	Per application	157.00			Remove - Included Above			N/A
Regeneration & Environment	Licensing - Taxi and Private Hire	Driver Licence new grant (3 years)	Knowledge test	Per application	32.00			Remove - Included Above			N/A
Regeneration & Environment	Licensing - Taxi and Private Hire	Driver Licence new grant (3 years)	Safeguarding awareness training	Per application	34.00			Remove - Included Above			N/A
Regeneration & Environment	Licensing - Taxi and Private Hire	Driver Licence new grant (3 years)	DBS enhanced check	Per application	58.00			Remove - Included Above			N/A
Regeneration & Environment	Licensing - Taxi and Private Hire	Driver Licence new grant (3 years)	**Total Fee**	Per application	281.00			Remove - Included Above			N/A
Regeneration & Environment	Licensing - Taxi and Private Hire	Driver Licence renewal (1 year)	application fee	Per application	86.00			Remove - Included Above			N/A
Regeneration & Environment	Licensing - Taxi and Private Hire	Driver Licence renewal (1 year)	**Total Fee**	Per application	86.00			Remove - Included Above			N/A
Regeneration & Environment	Licensing - Taxi and Private Hire	Driver Licence renewal (3 year)	application fee	Per application	157.00			Remove - Included Above			N/A
Regeneration & Environment	Licensing - Taxi and Private Hire	Driver Licence renewal (3 year)	**Total Fee**	Per application	157.00			Remove - Included Above			N/A
Regeneration & Environment	Licensing - Taxi and Private Hire	Safeguarding awareness assessment	Assessment only - also payable by people resitting assessment after previous attendance on course	Per test	13.00			13.00			0.0%
Regeneration & Environment	Licensing - Taxi and Private Hire	Licence variation fee	Change detail on driver licence (inc change of dates, change of name etc) - New Charge	Per licence				28.00			
Regeneration & Environment	Licensing - Miscellaneous Licensing	Miscellaneous Licence Fees	Sex establishment licence	Per license	1,900.00			1,938.00			2.0%
Regeneration & Environment	Licensing - Miscellaneous Licensing	Miscellaneous Licence Fees	Scrap Metal Dealer Collectors Licence (3 years)	Per license	233.00			238.00			2.1%
Regeneration & Environment	Licensing - Miscellaneous Licensing	Miscellaneous Licence Fees	Scrap Metal Dealer Site Licence (3 years)	Per license	467.00			476.00			1.9%
Regeneration & Environment	Licensing - Miscellaneous Licensing	Miscellaneous Licence Fees	Marriage Act Approved Premises Application Fee	Per application	1,800.00			1,836.00			2.0%
Regeneration & Environment	Licensing - Miscellaneous Licensing	Miscellaneous Licence Fees	Marriage Act Approved Premises Transfer Fee	Per application	37.00			38.00			2.7%
Regeneration & Environment	Licensing - Miscellaneous Licensing	Miscellaneous Licence Fees	Marriage Act Approved Premises Variation Fee	Per application	335.00			342.00			2.1%
Regeneration & Environment	Licensing - Miscellaneous Licensing	Miscellaneous Licence Fees	Hourly rate (discretionary charge for non-statutory activity - minimum charge 1hr)	Per Hour	27.00			28.00			3.7%
Regeneration & Environment	Licensing - Miscellaneous Licensing	Scrap Metal Licence Variation fee	Administrative change	New Charge	27.00			28.00			3.7%
Regeneration & Environment	Licensing - Miscellaneous Licensing	Scrap Metal Licence Variation fee	Conversion of site licence to collectors licence	New Charge	27.00			28.00			3.7%
Regeneration & Environment	Licensing - Miscellaneous Licensing	Scrap Metal Licence Variation fee	Conversion of collectors licence to site licence	New Charge	310.00			316.00			1.9%
Regeneration & Environment	Licensing - Miscellaneous Licensing	Scrap Metal Licence Variation fee	Change of site manager	New Charge	310.00			Remove Charge			N/A
Regeneration & Environment	Licensing - Miscellaneous Licensing	Scrap Metal Licence Variation fee	Add additional sites	New Charge	117.00			119.00			1.7%
Regeneration & Environment	Licensing - Miscellaneous Licensing	Scrap metal dealer change of details on licence	Change of details on licence (persons named on licence, site manager etc)	Per application				60.00			N/A
Regeneration & Environment	Licensing - Taxi and Private Hire	Training and awareness course	Daily charge for attendance on training / awareness course required as part of licence application process	Per day				70.00			N/A
Regeneration & Environment	Licensing - Taxi and Private Hire	Taxi and Private Hire	Private Hire Operator (1-3 vehicles)	subject to consultation	154.00			157.00			1.9%
Regeneration & Environment	Licensing - Taxi and Private Hire	Taxi and Private Hire	Private Hire Operator (4-20 vehicles)	subject to consultation	206.00			210.00			1.9%
Regeneration & Environment	Licensing - Taxi and Private Hire	Taxi and Private Hire	Private Hire Operator (21-40 vehicles)	subject to consultation	485.00			495.00			2.1%
Regeneration & Environment	Licensing - Taxi and Private Hire	Taxi and Private Hire	Private Hire Operator (over 40 vehicles)	subject to consultation	714.00			728.00			2.0%
Regeneration & Environment	Licensing - Taxi and Private Hire	Taxi and Private Hire	Private Hire Operator variation fee	subject to consultation	53.00			54.00			1.9%
Regeneration & Environment	Licensing - Taxi and Private Hire	Taxi and Private Hire	Licensed vehicle application fee	subject to consultation	114.00			116.00			1.8%
Regeneration & Environment	Licensing - Taxi and Private Hire	Taxi and Private Hire	Licensed vehicle compliance test	subject to consultation	46.00			47.00			2.2%
Regeneration & Environment	Licensing - Taxi and Private Hire	Taxi and Private Hire	Licence vehicle compliance test (retest)	subject to consultation	26.00			27.00			3.8%
Regeneration & Environment	Licensing - Taxi and Private Hire	Taxi and Private Hire	Licensed vehicle compliance test missed appointment fee	subject to consultation	46.00			47.00			2.2%
Regeneration & Environment	Licensing - Taxi and Private Hire	Taxi and Private Hire	Licensed vehicle compliance test missed appointment fee (retest)	subject to consultation	26.00			27.00			3.8%
Regeneration & Environment	Licensing - Taxi and Private Hire	Taxi and Private Hire	Licensed vehicle licence plate	subject to consultation	20.00			20.00			0.0%
Regeneration & Environment	Licensing - Taxi and Private Hire	Taxi and Private Hire	Licensed vehicle licence plate bracket	subject to consultation	17.00			17.00			0.0%
Regeneration & Environment	Licensing - Taxi and Private Hire	Licence variation fee	Change detail on vehicle licence (inc change of dates, change of name etc) - subject to consultation - New Charge	Per application				28.00			N/A

FEES AND CHARGES
PROPOSALS 2025/26

Key
Service Ended

Directorate	Service Area	Service	Description of Fee or Charge	Basis of Charge	Fixed Charge 2024/25 £	Charge Range Minimum Charge 2024/25 £	Charge Range Maximum Charge 2024/25 £	Proposed Fixed Charge 2025/26 £	Charge Range Proposed Minimum Charge 2025/26 £	Charge Range Proposed Maximum Charge 2025/26 £	%age increase
Regeneration & Environment	Licensing - Taxi and Private Hire	Taxi and Private Hire	Licensed vehicle licence transfer fee	subject to consultation	46.00			47.00			2.2%
Regeneration & Environment	Licensing - Gambling Act 2005	Alcohol licensed premises gaming machine notification (less than 3 machines):	Application fee	Per application	50.00			50.00			0.0%
Regeneration & Environment	Licensing - Gambling Act 2005	Alcohol licensed premises gaming machine notification (more than 2 machines):	Application fee	Per application	150.00			150.00			0.0%
Regeneration & Environment	Licensing - Gambling Act 2005	Alcohol licensed premises gaming machine notification (more than 2 machines):	Renewal fee	Per application	50.00			50.00			0.0%
Regeneration & Environment	Licensing - Gambling Act 2005	Alcohol licensed premises gaming machine notification (more than 2 machines):	Variation fee	Per application	100.00			100.00			0.0%
Regeneration & Environment	Licensing - Gambling Act 2005	Alcohol licensed premises gaming machine notification (more than 2 machines):	Transfer fee	Per application	25.00			25.00			0.0%
Regeneration & Environment	Licensing - Gambling Act 2005	Alcohol licensed premises gaming machine notification (more than 2 machines):	Annual fee	Per application	50.00			50.00			0.0%
Regeneration & Environment	Licensing - Gambling Act 2005	Alcohol licensed premises gaming machine notification (more than 2 machines):	Change of name	Per application	25.00			25.00			0.0%
Regeneration & Environment	Licensing - Gambling Act 2005	Alcohol licensed premises gaming machine notification (more than 2 machines):	Copy of document	Per application	15.00			15.00			0.0%
Regeneration & Environment	Licensing - Gambling Act 2005	Application for Provisional Statement	New Small Casinos	Per application	7,757.00			7,912.00			2.0%
Regeneration & Environment	Licensing - Gambling Act 2005	Application for Provisional Statement	New Large Casino	Per application	9,698.00			9,892.00			2.0%
Regeneration & Environment	Licensing - Gambling Act 2005	Application for Provisional Statement	Bingo Club	Per application	3,364.00			3,431.00			2.0%
Regeneration & Environment	Licensing - Gambling Act 2005	Application for Provisional Statement	Betting premises (excluding Tracks)	Per application	3,364.00			3,000.00			-10.8%
Regeneration & Environment	Licensing - Gambling Act 2005	Application for Provisional Statement	Tracks	Per application	2,407.00			2,455.00			2.0%
Regeneration & Environment	Licensing - Gambling Act 2005	Application for Provisional Statement	Family Entertainment Centres	Per application	1,941.00			1,980.00			2.0%
Regeneration & Environment	Licensing - Gambling Act 2005	Application for Provisional Statement	Adult Gaming Centre	Per application	1,941.00			1,980.00			2.0%
Regeneration & Environment	Licensing - Gambling Act 2005	Application for Reinstatement	New Small Casinos	Per application	1,744.00			1,779.00			2.0%
Regeneration & Environment	Licensing - Gambling Act 2005	Application for Reinstatement	New Large Casino	Per application	2,068.00			2,109.00			2.0%
Regeneration & Environment	Licensing - Gambling Act 2005	Application for Reinstatement	Bingo Club	Per application	1,165.00			1,188.00			2.0%
Regeneration & Environment	Licensing - Gambling Act 2005	Application for Reinstatement	Betting premises (excluding Tracks)	Per application	1,165.00			1,188.00			2.0%
Regeneration & Environment	Licensing - Gambling Act 2005	Application for Reinstatement	Tracks	Per application	921.00			939.00			2.0%
Regeneration & Environment	Licensing - Gambling Act 2005	Application for Reinstatement	Family Entertainment Centres	Per application	909.00			927.00			2.0%
Regeneration & Environment	Licensing - Gambling Act 2005	Application for Reinstatement	Adult Gaming Centre	Per application	1,165.00			1,188.00			2.0%
Regeneration & Environment	Licensing - Gambling Act 2005	Application to transfer:	New Small Casinos	Per application	1,744.00			1,779.00			2.0%
Regeneration & Environment	Licensing - Gambling Act 2005	Application to transfer:	New Large Casino	Per application	2,068.00			2,109.00			2.0%
Regeneration & Environment	Licensing - Gambling Act 2005	Application to transfer:	Bingo Club	Per application	1,165.00			1,188.00			2.0%
Regeneration & Environment	Licensing - Gambling Act 2005	Application to transfer:	Betting premises (excluding Tracks)	Per application	1,165.00			1,188.00			2.0%
Regeneration & Environment	Licensing - Gambling Act 2005	Application to transfer:	Tracks	Per application	921.00			939.00			2.0%
Regeneration & Environment	Licensing - Gambling Act 2005	Application to transfer:	Family Entertainment Centres	Per application	909.00			927.00			2.0%
Regeneration & Environment	Licensing - Gambling Act 2005	Application to transfer:	Adult Gaming Centre	Per application	1,165.00			1,188.00			2.0%
Regeneration & Environment	Licensing - Gambling Act 2005	Application to vary:	New Small Casinos	Per application	3,879.00			3,957.00			2.0%
Regeneration & Environment	Licensing - Gambling Act 2005	Application to vary:	New Large Casino	Per application	4,850.00			4,947.00			2.0%
Regeneration & Environment	Licensing - Gambling Act 2005	Application to vary:	Bingo Club	Per application	1,683.00			1,717.00			2.0%
Regeneration & Environment	Licensing - Gambling Act 2005	Application to vary:	Betting premises (excluding Tracks)	Per application	1,441.00			1,470.00			2.0%
Regeneration & Environment	Licensing - Gambling Act 2005	Application to vary:	Tracks	Per application	1,205.00			1,229.00			2.0%
Regeneration & Environment	Licensing - Gambling Act 2005	Application to vary:	Family Entertainment Centres	Per application	972.00			991.00			2.0%
Regeneration & Environment	Licensing - Gambling Act 2005	Application to vary:	Adult Gaming Centre	Per application	972.00			991.00			2.0%
Regeneration & Environment	Licensing - Gambling Act 2005	Club Gaming Machine Permit (club premises certificate holder)	Application fee	Per application	100.00			100.00			0.0%
Regeneration & Environment	Licensing - Gambling Act 2005	Club Gaming Machine Permit (club premises certificate holder)	Renewal fee	Per application	100.00			100.00			0.0%
Regeneration & Environment	Licensing - Gambling Act 2005	Club Gaming Machine Permit (club premises certificate holder)	Variation fee	Per application	100.00			100.00			0.0%
Regeneration & Environment	Licensing - Gambling Act 2005	Club Gaming Machine Permit (club premises certificate holder)	Annual fee	Per application	50.00			50.00			0.0%
Regeneration & Environment	Licensing - Gambling Act 2005	Club Gaming Machine Permit (club premises certificate holder)	Copy of document	Per application	15.00			15.00			0.0%
Regeneration & Environment	Licensing - Gambling Act 2005	Club Gaming Machine Permit:	Application fee	Per application	200.00			200.00			0.0%
Regeneration & Environment	Licensing - Gambling Act 2005	Club Gaming Machine Permit:	Renewal fee	Per application	200.00			200.00			0.0%
Regeneration & Environment	Licensing - Gambling Act 2005	Club Gaming Machine Permit:	Variation fee	Per application	100.00			100.00			0.0%
Regeneration & Environment	Licensing - Gambling Act 2005	Club Gaming Machine Permit:	Annual fee	Per application	50.00			50.00			0.0%
Regeneration & Environment	Licensing - Gambling Act 2005	Club Gaming Machine Permit:	Copy of document	Per application	15.00			15.00			0.0%
Regeneration & Environment	Licensing - Gambling Act 2005	Club Gaming Permit (club premises certificate holder)	Application fee	Per application	100.00			100.00			0.0%
Regeneration & Environment	Licensing - Gambling Act 2005	Club Gaming Permit (club premises certificate holder)	Renewal fee	Per application	100.00			100.00			0.0%
Regeneration & Environment	Licensing - Gambling Act 2005	Club Gaming Permit (club premises certificate holder)	Variation fee	Per application	100.00			100.00			0.0%
Regeneration & Environment	Licensing - Gambling Act 2005	Club Gaming Permit (club premises certificate holder)	Annual fee	Per application	50.00			50.00			0.0%
Regeneration & Environment	Licensing - Gambling Act 2005	Club Gaming Permit (club premises certificate holder)	Copy of document	Per application	15.00			15.00			0.0%
Regeneration & Environment	Licensing - Gambling Act 2005	Club Gaming Permit:	Application fee	Per application	200.00			200.00			0.0%
Regeneration & Environment	Licensing - Gambling Act 2005	Club Gaming Permit:	Renewal fee	Per application	200.00			200.00			0.0%
Regeneration & Environment	Licensing - Gambling Act 2005	Club Gaming Permit:	Variation fee	Per application	100.00			100.00			0.0%
Regeneration & Environment	Licensing - Gambling Act 2005	Club Gaming Permit:	Annual fee	Per application	50.00			50.00			0.0%
Regeneration & Environment	Licensing - Gambling Act 2005	Club Gaming Permit:	Copy of document	Per application	15.00			15.00			0.0%
Regeneration & Environment	Licensing - Gambling Act 2005	Licence Application (Provisional Statement Holders):	New Small Casinos	Per application	2,911.00			2,969.00			2.0%

FEES AND CHARGES
PROPOSALS 2025/26

Key
Service Ended

Directorate	Service Area	Service	Description of Fee or Charge	Basis of Charge	Fixed Charge 2024/25 £	Charge Range: Minimum Charge 2024/25 £	Charge Range: Maximum Charge 2024/25 £	Proposed Fixed Charge 2025/26 £	Charge Range: Proposed Minimum Charge 2025/26 £	Charge Range: Proposed Maximum Charge 2025/26 £	%age increase
Regeneration & Environment	Licensing - Gambling Act 2005	Licence Application (Provisional Statement Holders):	New Large Casino	Per application	4,850.00			4,947.00			2.0%
Regeneration & Environment	Licensing - Gambling Act 2005	Licence Application (Provisional Statement Holders):	Bingo Club	Per application	1,165.00			1,188.00			2.0%
Regeneration & Environment	Licensing - Gambling Act 2005	Licence Application (Provisional Statement Holders):	Betting premises (excluding Tracks)	Per application	1,165.00			1,188.00			2.0%
Regeneration & Environment	Licensing - Gambling Act 2005	Licence Application (Provisional Statement Holders):	Tracks	Per application	921.00			939.00			2.0%
Regeneration & Environment	Licensing - Gambling Act 2005	Licence Application (Provisional Statement Holders):	Family Entertainment Centres	Per application	909.00			927.00			2.0%
Regeneration & Environment	Licensing - Gambling Act 2005	Licence Application (Provisional Statement Holders):	Adult Gaming Centre	Per application	1,165.00			1,188.00			2.0%
Regeneration & Environment	Licensing - Gambling Act 2005	Licence Application (Provisional Statement Holders):	Copy Licence	Per application	25.00			25.00			0.0%
Regeneration & Environment	Licensing - Gambling Act 2005	Licence Application (Provisional Statement Holders):	Notification of Change	Per application	50.00			50.00			0.0%
Regeneration & Environment	Licensing - Gambling Act 2005	Premises Licence Annual Fee:	New Small Casinos	Per application	4,848.00			4,945.00			2.0%
Regeneration & Environment	Licensing - Gambling Act 2005	Premises Licence Annual Fee:	New Large Casino	Per application	9,698.00			9,892.00			2.0%
Regeneration & Environment	Licensing - Gambling Act 2005	Premises Licence Annual Fee:	Regional Casino	Per application	14,546.00			14,837.00			2.0%
Regeneration & Environment	Licensing - Gambling Act 2005	Premises Licence Annual Fee:	Bingo Club	Per application	959.00			978.00			2.0%
Regeneration & Environment	Licensing - Gambling Act 2005	Premises Licence Annual Fee:	Betting premises (excluding Tracks)	Per application	583.00			595.00			2.1%
Regeneration & Environment	Licensing - Gambling Act 2005	Premises Licence Annual Fee:	Tracks	Per application	972.00			991.00			2.0%
Regeneration & Environment	Licensing - Gambling Act 2005	Premises Licence Annual Fee:	Family Entertainment Centres	Per application	648.00			661.00			2.0%
Regeneration & Environment	Licensing - Gambling Act 2005	Premises Licence Annual Fee:	Adult Gaming Centre	Per application	972.00			991.00			2.0%
Regeneration & Environment	Licensing - Gambling Act 2005	Premises Licence Application Fee:	New Small Casinos	Per application	7,758.00			7,913.00			2.0%
Regeneration & Environment	Licensing - Gambling Act 2005	Premises Licence Application Fee:	New Large Casino	Per application	9,698.00			9,892.00			2.0%
Regeneration & Environment	Licensing - Gambling Act 2005	Premises Licence Application Fee:	Regional Casino	Per application	14,546.00			14,837.00			2.0%
Regeneration & Environment	Licensing - Gambling Act 2005	Premises Licence Application Fee:	Bingo Club	Per application	3,233.00			3,298.00			2.0%
Regeneration & Environment	Licensing - Gambling Act 2005	Premises Licence Application Fee:	Betting premises (excluding Tracks)	Per application	2,585.00			2,637.00			2.0%
Regeneration & Environment	Licensing - Gambling Act 2005	Premises Licence Application Fee:	Tracks	Per application	2,500.00			2,500.00			0.0%
Regeneration & Environment	Licensing - Gambling Act 2005	Premises Licence Application Fee:	Family Entertainment Centres	Per application	1,941.00			1,980.00			2.0%
Regeneration & Environment	Licensing - Gambling Act 2005	Premises Licence Application Fee:	Adult Gaming Centre	Per application	1,941.00			1,980.00			2.0%
Regeneration & Environment	Licensing - Gambling Act 2005	Prize Gaming Permit:	Application fee	Per application	300.00			300.00			0.0%
Regeneration & Environment	Licensing - Gambling Act 2005	Prize Gaming Permit:	Renewal fee	Per application	300.00			300.00			0.0%
Regeneration & Environment	Licensing - Gambling Act 2005	Prize Gaming Permit:	Change of name	Per application	25.00			25.00			0.0%
Regeneration & Environment	Licensing - Gambling Act 2005	Prize Gaming Permit:	Copy of document	Per application	15.00			15.00			0.0%
Regeneration & Environment	Licensing - Gambling Act 2005	Registration of Small Lotteries:	Application fee	Per application	40.00			40.00			0.0%
Regeneration & Environment	Licensing - Gambling Act 2005	Registration of Small Lotteries:	Renewal fee	Per application	20.00			20.00			0.0%
Regeneration & Environment	Licensing - Gambling Act 2005	Temporary Use Notice	Application fee	Per application	439.00			448.00			2.1%
Regeneration & Environment	Licensing - Gambling Act 2005	Temporary Use Notice	Copy of document	Per application	18.00			18.00			0.0%
Regeneration & Environment	Licensing - Gambling Act 2005	Unlicensed Family Entertainment Centre Gaming Machine Permit:	Application fee	Per application	300.00			300.00			0.0%
Regeneration & Environment	Licensing - Gambling Act 2005	Unlicensed Family Entertainment Centre Gaming Machine Permit:	Renewal fee	Per application	300.00			300.00			0.0%
Regeneration & Environment	Licensing - Gambling Act 2005	Unlicensed Family Entertainment Centre Gaming Machine Permit:	Change of name	Per application	25.00			25.00			0.0%
Regeneration & Environment	Licensing - Gambling Act 2005	Unlicensed Family Entertainment Centre Gaming Machine Permit:	Copy of document	Per application	15.00			15.00			0.0%
Regeneration & Environment	Licensing - Licensing Act 2003	Miscellaneous fees:	Replacement licence	Per license	10.50			10.50			0.0%
Regeneration & Environment	Licensing - Licensing Act 2003	Miscellaneous fees:	Application for provisional statement	Per application	315.00			315.00			0.0%
Regeneration & Environment	Licensing - Licensing Act 2003	Miscellaneous fees:	Notification of change	Per application	10.50			10.50			0.0%
Regeneration & Environment	Licensing - Licensing Act 2003	Miscellaneous fees:	Application to vary DPS	Per application	23.00			23.00			0.0%
Regeneration & Environment	Licensing - Licensing Act 2003	Miscellaneous fees:	Application to transfer premises licence	Per application	23.00			23.00			0.0%
Regeneration & Environment	Licensing - Licensing Act 2003	Miscellaneous fees:	Interim authority notice	Per application	23.00			23.00			0.0%
Regeneration & Environment	Licensing - Licensing Act 2003	Miscellaneous fees:	Temporary Event Notice	Per application	21.00			21.00			0.0%
Regeneration & Environment	Licensing - Licensing Act 2003	Miscellaneous fees:	Grant of personal licence	Per license	37.00			37.00			0.0%
Regeneration & Environment	Licensing - Licensing Act 2003	Miscellaneous fees:	Fee for right to be notified	Per application	21.00			21.00			0.0%
Regeneration & Environment	Licensing - Licensing Act 2003	Premise Licence and Club Premises Certificate Annual Fee	Band A	Per license	70.00			70.00			0.0%
Regeneration & Environment	Licensing - Licensing Act 2003	Premise Licence and Club Premises Certificate Annual Fee	Band B	Per license	180.00			180.00			0.0%
Regeneration & Environment	Licensing - Licensing Act 2003	Premise Licence and Club Premises Certificate Annual Fee	Band C	Per license	295.00			295.00			0.0%
Regeneration & Environment	Licensing - Licensing Act 2003	Premise Licence and Club Premises Certificate Annual Fee	Band D	Per license	320.00			320.00			0.0%
Regeneration & Environment	Licensing - Licensing Act 2003	Premise Licence and Club Premises Certificate Annual Fee	Band E	Per license	350.00			350.00			0.0%
Regeneration & Environment	Licensing - Licensing Act 2003	Premises Licence and Club Premises Certificate annual fee additional fee based on capacity:	5000 - 9999	Per license	500.00			500.00			0.0%
Regeneration & Environment	Licensing - Licensing Act 2003	Premises Licence and Club Premises Certificate annual fee additional fee based on capacity:	10000 - 14999	Per license	1,000.00			1,000.00			0.0%
Regeneration & Environment	Licensing - Licensing Act 2003	Premises Licence and Club Premises Certificate annual fee additional fee based on capacity:	15000 - 19999	Per license	2,000.00			2,000.00			0.0%
Regeneration & Environment	Licensing - Licensing Act 2003	Premises Licence and Club Premises Certificate annual fee additional fee based on capacity:	20000 - 29999	Per license	4,000.00			4,000.00			0.0%
Regeneration & Environment	Licensing - Licensing Act 2003	Premises Licence and Club Premises Certificate annual fee additional fee based on capacity:	30000 - 39999	Per license	8,000.00			8,000.00			0.0%
Regeneration & Environment	Licensing - Licensing Act 2003	Premises Licence and Club Premises Certificate annual fee additional fee based on capacity:	40000 - 49999	Per license	12,000.00			12,000.00			0.0%
Regeneration & Environment	Licensing - Licensing Act 2003	Premises Licence and Club Premises Certificate annual fee additional fee based on capacity:	50000 - 59999	Per license	16,000.00			16,000.00			0.0%
Regeneration & Environment	Licensing - Licensing Act 2003	Premises Licence and Club Premises Certificate annual fee additional fee based on capacity:	60000 - 69999	Per license	20,000.00			20,000.00			0.0%

FEES AND CHARGES
PROPOSALS 2025/26

Key
Service Ended

Directorate	Service Area	Service	Description of Fee or Charge	Basis of Charge	Fixed Charge 2024/25 £	Charge Range Minimum Charge 2024/25 £	Charge Range Maximum Charge 2024/25 £	Proposed Fixed Charge 2025/26 £	Charge Range Proposed Minimum Charge 2025/26 £	Charge Range Proposed Maximum Charge 2025/26 £	%age increase
Regeneration & Environment	Licensing - Licensing Act 2003	Premises Licence and Club Premises Certificate annual fee additional fee based on capacity:	70000 - 79999	Per license	24,000.00			24,000.00			0.0%
Regeneration & Environment	Licensing - Licensing Act 2003	Premises Licence and Club Premises Certificate annual fee additional fee based on capacity:	80000 - 89999	Per license	28,000.00			28,000.00			0.0%
Regeneration & Environment	Licensing - Licensing Act 2003	Premises Licence and Club Premises Certificate annual fee additional fee based on capacity:	90000 and over	Per license	32,000.00			32,000.00			0.0%
Regeneration & Environment	Licensing - Licensing Act 2003	Premises Licence and Club Premises Certificate Application additional fee based on capacity:	5000 - 9999	Per Application	1,000.00			1,000.00			0.0%
Regeneration & Environment	Licensing - Licensing Act 2003	Premises Licence and Club Premises Certificate Application additional fee based on capacity:	10000 - 14999	Per Application	2,000.00			2,000.00			0.0%
Regeneration & Environment	Licensing - Licensing Act 2003	Premises Licence and Club Premises Certificate Application additional fee based on capacity:	15000 - 19999	Per Application	4,000.00			4,000.00			0.0%
Regeneration & Environment	Licensing - Licensing Act 2003	Premises Licence and Club Premises Certificate Application additional fee based on capacity:	20000 - 29999	Per Application	8,000.00			8,000.00			0.0%
Regeneration & Environment	Licensing - Licensing Act 2003	Premises Licence and Club Premises Certificate Application additional fee based on capacity:	30000 - 39999	Per Application	16,000.00			16,000.00			0.0%
Regeneration & Environment	Licensing - Licensing Act 2003	Premises Licence and Club Premises Certificate Application additional fee based on capacity:	40000 - 49999	Per Application	24,000.00			24,000.00			0.0%
Regeneration & Environment	Licensing - Licensing Act 2003	Premises Licence and Club Premises Certificate Application additional fee based on capacity:	50000 - 59999	Per Application	32,000.00			32,000.00			0.0%
Regeneration & Environment	Licensing - Licensing Act 2003	Premises Licence and Club Premises Certificate Application additional fee based on capacity:	60000 - 69999	Per Application	40,000.00			40,000.00			0.0%
Regeneration & Environment	Licensing - Licensing Act 2003	Premises Licence and Club Premises Certificate Application additional fee based on capacity:	70000 - 79999	Per Application	48,000.00			48,000.00			0.0%
Regeneration & Environment	Licensing - Licensing Act 2003	Premises Licence and Club Premises Certificate Application additional fee based on capacity:	80000 - 89999	Per Application	56,000.00			56,000.00			0.0%
Regeneration & Environment	Licensing - Licensing Act 2003	Premises Licence and Club Premises Certificate Application additional fee based on capacity:	90000 and over	Per Application	64,000.00			64,000.00			0.0%
Regeneration & Environment	Licensing - Licensing Act 2003	Premises Licence and Club Premises Certificate Application Fee:	Band A	Per Application	100.00			100.00			0.0%
Regeneration & Environment	Licensing - Licensing Act 2003	Premises Licence and Club Premises Certificate Application Fee:	Band B	Per Application	190.00			190.00			0.0%
Regeneration & Environment	Licensing - Licensing Act 2003	Premises Licence and Club Premises Certificate Application Fee:	Band C	Per Application	315.00			315.00			0.0%
Regeneration & Environment	Licensing - Licensing Act 2003	Premises Licence and Club Premises Certificate Application Fee:	Band D	Per Application	450.00			450.00			0.0%
Regeneration & Environment	Licensing - Licensing Act 2003	Premises Licence and Club Premises Certificate Application Fee:	Band E	Per Application	635.00			635.00			0.0%
Regeneration & Environment	Licensing - Licensing Act 2003	Variation fee in transition:	Band A	Per license	20.00			20.00			0.0%
Regeneration & Environment	Licensing - Licensing Act 2003	Variation fee in transition:	Band B	Per license	60.00			60.00			0.0%
Regeneration & Environment	Licensing - Licensing Act 2003	Variation fee in transition:	Band C	Per license	80.00			80.00			0.0%
Regeneration & Environment	Licensing - Licensing Act 2003	Variation fee in transition:	Band D	Per license	100.00			100.00			0.0%
Regeneration & Environment	Licensing - Licensing Act 2003	Variation fee in transition:	Band E	Per license	120.00			120.00			0.0%
Regeneration & Environment	Market Service	Market Service - Borough Fairs	Bonfire Ground Wath	Per annum	1,114.00			1,136.00			2.0%
Regeneration & Environment	Market Service	Market Service - Borough Fairs	Victoria Park	Per annum	935.00			954.00			2.0%
Regeneration & Environment	Market Service	Market Service - Borough Fairs	Spring Fair Herringthorpe	Per annum	2,330.00			2,377.00			2.0%
Regeneration & Environment	Market Service	Market Service - Borough Fairs	St Pauls Kimberworth	Per annum	551.00			562.00			2.0%
Regeneration & Environment	Market Service	Market Service - Borough Fairs	Clifton Park	Per annum	1,946.00			1,985.00			2.0%
Regeneration & Environment	Market Service	Market Service - Borough Fairs	Clifton Park	Per annum	1,946.00			1,985.00			2.0%
Regeneration & Environment	Market Service	Market Service - Borough Fairs	Greasborough RC	Per annum	957.00			976.00			2.0%
Regeneration & Environment	Market Service	Market Service - Borough Fairs	Wood Lea Common	Per annum	595.00			607.00			2.0%
Regeneration & Environment	Market Service	Market Service - Car Parking per Quarter	(Inc CCTV Upgrades & Additional Security)	Per Quarter	139.00			139.00			0.0%
Regeneration & Environment	Market Service	Market Service - Island Stalls	20 & 21	Per Month	237.00			237.00			0.0%
Regeneration & Environment	Market Service	Market Service - Island Stalls	22 - 67, 78, 80 - 87	Per Month	204.50			204.50			0.0%
Regeneration & Environment	Market Service	Market Service - Island Stalls	77 & 79	Per Month	215.00			215.00			0.0%
Regeneration & Environment	Market Service	Market Service - Miscellaneous Charges	Rotherham Crafters Inc Vat	Per Day	7.00			7.00			0.0%
Regeneration & Environment	Market Service	Market Service - Miscellaneous Charges	Car Boot Charity Admin Fee Plus Vat	Each Document	22.00			22.00			0.0%
Regeneration & Environment	Market Service	Market Service - Miscellaneous Charges	Farmers Market Licence Fee Plus Vat	Per Day	34.00			34.00			0.0%
Regeneration & Environment	Market Service	Market Service - Miscellaneous Charges	Document Completion Fee Plus Vat	Each Document	11.00			11.00			0.0%
Regeneration & Environment	Market Service	Market Service - Miscellaneous Charges	Out of Hours access charge plus Vat	Each Access	21.00			21.00			0.0%
Regeneration & Environment	Market Service	Market Service - Miscellaneous Charges	Lease Assignment Fee Plus Vat	Each Assignment	-	107.00	265.00	-	107.00	265.00	N/A
Regeneration & Environment	Market Service	Market Service - Miscellaneous Charges	Lease Renewal Fee Plus Vat	Each Lease	209.00			209.00			0.0%
Regeneration & Environment	Market Service	Market Service - Miscellaneous Charges	Town Centre Pitch Stall Hire inc Vat	Each Hire	31.00			31.00			0.0%
Regeneration & Environment	Market Service	Market Service - Miscellaneous Charges	Rotherham Advertiser Pitch inc Vat	Per Week	26.00			26.00			0.0%
Regeneration & Environment	Market Service	Market Service - Miscellaneous Charges	Water Admin. Charge Plus Vat	Per Month	20.00			20.00			0.0%
Regeneration & Environment	Market Service	Market Service - Miscellaneous Charges	Concession Management Pitch Inc Vat	Each pitch	10.00			10.00			0.0%
Regeneration & Environment	Market Service	Market Service - Miscellaneous Charges	Rival Market Licence Fee	Each Document	-	240.00	291.00	-	240.00	291.00	N/A
Regeneration & Environment	Market Service	Market Service - Miscellaneous Charges	New Trader Incentive Exe Vat	Three months rent free incentive	-			-			N/A
Regeneration & Environment	Market Service	Market Service - Miscellaneous Charges	Equipment Hire Concession Rate (Per Gazebo)	Each Gazebo	11.00			11.00			0.0%
Regeneration & Environment	Market Service	Market Service - Miscellaneous Charges	Equipment Hire Normal Rate (Per Gazebo)	Each Gazebo	33.00			33.00			0.0%
Regeneration & Environment	Market Service	Market Service - Miscellaneous Charges	Late Open/Early Close Fee - Market Hall Plus Vat	Each Offence	10.00			10.00			0.0%
Regeneration & Environment	Market Service	Market Service - Outdoor (Friday & Saturday) (incl. VAT)	Small Stall 1 & 2	Per Day	6.50			13.00			100.0%
Regeneration & Environment	Market Service	Market Service - Outdoor (Friday & Saturday) (incl. VAT)	Standard Stall 8 - 85 & 129 - 131	Per Day	7.50			15.00			100.0%

FEES AND CHARGES
PROPOSALS 2025/26

Key
Service Ended

Directorate	Service Area	Service	Description of Fee or Charge	Basis of Charge	Fixed Charge 2024/25 £	Charge Range: Minimum Charge 2024/25 £	Charge Range: Maximum Charge 2024/25 £	Proposed Fixed Charge 2025/26 £	Charge Range: Proposed Minimum Charge 2025/26 £	Charge Range: Proposed Maximum Charge 2025/26 £	%age increase
Regeneration & Environment	Market Service	Market Service - Outdoor (Friday & Saturday) (incl. VAT)	Large Stall 3 - 7 & 86 - 128	Per Day	8.50			17.00			100.0%
Regeneration & Environment	Market Service	Market Service - Outdoor (Monday) (incl. VAT)	Small Stall 1 & 2	Per Day	5.50			11.00			100.0%
Regeneration & Environment	Market Service	Market Service - Outdoor (Monday) (incl. VAT)	Standard Stall 8 - 85 & 129 - 131	Per Day	5.50			11.00			100.0%
Regeneration & Environment	Market Service	Market Service - Outdoor (Monday) (incl. VAT)	Large Stall 3 - 7 & 86 - 128	Per Day	5.50			11.00			100.0%
Regeneration & Environment	Market Service	Market Service - Outdoor (Storage Charges)	Storage Boxes	Per Day	4.00			4.00			0.0%
Regeneration & Environment	Market Service	Market Service - Outdoor (Storage Charges)	OMT Large	Per Week	23.00			23.00			0.0%
Regeneration & Environment	Market Service	Market Service - Outdoor (Storage Charges)	OMT Small	Per Week	19.00			19.00			0.0%
Regeneration & Environment	Market Service	Market Service - Outdoor (Storage Charges)	Fruiters Storage	Per Week	9.00			9.00			0.0%
Regeneration & Environment	Market Service	Market Service - Outdoor (Tuesday) (incl. VAT)	Standard Stall	Per Day	5.00			10.00			100.0%
Regeneration & Environment	Market Service	Market Service - Outdoor (Wednesday) (incl. VAT)	Standard Stall	Per Day	7.00			14.00			100.0%
Regeneration & Environment	Market Service	Market Service - Perimeter Stalls	1 - 5	Per Month	237.00			237.00			0.0%
Regeneration & Environment	Market Service	Market Service - Perimeter Stalls	6 & 10	Per Month	150.50			150.50			0.0%
Regeneration & Environment	Market Service	Market Service - Perimeter Stalls	7 - 9, 12 - 14, 16 - 18, 68 - 76	Per Month	237.00			237.00			0.0%
Regeneration & Environment	Market Service	Market Service - Perimeter Stalls	11	Per Month	193.50			193.50			0.0%
Regeneration & Environment	Market Service	Market Service - Perimeter Stalls	15	Per Month	154.00			154.00			0.0%
Regeneration & Environment	Market Service	Market Service - Perimeter Stalls	19	Per Month	215.00			215.00			0.0%
Regeneration & Environment	Market Service	Market Service - Perimeter Stalls	88 + Electricity Standing Charges	Per Month	283.00			283.00			0.0%
Regeneration & Environment	Market Service	Market Service - Stock Room	A1	Per Month	57.50			57.50			0.0%
Regeneration & Environment	Market Service	Market Service - Stock Room	A2, A3, C2,E2,F2, G2, J2, M2, P1, Q2, Q3	Per Month	70.00			70.00			0.0%
Regeneration & Environment	Market Service	Market Service - Stock Room	A4, B5	Per Month	36.00			36.00			0.0%
Regeneration & Environment	Market Service	Market Service - Stock Room	B1	Per Month	21.00			21.00			0.0%
Regeneration & Environment	Market Service	Market Service - Stock Room	B2, B3	Per Month	23.50			23.50			0.0%
Regeneration & Environment	Market Service	Market Service - Stock Room	B4	Per Month	31.50			31.50			0.0%
Regeneration & Environment	Market Service	Market Service - Stock Room	C1, E1, F1, J1, K1,	Per Month	47.00			47.00			0.0%
Regeneration & Environment	Market Service	Market Service - Stock Room	G1,H1, H2A, H2B, K2A, K2B, L1, L2A, M1	Per Month	35.00			35.00			0.0%
Regeneration & Environment	Market Service	Market Service - Stock Room	Q1A, Q1B	Per Month	35.00			35.00			0.0%
Regeneration & Environment	Market Service	Market Service - Stock Room	Stock Room Lights Per Quarter	Per Quarter	10.00			10.00			0.0%
Regeneration & Environment	Market Service	Market Service - Street Market (excl. VAT)	RMBC Casual Traders/ Multiple Trading Days	Per Day	23.50			23.50			0.0%
Regeneration & Environment	Market Service	Market Service - Street Market (excl. VAT)	Regular Traders	Per Day	33.75			33.75			0.0%
Regeneration & Environment	Market Service	Market Service - Street Market (excl. VAT)	Town Centre Farmers Market	Per Day	-	15.00	25.00	-	15.00	25.00	N/A
Regeneration & Environment	Market Service	Market Service - Street Market (excl. VAT)	Wath District (Per foot)	Per Day	1.30			1.30			0.0%
Regeneration & Environment	Music Service	Music Service	CPD and other offers to schools - School Year 2023	Per Hour	116.00			116.00			0.0%
Regeneration & Environment	Music Service	Music Service	Group lessons of 3 or more pupils - School Year 2023	Per Pupil Per Term	65.00			65.00			0.0%
Regeneration & Environment	Music Service	Music Service	Shared lesson (2 pupils in the lesson) - School Year 2023	Per Pupil Per Term	85.00			85.00			0.0%
Regeneration & Environment	Music Service	Music Service	Individual 15 minute lesson (only available if a suitable share cannot be found) - School Year 2023	Per Pupil Per Term	107.00			107.00			0.0%
Regeneration & Environment	Music Service	Music Service	Individual 1:1 20 minutes - School Year 2023	Per Term	153.00			153.00			0.0%
Regeneration & Environment	Music Service	Music Service	Individual 1:1 30 minutes grade 5+ - School Year 2023	Per Term	191.00			191.00			0.0%
Regeneration & Environment	Music Service	Music Service	Hourly charge for instrument lessons. Whole class teaching, after school clubs - School Year 2023	Per Hour	47.00			47.00			0.0%
Regeneration & Environment	Music Service	Music Service	Whole Class Instrumental KS 1 and above 60 min delivery	Per Term	514.00			514.00			0.0%
Regeneration & Environment	Music Service	Music Service	WCET KS 1 delivery 30 mins	Per Term	260.00			260.00			0.0%
Regeneration & Environment	Music Service	Music Service	WCET Follow on 30 min delivery	Per Term	260.00			260.00			0.0%
Regeneration & Environment	Music Service	Music Service	Curriculum Music Delivery KS 1 and 2	Per Term	530.00			530.00			0.0%
Regeneration & Environment	Music Service	Music Service	Whole Class Instrument Loan (free with delivery)	Per Term	212.00			212.00			0.0%
Regeneration & Environment	Music Service	Music Service	Line Music Session (group of professionals delivering a music performance)	Per Term	159.00			159.00			0.0%
Regeneration & Environment	Parking Services	Parking Services	Release fee for untaxed/abandoned vehicle within 24 hrs	Each	100.00			100.00			0.0%
Regeneration & Environment	Parking Services	Parking Services	Release fee for untaxed/abandoned vehicle after 24 hrs	Each	200.00			200.00			0.0%
Regeneration & Environment	Parking Services	Parking Services	Penalty Charge Notices (higher level)	Each	70.00			70.00			0.0%
Regeneration & Environment	Parking Services	Parking Services	Penalty Charge Notices (lower level)	Each	50.00			50.00			0.0%
Regeneration & Environment	Parking Services	Parking Services	Staff parking permits (All car parks) - Please see detail on '3c Exceptions 24-25 (stat)' tab	Per month	40.00			41.00			2.5%
Regeneration & Environment	Parking Services	Parking Services	South Yorkshire Police Parking Permits - Statutes Car Park - Please see detail on '3c Exceptions 24-25 (stat)' tab	Per month	45.00			46.00			2.2%
Regeneration & Environment	Parking Services	Parking Services	Parking dispensations and suspension fee - on street	Each	20.00			20.00			0.0%
Regeneration & Environment	Parking Services	Parking Services	Parking dispensations and suspension fee - off street	Each	20.00			20.00			0.0%
Regeneration & Environment	Parking Services	Parking Services - Off Street	Free parking in the town centre at all Council Off-Street car parks on Saturdays and Sundays	Saturday / Sunday	-			Free			N/A
Regeneration & Environment	Parking Services	Parking Services - Off Street	Free parking for the first hour in the town centre at all Council Off-Street car parks on Monday - Friday inclusive	Monday - Friday				Free			N/A
Regeneration & Environment	Parking Services	Parking Services - Off Street	Off street parking charges - FORGE ISLAND	1 to 2 hours	1.50			1.50			0.0%
Regeneration & Environment	Parking Services	Parking Services - Off Street	Off street parking charges - FORGE ISLAND	Up to 4 hours	2.00			2.00			0.0%
Regeneration & Environment	Parking Services	Parking Services - Off Street	Off street parking charges - FORGE ISLAND	All day	3.50			3.60			2.9%
Regeneration & Environment	Parking Services	Parking Services - Off Street	Off street parking charges - DRUMMOND STREET	1 to 2 hours	1.50			1.50			0.0%
Regeneration & Environment	Parking Services	Parking Services - Off Street	Off street parking charges - DRUMMOND STREET	Up to 4 hours	2.00			2.00			0.0%
Regeneration & Environment	Parking Services	Parking Services - Off Street	Off street parking charges - DRUMMOND STREET	All day	3.50			3.60			2.9%
Regeneration & Environment	Parking Services	Parking Services - Off Street	Off street parking charges - WELLGATE NORTH	Up to 30 minutes	0.50			Free			N/A
Regeneration & Environment	Parking Services	Parking Services - Off Street	Off street parking charges - WELLGATE NORTH	Up to 1 hour	1.00			Free			N/A
Regeneration & Environment	Parking Services	Parking Services - Off Street	Off street parking charges - CLIFTON HALL	1 to 2 hours	1.60			1.60			0.0%
Regeneration & Environment	Parking Services	Parking Services - Off Street	Off street parking charges - CLIFTON HALL	Up to 4 hours	2.10			2.10			0.0%
Regeneration & Environment	Parking Services	Parking Services - Off Street	Off street parking charges - CLIFTON HALL	All day	3.70			3.80			2.7%
Regeneration & Environment	Parking Services	Parking Services - Off Street	Off street parking charges - DOUGLAS STREET	Up to 30 minutes	0.50			Free			N/A
Regeneration & Environment	Parking Services	Parking Services - Off Street	Off street parking charges - DOUGLAS STREET	Up to 1 hour	1.00			Free			N/A

FEES AND CHARGES
PROPOSALS 2025/26

Key
Service Ended

Directorate	Service Area	Service	Description of Fee or Charge	Basis of Charge	Fixed Charge 2024/25 £	Charge Range: Minimum Charge 2024/25 £	Charge Range: Maximum Charge 2024/25 £	Proposed Fixed Charge 2025/26 £	Charge Range: Proposed Minimum Charge 2025/26 £	Charge Range: Proposed Maximum Charge 2025/26 £	%age increase
Regeneration & Environment	Parking Services	Parking Services - Off Street	Off street parking charges - DOUGLAS STREET	1 to 2 hours	1.50			1.50			0.0%
Regeneration & Environment	Parking Services	Parking Services - Off Street	Off street parking charges - UNITY PLACE	Up to 30 minutes	0.50			Free			N/A
Regeneration & Environment	Parking Services	Parking Services - Off Street	Off street parking charges - UNITY PLACE	Up to 1 hour	0.50			Free			N/A
Regeneration & Environment	Parking Services	Parking Services - Off Street	Off street parking charges - UNITY PLACE	1 to 2 hours	1.50			1.50			0.0%
Regeneration & Environment	Parking Services	Parking Services - Off Street	Off street parking charges - UNITY PLACE	Up to 4 hours	2.00			2.00			0.0%
Regeneration & Environment	Parking Services	Parking Services - Off Street	Off street parking charges - RIVERSIDE	Up to 1 hour	0.50			Free			N/A
Regeneration & Environment	Parking Services	Parking Services - Off Street	Off street parking charges - RIVERSIDE	1 to 2 hours	1.10			1.10			0.0%
Regeneration & Environment	Parking Services	Parking Services - Off Street	Off street parking charges - RIVERSIDE	Up to 4 hours	2.10			2.10			0.0%
Regeneration & Environment	Parking Services	Parking Services - Off Street	Off street parking charges - SCALA	1 to 2 hours	1.50			1.50			0.0%
Regeneration & Environment	Parking Services	Parking Services - Off Street	Off street parking charges - SCALA	Up to 4 hours	2.00			2.00			0.0%
Regeneration & Environment	Parking Services	Parking Services - Off Street	Off street parking charges - RIVERSIDE HOUSE	Up to 2 hours	1.60			1.60			0.0%
Regeneration & Environment	Parking Services	Parking Services - Off Street	Off street parking charges - RIVERSIDE HOUSE	Up to 4 hours	2.10			2.10			0.0%
Regeneration & Environment	Parking Services	Parking Services - Off Street	Off street parking charges - RIVERSIDE HOUSE	All day	3.70			3.80			2.7%
Regeneration & Environment	Parking Services	Parking Services - Off Street	Off street parking charges - BAILEY HOUSE	1 to 4 hours	1.10			1.10			0.0%
Regeneration & Environment	Parking Services	Parking Services - Off Street	Off street parking charges - BAILEY HOUSE	All day	2.10			2.10			0.0%
Regeneration & Environment	Parking Services	Parking Services - Off Street	Off street parking charges - WELLGATE MSCP	1 to 2 hours	1.50			1.50			0.0%
Regeneration & Environment	Parking Services	Parking Services - Off Street	Off street parking charges - WELLGATE MSCP	Up to 4 hours	2.00			2.00			0.0%
Regeneration & Environment	Parking Services	Parking Services - Off Street	Off street parking charges - WELLGATE MSCP	All day	3.50			3.60			2.9%
Regeneration & Environment	Parking Services	Parking Services - Off Street	Off street parking charges - THE STATUTES	1 to 2 hours	1.10			1.10			0.0%
Regeneration & Environment	Parking Services	Parking Services - Off Street	Off street parking charges - THE STATUTES	Up to 4 hours	2.10			2.10			0.0%
Regeneration & Environment	Parking Services	Parking Services - Off Street	Off street parking charges - THE STATUTES	All day (Monday - Friday)	3.70			3.80			2.7%
Regeneration & Environment	Parking Services	Parking Services - Off Street	Off street parking charges - THE STATUTES	All day (Saturday)	2.10			2.10			0.0%
Regeneration & Environment	Parking Services	Parking Services - Off Street	Off street parking charges - Westgate	1 to 4 hours	1.50			1.50			0.0%
Regeneration & Environment	Parking Services	Parking Services - Off Street	Off street parking charges - Westgate	All day	3.00			3.10			3.3%
Regeneration & Environment	Parking Services	Parking Services - On Street	On street parking charges - MAIN STREET	Up to 30 minutes	0.20			0.20			0.0%
Regeneration & Environment	Parking Services	Parking Services - On Street	On street parking charges - MAIN STREET	Up to 1 hour	1.60			1.60			0.0%
Regeneration & Environment	Parking Services	Parking Services - On Street	On street parking charges - MAIN STREET	Up to 2 hours	3.20			3.30			3.1%
Regeneration & Environment	Parking Services	Parking Services - On Street	On street parking charges - MOORGATE STREET	Up to 30 minutes	1.10			1.10			0.0%
Regeneration & Environment	Parking Services	Parking Services - On Street	On street parking charges - MOORGATE STREET	Up to 1 hour	1.60			1.60			0.0%
Regeneration & Environment	Parking Services	Parking Services - On Street	On street parking charges - MOORGATE STREET	Up to 2 hours	3.20			3.30			3.1%
Regeneration & Environment	Parking Services	Parking Services - On Street	On street parking charges - MANSFIELD ROAD	Up to 30 minutes	1.10			1.10			0.0%
Regeneration & Environment	Parking Services	Parking Services - On Street	On street parking charges - MANSFIELD ROAD	Up to 1 hour	1.60			1.60			0.0%
Regeneration & Environment	Parking Services	Parking Services - On Street	On street parking charges - MANSFIELD ROAD	Up to 2 hours	3.20			3.30			3.1%
Regeneration & Environment	Parking Services	Parking Services - On Street	On street parking charges - STANLEY STREET	Up to 30 minutes	1.10			1.10			0.0%
Regeneration & Environment	Parking Services	Parking Services - On Street	On street parking charges - STANLEY STREET	Up to 1 hour	1.60			1.60			0.0%
Regeneration & Environment	Parking Services	Parking Services - On Street	On street parking charges - STANLEY STREET	Up to 2 hours	3.20			3.30			3.1%
Regeneration & Environment	Parking Services	Parking Services - On Street	On street parking charges - MOORGATE	Up to 30 minutes	1.10			1.10			0.0%
Regeneration & Environment	Parking Services	Parking Services - On Street	On street parking charges - MOORGATE	Up to 1 hour	1.60			1.60			0.0%
Regeneration & Environment	Parking Services	Parking Services - On Street	On street parking charges - MOORGATE	Up to 2 hours	3.20			3.30			3.1%
Regeneration & Environment	Parking Services	Parking Services - On Street	On street parking charges - MOORGATE	Up to 3 hours	3.70			3.80			2.7%
Regeneration & Environment	Parking Services	Parking Services - On Street	On street parking charges - MOORGATE	Up to 4 hours	4.20			4.30			2.4%
Regeneration & Environment	Parking Services	Parking Services - On Street	On street parking charges - CROFTS TOWN HALL	Up to 30 minutes	1.10			1.10			0.0%
Regeneration & Environment	Parking Services	Parking Services - On Street	On street parking charges - CROFTS TOWN HALL	Up to 1 hour	1.60			1.60			0.0%
Regeneration & Environment	Parking Services	Parking Services - On Street	On street parking charges - CROFTS TOWN HALL	Up to 2 hours	3.20			3.30			3.1%
Regeneration & Environment	Parking Services	Parking Services - On Street	On street parking charges - CROFTS TOWN HALL	Up to 3 hours	3.70			3.80			2.7%
Regeneration & Environment	Parking Services	Parking Services - On Street	On street parking charges - CROFTS TOWN HALL	Up to 4 hours	4.20			4.30			2.4%
Regeneration & Environment	Parking Services	Parking Services - On Street	On street parking charges - SHIP HILL	Up to 30 minutes	1.10			1.10			0.0%
Regeneration & Environment	Parking Services	Parking Services - On Street	On street parking charges - SHIP HILL	Up to 1 hour	1.60			1.60			0.0%
Regeneration & Environment	Parking Services	Parking Services - On Street	On street parking charges - SHIP HILL	Up to 2 hours	3.20			3.30			3.1%
Regeneration & Environment	Parking Services	Parking Services - On Street	On street parking charges - SHIP HILL	Up to 3 hours	3.70			3.80			2.7%
Regeneration & Environment	Parking Services	Parking Services - On Street	On street parking charges - SHIP HILL	Up to 4 hours	4.20			4.30			2.4%
Regeneration & Environment	Parking Services	Parking Services - On Street	On street parking charges - WELLGATE	Up to 30 minutes	1.10			1.10			0.0%
Regeneration & Environment	Parking Services	Parking Services - On Street	On street parking charges - WELLGATE	Up to 1 hour	1.60			1.60			0.0%
Regeneration & Environment	Parking Services	Parking Services - On Street	On street parking charges - DONCASTER GATE	Up to 30 minutes	1.10			1.10			0.0%
Regeneration & Environment	Parking Services	Parking Services - On Street	On street parking charges - DONCASTER GATE	Up to 1 hour	1.60			1.60			0.0%
Regeneration & Environment	Parking Services	Parking Services - On Street	On street parking charges - DONCASTER GATE	Up to 2 hours	3.20			3.30			3.1%
Regeneration & Environment	Parking Services	Parking Services - On Street	On street parking charges - WESTGATE	Up to 30 minutes	1.10			1.10			0.0%
Regeneration & Environment	Parking Services	Parking Services - On Street	On street parking charges - WESTGATE	Up to 1 hour	1.60			1.60			0.0%
Regeneration & Environment	Parking Services	Parking Services - On Street	On street parking charges - WESTGATE	Up to 2 hours	3.20			3.30			3.1%
Regeneration & Environment	Parking Services	Parking Services - On Street	On street parking charges - WHARNCLIFFE STREET	Up to 30 minutes	1.10			1.10			0.0%
Regeneration & Environment	Parking Services	Parking Services - On Street	On street parking charges - WHARNCLIFFE STREET	Up to 1 hour	1.60			1.60			0.0%
Regeneration & Environment	Parking Services	Parking Services - On Street	On street parking charges - WHARNCLIFFE STREET	Up to 2 hours	3.20			3.30			3.1%
Regeneration & Environment	Parking Services	Parking Services - On Street	On street parking charges - PERCY STREET	Up to 30 minutes	1.10			1.10			0.0%
Regeneration & Environment	Parking Services	Parking Services - On Street	On street parking charges - PERCY STREET	Up to 1 hour	1.60			1.60			0.0%
Regeneration & Environment	Parking Services	Parking Services - On Street	On street parking charges - PERCY STREET	Up to 2 hours	3.20			3.30			3.1%
Regeneration & Environment	Parking Services	Parking Services - On Street	On street parking charges - HOWARD STREET	Up to 30 minutes	1.10			1.10			0.0%
Regeneration & Environment	Parking Services	Parking Services - On Street	On street parking charges - HOWARD STREET	Up to 1 hour	1.60			1.60			0.0%
Regeneration & Environment	Parking Services	Parking Services - On Street	On street parking charges - EASTWOOD LANE	Up to 30 minutes	1.10			1.10			0.0%
Regeneration & Environment	Parking Services	Parking Services - On Street	On street parking charges - EASTWOOD LANE	Up to 1 hour	1.60			1.60			0.0%
Regeneration & Environment	Parking Services	Parking Services - On Street	On street parking charges - WELLGATE MASONS	Up to 30 minutes	1.10			1.10			0.0%
Regeneration & Environment	Parking Services	Parking Services - On Street	On street parking charges - WELLGATE MASONS	Up to 1 hour	1.60			1.60			0.0%
Regeneration & Environment	Parking Services	Parking Services - On Street	On street parking charges - WELLGATE MASONS	Up to 2 hours	3.20			3.30			3.1%
Regeneration & Environment	Parking Services	Parking Services - On Street	On street parking charges - WESTGATE (Short Stay)	Up to 30 minutes	0.20			0.20			0.0%

FEES AND CHARGES
PROPOSALS 2025/26

Key
Service Ended

Directorate	Service Area	Service	Description of Fee or Charge	Basis of Charge	Fixed Charge 2024/25 £	Charge Range: Minimum Charge 2024/25 £	Charge Range: Maximum Charge 2024/25 £	Proposed Fixed Charge 2025/26 £	Charge Range: Proposed Minimum Charge 2025/26 £	Charge Range: Proposed Maximum Charge 2025/26 £	%age increase
Regeneration & Environment	Parking Services	Parking Services - On Street	On street parking charges - WESTGATE (Short Stay)	Up to 1 hour	1.60			1.60			0.0%
Regeneration & Environment	Parking Services	Parking Services - On Street	On street parking charges - WESTGATE (Short Stay)	Up to 2 hours	3.20			3.30			3.1%
Regeneration & Environment	Parking Services	Parking Services - On Street	On street parking charges - WESTGATE (Long Stay)	Up to 30 minutes	0.20			0.20			0.0%
Regeneration & Environment	Parking Services	Parking Services - On Street	On street parking charges - WESTGATE (Long Stay)	Up to 1 hour	1.10			1.10			0.0%
Regeneration & Environment	Parking Services	Parking Services - On Street	On street parking charges - WESTGATE (Long Stay)	Up to 2 hours	2.10			2.10			0.0%
Regeneration & Environment	Parking Services	Parking Services - On Street	On street parking charges - WESTGATE (Long Stay)	Up to 4 hours	3.20			3.30			3.1%
Regeneration & Environment	Parking Services	Parking Services - On Street	On street parking charges - WESTGATE (Long Stay)	All day	4.20			4.30			2.4%
Regeneration & Environment	Parking Services	Parking Services - On Street	On street parking charges - SHEFFIELD ROAD	Up to 30 minutes	0.20			0.20			0.0%
Regeneration & Environment	Parking Services	Parking Services - On Street	On street parking charges - SHEFFIELD ROAD	Up to 1 hour	1.10			1.10			0.0%
Regeneration & Environment	Parking Services	Parking Services - On Street	On street parking charges - SHEFFIELD ROAD	Up to 2 hours	2.10			2.10			0.0%
Regeneration & Environment	Parking Services	Parking Services - On Street	On street parking charges - SHEFFIELD ROAD	Up to 4 hours	3.20			3.30			3.1%
Regeneration & Environment	Parking Services	Parking Services - On Street	On street parking charges - SHEFFIELD ROAD	All day	4.20			4.30			2.4%
Regeneration & Environment	Parking Services	Parking Services - On Street	On street parking charges - MAIN STREET	Up to 30 minutes	1.10			1.10			0.0%
Regeneration & Environment	Parking Services	Parking Services - On Street	On street parking charges - MAIN STREET	Up to 1 hour	1.60			1.60			0.0%
Regeneration & Environment	Parking Services	Parking Services - On Street	On street parking charges - MAIN STREET	Up to 2 hours	3.20			3.30			3.1%
Regeneration & Environment	Parking Services	Parking Services - On Street	On street parking charges - MASBROUGH STREET	Up to 30 minutes	0.20			0.20			0.0%
Regeneration & Environment	Parking Services	Parking Services - On Street	On street parking charges - MASBROUGH STREET	Up to 1 hour	0.50			0.50			0.0%
Regeneration & Environment	Parking Services	Parking Services - On Street	On street parking charges - MASBROUGH STREET	Up to 2 hours	1.10			1.10			0.0%
Regeneration & Environment	Parking Services	Parking Services - On Street	On street parking charges - MASBROUGH STREET	All day	2.10			2.10			0.0%
Regeneration & Environment	Parking Services	Parking Services - On Street	On street parking charges - DOMINE LANE	Up to 30 minutes	1.10			1.10			0.0%
Regeneration & Environment	Parking Services	Parking Services - On Street	On street parking charges - DOMINE LANE	Up to 1 hour	1.60			1.60			0.0%
Regeneration & Environment	Parking Services	Parking Services - On Street	On street parking charges - DOMINE LANE	Up to 2 hours	3.20			3.30			3.1%
Regeneration & Environment	Parking Services	Parking Services - On Street	On street parking charges - MARKET STREET	Up to 30 minutes	1.10			1.10			0.0%
Regeneration & Environment	Parking Services	Parking Services - On Street	On street parking charges - MARKET STREET	Up to 1 hour	1.60			1.60			0.0%
Regeneration & Environment	Parking Services	Parking Services - On Street	On street parking charges - MARKET STREET	Up to 2 hours	3.20			3.30			3.1%
Regeneration & Environment	Parking Services	Parking Services - On Street	On street parking charges - COKE HILL	Up to 30 minutes	0.20			0.20			0.0%
Regeneration & Environment	Parking Services	Parking Services - On Street	On street parking charges - COKE HILL	Up to 4 hours	1.10			1.10			0.0%
Regeneration & Environment	Parking Services	Parking Services - On Street	On street parking charges - COKE HILL	All day	2.10			2.10			0.0%
Regeneration & Environment	Parking Services	Parking Services - On Street	On street parking charges - PARKFIELD ROAD	Up to 30 minutes	0.50			0.50			0.0%
Regeneration & Environment	Parking Services	Parking Services - On Street	On street parking charges - PARKFIELD ROAD	Up to 1 hour	1.10			1.10			0.0%
Regeneration & Environment	Parking Services	Parking Services - On Street	On street parking charges - PARKFIELD ROAD	Up to 2 hours	1.60			1.60			0.0%
Regeneration & Environment	Parking Services	Parking Services - On Street	On street parking charges - PARKFIELD ROAD	Up to 4 hours	2.10			2.10			0.0%
Regeneration & Environment	Parking Services	Parking Services - On Street	On street parking charges - PARKFIELD ROAD	All day	3.70			3.80			2.7%
Regeneration & Environment	Pest Control	Pest Control	Rats Inside Property	Treatment upto 3 visits	81.00			83.00			2.5%
Regeneration & Environment	Pest Control	Pest Control	Rats Outside Property	Treatment upto 3 visits	81.00			83.00			2.5%
Regeneration & Environment	Pest Control	Pest Control	Mice	Treatment upto 4 visits	81.00			83.00			2.5%
Regeneration & Environment	Pest Control	Pest Control	Mice	Subsequent Visits	37.00			38.00			2.7%
Regeneration & Environment	Pest Control	Pest Control	Moles	Treatment upto 3 visits	107.00			109.00			1.9%
Regeneration & Environment	Pest Control	Pest Control	Squirrels	Treatment upto 3 visits	107.00			109.00			1.9%
Regeneration & Environment	Pest Control	Pest Control	Feral Pigeons	Quote	Price on Application			Price on Application			N/A
Regeneration & Environment	Pest Control	Pest Control	Fleas	Per Visit	107.00			109.00			1.9%
Regeneration & Environment	Pest Control	Pest Control	Bed Bugs	Treatment upto 4 visits	242.00			247.00			2.1%
Regeneration & Environment	Pest Control	Pest Control	Cockroaches	Treatment upto 4 visits	242.00			247.00			2.1%
Regeneration & Environment	Pest Control	Pest Control	Wasps Nest	Per Visit	107.00			109.00			1.9%
Regeneration & Environment	Pest Control	Pest Control	Flies	Per Visit	107.00			109.00			1.9%
Regeneration & Environment	Pest Control	Pest Control	Wild Bees / Bumble Bees (Outside Property)	Per Visit	107.00			109.00			1.9%
Regeneration & Environment	Pest Control	Pest Control	Stored Product Insects (Beetles Etc.)	Per Visit	107.00			109.00			1.9%
Regeneration & Environment	Pest Control	Pest Control	Garden Ants	Per Visit	107.00			109.00			1.9%
Regeneration & Environment	Pest Control	Pest Control	Call out Fee	Per Visit	66.00			67.00			1.5%
Regeneration & Environment	Pest Control	Pest Control	Out of Hours Fixed Fee - Weekdays and Saturday	Per Visit	160.00			163.00			1.9%
Regeneration & Environment	Pest Control	Pest Control	Out of Hours Fixed Fee - Sunday and Bank Holiday	Per Visit	212.00			216.00			1.9%
Regeneration & Environment	Planning Service	Planning Service	Charge relates to carrying out responses to Environmental Information Regulations (EIR requests) - specifically relating to CON29 enquiries only	Per Hour	34.00			35.00			2.9%
Regeneration & Environment	Planning Service	Planning Service	Pre app - Do I need Planning Permission - Extensions / Alterations - Household Applications	per application	112.00			125.00			11.6%
Regeneration & Environment	Planning Service	Planning Service	Pre app - Do I need Planning Permission - Extensions / Alterations - Commercial Applications	per application				150.00			
Regeneration & Environment	Planning Service	Planning Service	Pre-app Advice Adverts	per application	112.00			120.00			7.1%
Regeneration & Environment	Planning Service	Planning Service	Pre app Advice Section 73	per application	210.00			250.00			19.0%
Regeneration & Environment	Planning Service	Planning Service	Pre-app Conservation Area/Trees/Listed Building - Written Advice Only	per application	140.00			180.00			28.6%
Regeneration & Environment	Planning Service	Planning Service	Pre-app Conservation Area/Trees/Listed Building - Complex Enquiries Including one (MS Teams) Meeting	per application				250.00			
Regeneration & Environment	Planning Service	Planning Service	Pre-app Conservation Area/Trees/Listed Building - Complex Enquiries Including Site Visit	per application				500.00			
Regeneration & Environment	Planning Service	Planning Service	Pre-app Other Development or Change of Use	per application	210.00			250.00			19.0%
Regeneration & Environment	Planning Service	Planning Service	Pre app Minor Development - Written Advice Only	per application	504.00			450.00			-10.7%

FEES AND CHARGES
PROPOSALS 2025/26

Key
Service Ended

Directorate	Service Area	Service	Description of Fee or Charge	Basis of Charge	Fixed Charge 2024/25 £	Charge Range Minimum Charge 2024/25 £	Charge Range Maximum Charge 2024/25 £	Proposed Fixed Charge 2025/26 £	Charge Range Proposed Minimum Charge 2025/26 £	Charge Range Proposed Maximum Charge 2025/26 £	%age increase
Regeneration & Environment	Planning Service	Planning Service	Pre app Minor Development - One Meeting (MS Teams) and Written Advice	per application				550.00			
Regeneration & Environment	Planning Service	Planning Service	Pre app Minor Development - (larger scale) - Written Advice Only	per application				550.00			
Regeneration & Environment	Planning Service	Planning Service	Pre app Minor Development - (larger scale) - One Meeting (MS Teams) and Written Advice	per application				630.00			
Regeneration & Environment	Planning Service	Planning Service	Pre app Minor Development - (larger scale) - Full Service including Site visit, One Meeting (MS Teams) and Written Advice	per application				720.00			
Regeneration & Environment	Planning Service	Planning Service	Pre app Small Scale Major Initial Advice	per application	850.00						-100.0%
Regeneration & Environment	Planning Service	Planning Service	Pre app Small Scale Major Subsequent Meetings	per application	504.00						-100.0%
Regeneration & Environment	Planning Service	Planning Service	Pre app Small Scale Major Written Advice	per application				750.00			
Regeneration & Environment	Planning Service	Planning Service	Pre app Small Scale Major One Meeting (MS Teams) and Written Advice	per application				950.00			
Regeneration & Environment	Planning Service	Planning Service	Pre app Small Scale Major Development - Full Service including Site visit, One Meeting (MS Teams) and Written Advice	per application				1,050.00			
Regeneration & Environment	Planning Service	Planning Service	Pre app Large Scale Major - Initial Meeting	per application	1,350.00						-100.0%
Regeneration & Environment	Planning Service	Planning Service	Large Scale Pre-app Subsequent Meeting	per application	840.00						-100.0%
Regeneration & Environment	Planning Service	Planning Service	Pre app Small Scale Major Written Advice	per application				1,100.00			
Regeneration & Environment	Planning Service	Planning Service	Pre app Small Scale Major One Meeting (MS Teams) and Written Advice	per application				1,380.00			
Regeneration & Environment	Planning Service	Planning Service	Pre app Small Scale Major Development - Full Service including Site visit, One Meeting (MS Teams) and Written Advice	per application				1,600.00			
Regeneration & Environment	Planning Service	Planning Service	Strategic Developments - NO PPA - Full Service	per application				4,000.00			
Regeneration & Environment	Planning Service	Planning Service	Strategic Developments and PPA's - POA	per application				-			N/A
Regeneration & Environment	Planning Service	Planning Service	Confirmation of Legal Agreement Obligations complied with	per hour				95.00			NA
Regeneration & Environment	Planning Service	Planning Service	Confirmation of Planning Conditions complied with	per hour	85.00			95.00			11.8%
Regeneration & Environment	Planning Service	Planning Service	Enforcement Notice Withdrawal	per application	420.00			450.00			7.1%
Regeneration & Environment	Planning Service	Planning Service	Statutory planning application fees - set nationally cannot be changed locally (https://ecab.planningportal.co.uk/uploads/english_application_fees.pdf)	As per statute	-						N/A
Regeneration & Environment	Planning Service	Planning Service	Administration Charge for Cancelled Applications where fee is to be refunded	As per statute	8.00			8.00			0.0%
Regeneration & Environment	Planning Service	Planning Service	Complete Local Authority Search (LLC1 & Con29 Compiled, covering all required property enquiries)	per application	137.00			140.00			2.2%
Regeneration & Environment	Planning Service	Planning Service	Con29 Compiled Search - Including VAT	per application	110.00			112.00			1.8%
Regeneration & Environment	Planning Service	Planning Service	Con29O Additional Questions (5-21) - Including VAT	per application	12.00			13.00			8.3%
Regeneration & Environment	Planning Service	Planning Service	Con29O Additional Questions (24) - Including VAT	per application	24.00			26.00			8.3%
Regeneration & Environment	Planning Service	Planning Service	Local Land Charges Register Search (LLC1 only)	per application	27.00			28.00			3.7%
Regeneration & Environment	Planning Service	Planning Service	New street naming	per application	93.00			95.00			2.2%
Regeneration & Environment	Planning Service	Planning Service	New properties on new street or new property addresses on an existing street and readdressing after notification (i.e. change subsequent to initial application)	1	74.00			75.00			1.4%
Regeneration & Environment	Planning Service	Planning Service	New properties on new street or new property addresses on an existing street and readdressing after notification (i.e. change subsequent to initial application)	2 to 5	110.00			112.00			1.8%
Regeneration & Environment	Planning Service	Planning Service	New properties on new street or new property addresses on an existing street and readdressing after notification (i.e. change subsequent to initial application)	6 to 10	149.00			152.00			2.0%
Regeneration & Environment	Planning Service	Planning Service	New properties on new street or new property addresses on an existing street and readdressing after notification (i.e. change subsequent to initial application)	more than 10	310.00			316.00			1.9%
Regeneration & Environment	Planning Service	Planning Service	subsequent to initial application		6.00			6.00			0.0%
Regeneration & Environment	Planning Service	Planning Service	Change to house name and letter of confirmation of address	per request	63.00			64.00			1.6%
Regeneration & Environment	Regulation and Enforcement	Animal Health	Providing boarding in kennels for dogs, and providing boarding for cats	Per application	357.00			364.00			2.0%
Regeneration & Environment	Regulation and Enforcement	Animal Health	Providing home boarding	Per application	357.00			364.00			2.0%
Regeneration & Environment	Regulation and Enforcement	Animal Health	Hiring out of horses	Per application	357.00			364.00			2.0%
Regeneration & Environment	Regulation and Enforcement	Animal Health	Breeding of dogs	Per application	357.00			364.00			2.0%
Regeneration & Environment	Regulation and Enforcement	Animal Health	Selling of pets	Per application	357.00			364.00			2.0%
Regeneration & Environment	Regulation and Enforcement	Animal Health	Keeping or training animals for exhibition	Per application	357.00			364.00			2.0%
Regeneration & Environment	Regulation and Enforcement	Animal Health	Variation of a licence under the Animal Welfare (Licensing of Animals) (England) Regulations 2018	Per application	36.00			37.00			2.8%
Regeneration & Environment	Regulation and Enforcement	Animal Health	Re-rating visit under the Animal Welfare (Licensing of Animals) (England) Regulations 2018	Per application	190.00			194.00			2.1%
Regeneration & Environment	Regulation and Enforcement	Animal Health	Dangerous Wild Animals	Per application	188.00			192.00			2.1%
Regeneration & Environment	Regulation and Enforcement	Animal Health	Zoos - First Licence	Per application	1,335.00			1,362.00			2.0%
Regeneration & Environment	Regulation and Enforcement	Animal Health	Zoos - Renewal	Per application	1,974.00			2,013.00			2.0%
Regeneration & Environment	Regulation and Enforcement	Animal Health	Copy of Zoo or Dangerous Wild Animal Licence	Per application	36.00			37.00			2.8%
Regeneration & Environment	Regulation and Enforcement	Annual Subsistence Charge	Standard process LOW	Per activity		772.00	876.00		772.00	876.00	0.0%
Regeneration & Environment	Regulation and Enforcement	Annual Subsistence Charge	Standard process MEDIUM	Per activity		1161.00	1317.00		1,161.00	1,317.00	0.0%
Regeneration & Environment	Regulation and Enforcement	Annual Subsistence Charge	Standard process HIGH	Per activity		1747.00	1954.00		1,747.00	1,954.00	0.0%
Regeneration & Environment	Regulation and Enforcement	Annual Subsistence Charge	Reduced fee activities Low/Medium/High	Per activity		79.00	237.00		79.00	237.00	0.0%
Regeneration & Environment	Regulation and Enforcement	Annual Subsistence Charge	PVR I & II Combined Medium Component	Per activity		113.00	341.00		113.00	341.00	0.0%

FEES AND CHARGES
PROPOSALS 2025/26

Key
Service Ended

Directorate	Service Area	Service	Description of Fee or Charge	Basis of Charge	Fixed Charge 2024/25 £	Charge Range Minimum Charge 2024/25 £	Charge Range Maximum Charge 2024/25 £	Proposed Fixed Charge 2025/26 £	Charge Range Proposed Minimum Charge 2025/26 £	Charge Range Proposed Maximum Charge 2025/26 £	%age increase
Regeneration & Environment	Regulation and Enforcement	Annual Subsistence Charge	Vehicle Refinishers Low/Medium/High	Per activity		288.00	548.00		288.00	548.00	0.0%
Regeneration & Environment	Regulation and Enforcement	Annual Subsistence Charge	Odorising of natural gas Low/Medium/High	Per activity		79.00	237.00		79.00	237.00	0.0%
Regeneration & Environment	Regulation and Enforcement	Annual Subsistence Charge	Mobile screening and crushing plant Low/Medium/High	Per activity		626.00	1551.00		626.00	1,551.00	0.0%
Regeneration & Environment	Regulation and Enforcement	Annual Subsistence Charge	for the third to seventh authorisations Low/Medium/High	Per activity		385.00	924.00		385.00	924.00	0.0%
Regeneration & Environment	Regulation and Enforcement	Annual Subsistence Charge	for the eighth and subsequent authorisations Low/Medium/High	Per activity		198.00	473.00		198.00	473.00	0.0%
Regeneration & Environment	Regulation and Enforcement	Annual Subsistence Charge	Late Payment Fee	Per activity	52.00	0.00	0.00	52.00			0.0%
Regeneration & Environment	Regulation and Enforcement	CCTV	Metal Strap	Per activity				6.00			
Regeneration & Environment	Regulation and Enforcement	CCTV	CCTV Signage	Per activity				20.00			
Regeneration & Environment	Regulation and Enforcement	CCTV	Runners per sign	Per activity				5.00			
Regeneration & Environment	Regulation and Enforcement	CCTV	Cherry Picker Hire	Per day				80.00			
Regeneration & Environment	Regulation and Enforcement	CCTV	Download and release of CCTV footage (excluding partners and internal)	Per activity				60.00			
Regeneration & Environment	Regulation and Enforcement	CCTV	Search CCTV footage (excluding partners and internal)	Per activity				60.00			
Regeneration & Environment	Regulation and Enforcement	Environmental Health General	Works in default	Variable	Variable			Variable			N/A
Regeneration & Environment	Regulation and Enforcement	Environmental Health General	Consultation or business advice Enquiry	Per Hour	28.00			30.00			7.1%
Regeneration & Environment	Regulation and Enforcement	Environmental Health General	High Hedges investigation	Per Investigation	449.00			449.00			0.0%
Regeneration & Environment	Regulation and Enforcement	Environmental Health General	Seizure and Storage of vehicles involved in waste crimes	Variable	Variable			Variable			N/A
Regeneration & Environment	Regulation and Enforcement	Export Certificates	Export Certificates	Each	109.00						-100.0%
Regeneration & Environment	Regulation and Enforcement	Fixed Penalty Notices	Leaving Litter	Offence		100.00	150.00		100.00	150.00	0.0%
Regeneration & Environment	Regulation and Enforcement	Fixed Penalty Notices	Failing to Comply with a Public Space Protection Order (Including the Dog Control Order)	Offence	100.00			100.00			0.0%
Regeneration & Environment	Regulation and Enforcement	Fixed Penalty Notices	Graffiti and Fly Posting	Offence	500.00			500.00			0.0%
Regeneration & Environment	Regulation and Enforcement	Fixed Penalty Notices	Failure to comply with a Community Protection Notice	Offence	100.00			100.00			0.0%
Regeneration & Environment	Regulation and Enforcement	Fixed Penalty Notices	Failure to comply with non--domestic waste receptacles notice	Offence	100.00			Remove Charge			N/A
Regeneration & Environment	Regulation and Enforcement	Fixed Penalty Notices	Failure to produce authority to transport controlled waste	Offence	300.00				300.00	600.00	-100.0%
Regeneration & Environment	Regulation and Enforcement	Fixed Penalty Notices	Failure to produce waste disposal documentation	Offence	300.00				300.00	600.00	-100.0%
Regeneration & Environment	Regulation and Enforcement	Fixed Penalty Notices	Illegal disposal of waste (Fly Tipping)	Offence		300.00	400.00		400.00	1,000.00	33.3%
Regeneration & Environment	Regulation and Enforcement	Food Hygiene	Food Hygiene Revisit	Per application	191.00			195.00			2.1%
Regeneration & Environment	Regulation and Enforcement	Food Hygiene	Provide pre-inspection advice to food businesses	Per application	233.00			238.00			2.1%
Regeneration & Environment	Regulation and Enforcement	Health and Safety	Ear-piercing – PREMISES	Per application	158.00			161.00			1.9%
Regeneration & Environment	Regulation and Enforcement	Health and Safety	Ear piercing - person carrying on the business	Per application	36.00			37.00			2.8%
Regeneration & Environment	Regulation and Enforcement	Health and Safety	Total for ear-piercing with one applicant	Per application	194.00			198.00			2.1%
Regeneration & Environment	Regulation and Enforcement	Health and Safety	Tattooing – PREMISES	Per application	265.00			270.00			1.9%
Regeneration & Environment	Regulation and Enforcement	Health and Safety	Tattooing - person carrying on the business	Per application	36.00			37.00			2.8%
Regeneration & Environment	Regulation and Enforcement	Health and Safety	Total for tattooing with one applicant	Per application	301.00			307.00			2.0%
Regeneration & Environment	Regulation and Enforcement	Health and Safety	Acupuncture – PREMISES	Per application	194.00			198.00			2.1%
Regeneration & Environment	Regulation and Enforcement	Health and Safety	Acupuncture – person carrying on the practice	Per application	36.00			37.00			2.8%
Regeneration & Environment	Regulation and Enforcement	Health and Safety	Electrolysis – PREMISES	Per application	194.00			198.00			2.1%
Regeneration & Environment	Regulation and Enforcement	Health and Safety	Electrolysis – person carrying on the business	Per application	36.00			37.00			2.8%
Regeneration & Environment	Regulation and Enforcement	Health and Safety	Reissuing a registration certificate due to a change of Business Name or Applicant Name for any of the above skin piercing activities.	Per application	36.00			Remove Charge			N/A
Regeneration & Environment	Regulation and Enforcement	Housing Monetary/Civil penalties	Non-compliance with the Smoke and Carbon Monoxide Alarm (England) Regulations 2015	First Offence	1,500.00			1,500.00			0.0%
Regeneration & Environment	Regulation and Enforcement	Housing Monetary/Civil penalties	Non-compliance with the Smoke and Carbon Monoxide Alarm (England) Regulations 2015	Second Offence	3,000.00			3,000.00			0.0%
Regeneration & Environment	Regulation and Enforcement	Housing Monetary/Civil penalties	Non-compliance with the Smoke and Carbon Monoxide Alarm (England) Regulations 2015	Further Offences Per Offence	5,000.00			5,000.00			0.0%
Regeneration & Environment	Regulation and Enforcement	Housing Monetary/Civil penalties	Non-compliance with section 46 Environmental Protection Act 1990 (domestic waste receptacles)	Offence	5,000.00			5,000.00			0.0%
Regeneration & Environment	Regulation and Enforcement	Housing Monetary/Civil penalties	Civil Penalty for Housing offences under the Housing and Planning Act 2016	Offence	30,000.00			30,000.00			0.0%
Regeneration & Environment	Regulation and Enforcement	Part A2	Application	Per activity	3,363.00			3,363.00			0.0%
Regeneration & Environment	Regulation and Enforcement	Part A2	Additional fee for operating without a permit	Per activity	1,188.00			1,188.00			0.0%
Regeneration & Environment	Regulation and Enforcement	Part A2	Annual Subsistence LOW	Per activity	1,343.00			1,343.00			0.0%
Regeneration & Environment	Regulation and Enforcement	Part A2	Annual Subsistence MEDIUM	Per activity	1,507.00			1,507.00			0.0%
Regeneration & Environment	Regulation and Enforcement	Part A2	Annual Subsistence HIGH	Per activity	2,230.00			2,230.00			0.0%
Regeneration & Environment	Regulation and Enforcement	Part A2	Late Payment Fee	Per activity	52.00			52.00			0.0%
Regeneration & Environment	Regulation and Enforcement	Part A2	Substantial Variation	Per activity	1,368.00			1,368.00			0.0%
Regeneration & Environment	Regulation and Enforcement	Part A2	Transfer	Per activity	235.00			235.00			0.0%
Regeneration & Environment	Regulation and Enforcement	Part A2	Partial Transfer	Per activity	698.00			698.00			0.0%
Regeneration & Environment	Regulation and Enforcement	Part A2	Surrender	Per activity	698.00			698.00			0.0%
Regeneration & Environment	Regulation and Enforcement	Pollution Control	Standard process	Application Fee	1,650.00			1,650.00			0.0%
Regeneration & Environment	Regulation and Enforcement	Pollution Control	Additional fee for operating without a permit	Application Fee	1,188.00			1,188.00			0.0%
Regeneration & Environment	Regulation and Enforcement	Pollution Control	PVR I, Dry Cleaners and Reduced fee activities (1)	Application Fee	155.00			155.00			0.0%
Regeneration & Environment	Regulation and Enforcement	Pollution Control	PVR I & II Combined	Application Fee	257.00			257.00			0.0%
Regeneration & Environment	Regulation and Enforcement	Pollution Control	Vehicle Refinishers (VRs) and other Reduced Fee activities (2)	Application Fee	362.00			362.00			0.0%
Regeneration & Environment	Regulation and Enforcement	Pollution Control	Reduced fee activities additional fee for operating without a permit	Application Fee	71.00			71.00			0.0%
Regeneration & Environment	Regulation and Enforcement	Pollution Control	Mobile screening and crushing plant	Application Fee	1,650.00			1,650.00			0.0%
Regeneration & Environment	Regulation and Enforcement	Pollution Control	for the third to seventh applications	Application Fee	985.00			985.00			0.0%
Regeneration & Environment	Regulation and Enforcement	Pollution Control	for the eighth and subsequent applications	Application Fee	498.00			498.00			0.0%
Regeneration & Environment	Regulation and Enforcement	Private Sector Housing Enforcement Trading Account fees	House in Multiple Occupation (HMO) - Application	House	266.00			266.00			0.0%

FEES AND CHARGES
PROPOSALS 2025/26

Key
Service Ended

Directorate	Service Area	Service	Description of Fee or Charge	Basis of Charge	Fixed Charge 2024/25 £	Charge Range: Minimum Charge 2024/25 £	Charge Range: Maximum Charge 2024/25 £	Proposed Fixed Charge 2025/26 £	Charge Range: Proposed Minimum Charge 2025/26 £	Charge Range: Proposed Maximum Charge 2025/26 £	%age increase
Regeneration & Environment	Regulation and Enforcement	Private Sector Housing Enforcement Trading Account fees	House in Multiple Occupation (HMO) Licence maintenance fee	House	663.00			663.00			0.0%
Regeneration & Environment	Regulation and Enforcement	Private Sector Housing Enforcement Trading Account fees	HMO License renewal application fee (available for renewing applications which have not expired)	House	237.00			237.00			0.0%
Regeneration & Environment	Regulation and Enforcement	Private Sector Housing Enforcement Trading Account fees	HMO License renewal Licence maintenance fee (available for renewing applications which have not expired)	House	568.00			568.00			0.0%
Regeneration & Environment	Regulation and Enforcement	Private Sector Housing Enforcement Trading Account fees	HMO Late application fee (Operating 12 weeks unlicensed)	House	411.00			411.00			0.0%
Regeneration & Environment	Regulation and Enforcement	Private Sector Housing Enforcement Trading Account fees	Selective Licence of other houses in designated areas - application fee	Letting Unit	68.00			Fee to be set by Cabinet			N/A
Regeneration & Environment	Regulation and Enforcement	Private Sector Housing Enforcement Trading Account fees	Selective Licence of other houses in designated areas - Licence maintenance fee	Letting Unit	453.00			Fee to be set by Cabinet			N/A
Regeneration & Environment	Regulation and Enforcement	Private Sector Housing Enforcement Trading Account fees	Rebate for early applications with fully compliant property	Letting Unit	- 127.00			Fee to be set by Cabinet			N/A
Regeneration & Environment	Regulation and Enforcement	Private Sector Housing Enforcement Trading Account fees	Selective Licence late application fee (operating unlicensed for 12 weeks)	House	136.00			Fee to be set by Cabinet			N/A
Regeneration & Environment	Regulation and Enforcement	Private Sector Housing Enforcement Trading Account fees	Additional Unit Maintenance Fee	Letting Unit	138.00			Fee to be set by Cabinet			N/A
Regeneration & Environment	Regulation and Enforcement	Private Sector Housing Enforcement Trading Account fees	Charge for the service of Enforcement Notices under the Housing Act 2004	Notice	420.00	210.00		Variable			N/A
Regeneration & Environment	Regulation and Enforcement	Substantial change s10 and s11	Standard process	Per activity	1,050.00			1,050.00			0.0%
Regeneration & Environment	Regulation and Enforcement	Substantial change s10 and s11	Standard process where the substantial change results in a new PPC activity	Per activity	1,650.00			1,650.00			0.0%
Regeneration & Environment	Regulation and Enforcement	Substantial change s10 and s11	Reduced fee activities*	Per activity	102.00			102.00			0.0%
Regeneration & Environment	Regulation and Enforcement	Temporary Transfer for Mobiles	First Transfer	Per activity	53.00			53.00			0.0%
Regeneration & Environment	Regulation and Enforcement	Temporary Transfer for Mobiles	Repeat Transfer	Per activity	10.00			10.00			0.0%
Regeneration & Environment	Regulation and Enforcement	Temporary Transfer for Mobiles	Repeat Following enforcement or warning	Per activity	53.00			53.00			0.0%
Regeneration & Environment	Regulation and Enforcement	Trading Standards	Weights and Measures Inspector (hourly rate)	Per Hour	76.00			78.00			2.6%
Regeneration & Environment	Regulation and Enforcement	Trading Standards	Weights and Measures Technical Assistant (hourly rate)	Per Hour	48.00			49.00			2.1%
Regeneration & Environment	Regulation and Enforcement	Trading Standards	Administration of second hand dealer registration	Each	22.00			22.00			0.0%
Regeneration & Environment	Regulation and Enforcement	Transfer and Surrender	Standard process transfer	Per activity	169.00			169.00			0.0%
Regeneration & Environment	Regulation and Enforcement	Transfer and Surrender	Standard process partial transfer	Per activity	497.00			497.00			0.0%
Regeneration & Environment	Regulation and Enforcement	Transfer and Surrender	New operator at low risk reduced fee activity	Per activity	78.00			78.00			0.0%
Regeneration & Environment	Regulation and Enforcement	Transfer and Surrender	Surrender: all Part B activities	Per activity	-						N/A
Regeneration & Environment	Regulation and Enforcement	Transfer and Surrender	Reduced fee activities*: transfer	Per activity	-						N/A
Regeneration & Environment	Regulation and Enforcement	Transfer and Surrender	Reduced fee activities*: partial transfer	Per activity	47.00			47.00			0.0%
Regeneration & Environment	Regulation and Enforcement	Water Samples	Private Water Supply Samples	Each	500.00			500.00			0.0%
Regeneration & Environment	Regulation and Enforcement	Water Samples	Risk assessment (for each assessment)	Each	100.00			100.00			0.0%
Regeneration & Environment	Regulation and Enforcement	Water Samples	Sampling (for each visit) Investigation (for each investigation)	Each	100.00			100.00			0.0%
Regeneration & Environment	Regulation and Enforcement	Water Samples	Granting an authorisation (for each authorisation)	Each	100.00			100.00			0.0%
Regeneration & Environment	Regulation and Enforcement	Water Samples	Standard Microbiological sample	Per sample	103.00			103.00			0.0%
Regeneration & Environment	Regulation and Enforcement	Water Samples	Legionella water sample	Per sample	144.00			147.00			2.1%
Regeneration & Environment	Regulation and Enforcement	Water Samples - Analysing a sample	taken under reg 10	Per sample	25.00			25.00			0.0%
Regeneration & Environment	Regulation and Enforcement	Water Samples - Analysing a sample	taken during check monitoring	Per sample	100.00			100.00			0.0%
Regeneration & Environment	Regulation and Enforcement	Water Samples - Analysing a sample	taken during audit monitoring	Per sample	500.00			500.00			0.0%
Regeneration & Environment	RIDO	Makers Emporium	Makers - Rental of Trading Space	Per month (Six month term)	10.00			12.50			25.0%
Regeneration & Environment	RIDO	Makers Emporium	Makers - Commission on Sales	Percentage of Sales	30%			30%			0.0%
Regeneration & Environment	Rother Valley Country Park	All Day Lake Hire - Summer (March - Sept) - Equipment not included	Sole use of Main Lake	Per Day	Price on Application			Price on Application			N/A
Regeneration & Environment	Rother Valley Country Park	All Day Lake Hire - Summer (March - Sept) - Equipment not included	Partial use of Main Lake	Per Day	Price on Application			Price on Application			N/A
Regeneration & Environment	Rother Valley Country Park	All Day Lake Hire - Summer (March - Sept) - Equipment not included	Hire of Northern Lake	Per Day	Price on Application			Price on Application			N/A
Regeneration & Environment	Rother Valley Country Park	All Day Lake Hire - Winter (October - February) - Equipment not included	Sole use of Main Lake	Per Day	Price on Application			Price on Application			N/A
Regeneration & Environment	Rother Valley Country Park	All Day Lake Hire - Winter (October - February) - Equipment not included	Partial use of Main Lake	Per Day	Price on Application			Price on Application			N/A
Regeneration & Environment	Rother Valley Country Park	All Day Lake Hire - Winter (October - February) - Equipment not included	Hire of Northern Lake	Per Day	Price on Application			Price on Application			N/A
Regeneration & Environment	Rother Valley Country Park	Car Parking	Up to 1 hour parking	Per Car	1.75			1.80			2.9%
Regeneration & Environment	Rother Valley Country Park	Car Parking	Up to 2 hours parking	Per Car	2.75			2.90			5.5%
Regeneration & Environment	Rother Valley Country Park	Car Parking	Up to 3 hours parking	Per Car	3.75			3.90			4.0%
Regeneration & Environment	Rother Valley Country Park	Car Parking	Up to 4 hours parking	Per Car	4.75			4.90			3.2%
Regeneration & Environment	Rother Valley Country Park	Car Parking	Up to 5 hours parking	Per Car	5.75			5.90			2.6%
Regeneration & Environment	Rother Valley Country Park	Car Parking	All Day	Per Car	6.50			6.50			0.0%
Regeneration & Environment	Rother Valley Country Park	Car Parking	Blue Badge Holders	per Car	-						N/A
Regeneration & Environment	Rother Valley Country Park	Car Parking	Mini Buses (Charged as Car)	Per Vehicle	As per car			As per car			N/A
Regeneration & Environment	Rother Valley Country Park	Car Parking	Car Parking - Season Ticket (April to March)*	Per Car - Reduced by 1/12th per calendar month		8.00	96.00		8.33	100.00	4.2%
Regeneration & Environment	Rother Valley Country Park	Caravan and Camping *(not Caravan Site - event operator only)	Caravan - Overnight (Organised events only)	Per Unit	12.70			13.00			2.4%
Regeneration & Environment	Rother Valley Country Park	Caravan and Camping *(not Caravan Site - event operator only)	Tents - Overnight (Organised events only)	Per Unit	11.00			11.20			1.8%
Regeneration & Environment	Rother Valley Country Park	Coarse Fishing	Season ticket (ticket to expire at end of March)	Per Person	82.00			82.00			0.0%

FEES AND CHARGES
PROPOSALS 2025/26

Key
Service Ended

Directorate	Service Area	Service	Description of Fee or Charge	Basis of Charge	Fixed Charge 2024/25 £	Charge Range: Minimum Charge 2024/25 £	Charge Range: Maximum Charge 2024/25 £	Proposed Fixed Charge 2025/26 £	Charge Range: Proposed Minimum Charge 2025/26 £	Charge Range: Proposed Maximum Charge 2025/26 £	%age increase
Regeneration & Environment	Rother Valley Country Park	Coarse Fishing	Per Day	Per Person	5.30			5.30			0.0%
Regeneration & Environment	Rother Valley Country Park	Craft Storage	Boats per year - to include car parking fee	Per Boat	276.00			282.00			2.2%
Regeneration & Environment	Rother Valley Country Park	Launch Fees	Private Launch - (Per Day) Full Price	Per Unit Per Day	13.00			13.00			0.0%
Regeneration & Environment	Rother Valley Country Park	Launch Fees	Private Launch - (Per Day) Concessionary/Rothercard Price	Per Unit Per Day	9.00			9.00			0.0%
Regeneration & Environment	Rother Valley Country Park	Launch Fees	Private Launch (within 3 hours of closure) Full Price	Per Unit	8.50			8.50			0.0%
Regeneration & Environment	Rother Valley Country Park	Launch Fees	Private Launch (within 3 hours of closure) Concessionary/Rothercard Price	Per Unit	6.40			6.40			0.0%
Regeneration & Environment	Rother Valley Country Park	Launch Fees	6 Month Private Launch Saver - Incl. Car Parking Fee Full Price	Per Unit	225.00			225.00			0.0%
Regeneration & Environment	Rother Valley Country Park	Launch Fees	Storage & Launch Saver (launch1/3/10 to 19/12/10, 12 month storage)inc C/P	Per Unit	419.00			419.00			0.0%
Regeneration & Environment	Rother Valley Country Park	Launch Fees	6 Months Jet Ski Launch Pass	Per Person Per Unit	254.00			254.00			0.0%
Regeneration & Environment	Rother Valley Country Park	Launch Fees	1 Month Jet Ski Launch Pass (min. of 6 months to be purchased first)	Per Person Per Unit	74.00			74.00			0.0%
Regeneration & Environment	Rother Valley Country Park	Miscellaneous	Powercraft Engine Test	Per Craft	53.00			54.00			1.9%
Regeneration & Environment	Rother Valley Country Park	Miscellaneous	Windsurf Harness Hire	Per Person	10.60			10.80			1.9%
Regeneration & Environment	Rother Valley Country Park	Miscellaneous	Spraydeck hire	Per Unit	10.60			10.80			1.9%
Regeneration & Environment	Rother Valley Country Park	Miscellaneous	Small meeting room hire (half day)	Per Half Day	Price on Application			Price on Application			N/A
Regeneration & Environment	Rother Valley Country Park	Miscellaneous	Small meeting room hire (full day)	Per Day	Price on Application			Price on Application			N/A
Regeneration & Environment	Rother Valley Country Park	Miscellaneous	Large meeting room hire (full day)	Per Day	Price on Application			Price on Application			N/A
Regeneration & Environment	Rother Valley Country Park	Miscellaneous	Flip Chart Hire (on site only) per day*	Per Day	11.10			11.30			1.8%
Regeneration & Environment	Rother Valley Country Park	Miscellaneous	Rotherham School Visits	Per Pupil	Price on Application			Price on Application			N/A
Regeneration & Environment	Rother Valley Country Park	Miscellaneous	School Visits (per pupil)	Per Pupil	Price on Application			Price on Application			N/A
Regeneration & Environment	Rother Valley Country Park	Miscellaneous	Lecture (by Ranger Staff on site) per hour (non-vat)	Per Hour	Price on Application			Price on Application			N/A
Regeneration & Environment	Rother Valley Country Park	Miscellaneous	Events Fee *	Per Event	Price on Application			Price on Application			N/A
Regeneration & Environment	Rother Valley Country Park	Miscellaneous	Orienteering Maps *	Per Unit	3.20			3.30			3.1%
Regeneration & Environment	Rother Valley Country Park	Model Boating	Model Boating (per craft per day) * Full Price	Per Craft Per Day	6.40			6.40			0.0%
Regeneration & Environment	Rother Valley Country Park	Model Boating	Model Boating (per craft per day) * Concessionary/Rothercard Price	Per Craft Per Day	4.80			4.80			0.0%
Regeneration & Environment	Rother Valley Country Park	Powerboat Hire *	Powerboat including Driver 0 - 4 hours	Per Boat	Price on Application			Price on Application			N/A
Regeneration & Environment	Rother Valley Country Park	Powerboat Hire *	Powerboat including Driver 0 - 8 hours	Per Boat	Price on Application			Price on Application			N/A
Regeneration & Environment	Rother Valley Country Park	Rother Valley Country Park Cycle Hire	Cycle Hire Refundable Deposit (per cycle)	Per Cycle	10.60			10.60			0.0%
Regeneration & Environment	Rother Valley Country Park	Rother Valley Country Park Cycle Hire	Cycle Hire Refundable Deposit (per group of over 6 people)	Per Cycle	31.80			31.80			0.0%
Regeneration & Environment	Rother Valley Country Park	Rother Valley Country Park Cycle Hire	Cycle Hire (per hour)	Per Cycle Per Hour	9.50			9.50			0.0%
Regeneration & Environment	Rother Valley Country Park	Rother Valley Country Park Cycle Hire	Cycle Hire 2 hour	Per Cycle Per 2 Hours	17.00			17.00			0.0%
Regeneration & Environment	Rother Valley Country Park	Rother Valley Country Park Cycle Hire	Cycle Trailers (per hour)	Per Trailer Per Hour	7.40			7.40			0.0%
Regeneration & Environment	Rother Valley Country Park	Rother Valley Country Park Cycle Hire	Cycle Trailers 2 hours	Per Trailer Per 2 Hours	11.70			11.70			0.0%
Regeneration & Environment	Rother Valley Country Park	Rother Valley Country Park Cycle Hire	Dino Cycle	Per Cycle	23.30			23.30			0.0%
Regeneration & Environment	Rother Valley Country Park	Rother Valley Country Park Cycle Hire	Dino Cycle Trailer	Per Cycle Trailer	15.90			15.90			0.0%
Regeneration & Environment	Rother Valley Country Park	Rother Valley Country Park Cycle Hire	Electric 4 seat cycle	Per Cycle Per Hour	26.50			26.50			0.0%
Regeneration & Environment	Rother Valley Country Park	Rother Valley Country Park Cycle Hire	Single Chopper	Per Cycle Per Hour	10.60			10.60			0.0%
Regeneration & Environment	Rother Valley Country Park	Rother Valley Country Park Cycle Hire	Single Chopper (Concession)	Per Cycle Per Hour	9.50			9.50			0.0%
Regeneration & Environment	Rother Valley Country Park	Rother Valley Country Park Cycle Hire	Duo Chopper (2 seat cycle)	Per cycle Per Hour	14.80			14.80			0.0%
Regeneration & Environment	Rother Valley Country Park	Rother Valley Country Park Cycle Hire	Duo Chopper (2 seat cycle) (Concession)	Per cycle Per Hour	11.10			11.10			0.0%
Regeneration & Environment	Rother Valley Country Park	Rother Valley Country Park Cycle Hire	Single seat go cart	Per Hour	10.60			10.60			0.0%
Regeneration & Environment	Rother Valley Country Park	Rother Valley Country Park Cycle Hire	Single seat go cart (Concession)	Per Hour	9.50			9.50			0.0%
Regeneration & Environment	Rother Valley Country Park	Watersports Includes VAT unless used for education/training	Double Handed Dinghies (per 90 minutes) Full Price	Per 90 minutes	20.70			20.70			0.0%
Regeneration & Environment	Rother Valley Country Park	Watersports Includes VAT unless used for education/training	Double Handed Dinghies (per 90 minutes) Concessionary/Rothercard Price	Per 90 minutes	14.80			14.80			0.0%
Regeneration & Environment	Rother Valley Country Park	Watersports Includes VAT unless used for education/training	Double Handed Dinghies (per 90 minutes) Junior Rothercard Price	Per 90 minutes	12.70			12.70			0.0%
Regeneration & Environment	Rother Valley Country Park	Watersports Includes VAT unless used for education/training	Single Handed Dinghies (per 90 minutes) Full Price	Per 90 minutes	16.40			16.40			0.0%
Regeneration & Environment	Rother Valley Country Park	Watersports Includes VAT unless used for education/training	Single Handed Dinghies (per 90 minutes) Concessionary/ Rothercard Price	Per 90 minutes	12.20			12.20			0.0%
Regeneration & Environment	Rother Valley Country Park	Watersports Includes VAT unless used for education/training	Single Handed Dinghies (per 90 minutes) Junior Rothercard Price	Per 90 minutes	9.00			9.00			0.0%
Regeneration & Environment	Rother Valley Country Park	Watersports Includes VAT unless used for education/training	Windsurfer (per 90 minutes) Full Price	Per 90 minutes	15.40			15.40			0.0%
Regeneration & Environment	Rother Valley Country Park	Watersports Includes VAT unless used for education/training	Windsurfer (per 90 minutes) Concessionary/Rothercard Price	Per 90 minutes	10.60			10.60			0.0%
Regeneration & Environment	Rother Valley Country Park	Watersports Includes VAT unless used for education/training	Windsurfer (per 90 minutes) Junior Rothercard Price	Per 90 minutes	8.00			8.00			0.0%
Regeneration & Environment	Rother Valley Country Park	Watersports Includes VAT unless used for education/training	Canadian Canoe (per 60 minutes) Full Price	Per Hour	15.90			15.90			0.0%

FEES AND CHARGES
PROPOSALS 2025/26

Key
Service Ended

Directorate	Service Area	Service	Description of Fee or Charge	Basis of Charge	Fixed Charge 2024/25 £	Charge Range: Minimum Charge 2024/25 £	Charge Range: Maximum Charge 2024/25 £	Proposed Fixed Charge 2025/26 £	Charge Range: Proposed Minimum Charge 2025/26 £	Charge Range: Proposed Maximum Charge 2025/26 £	%age increase
Regeneration & Environment	Rother Valley Country Park	Watersports Includes VAT unless used for education/training	Canadian Canoe (per 60 minutes) Concessionary/Rothercard Price	Per Hour	12.70			12.70			0.0%
Regeneration & Environment	Rother Valley Country Park	Watersports Includes VAT unless used for education/training	Canadian Canoe (per 60 minutes) Junior Rothercard Price	Per Hour	10.10			10.10			0.0%
Regeneration & Environment	Rother Valley Country Park	Watersports Includes VAT unless used for education/training	Kayak Canoe (per 60 minutes) Full Price	Per Hour	13.80			13.80			0.0%
Regeneration & Environment	Rother Valley Country Park	Watersports Includes VAT unless used for education/training	Kayak Canoe (per 60 minutes) Concessionary/Rothercard Price	Per Hour	10.60			10.60			0.0%
Regeneration & Environment	Rother Valley Country Park	Watersports Includes VAT unless used for education/training	Kayak Canoe (per 60 minutes) Junior Rothercard Price	Per Hour	8.50			8.50			0.0%
Regeneration & Environment	Rother Valley Country Park	Watersports Includes VAT unless used for education/training	Open Canoe (per 60 minutes) Full Price	Per Hour	13.80			13.80			0.0%
Regeneration & Environment	Rother Valley Country Park	Watersports Includes VAT unless used for education/training	Open Canoe (per 60 minutes) Concessionary/Rothercard Price	Per Hour	10.60			10.60			0.0%
Regeneration & Environment	Rother Valley Country Park	Watersports Includes VAT unless used for education/training	Open Canoe (per 60 minutes) Junior Rothercard Price	Per Hour	8.50			8.50			0.0%
Regeneration & Environment	Rother Valley Country Park	Watersports Includes VAT unless used for education/training	Topo Due Canoe (per 60 minutes) Full Price	Per Hour	14.80			14.80			0.0%
Regeneration & Environment	Rother Valley Country Park	Watersports Includes VAT unless used for education/training	Topo Due Canoe (per 60 minutes) Concessionary/Rothercard Price	Per Hour	12.70			12.70			0.0%
Regeneration & Environment	Rother Valley Country Park	Watersports Includes VAT unless used for education/training	Topo Due Canoe (per 60 minutes) Junior Rothercard Price	Per Hour	9.00			9.00			0.0%
Regeneration & Environment	Rother Valley Country Park	Watersports Includes VAT unless used for education/training	Rowing Boat (per 30 minutes)	Per 30 minutes	15.40			15.40			0.0%
Regeneration & Environment	Rother Valley Country Park	Watersports Includes VAT unless used for education/training	Pedal Boat (per 30 minutes)	Per 30 minutes	15.40			15.40			0.0%
Regeneration & Environment	Rother Valley Country Park	Watersports Includes VAT unless used for education/training	Electric Boats	Per session	18.60			18.60			0.0%
Regeneration & Environment	Rother Valley Country Park	Watersports Includes VAT unless used for education/training	Wet Suit (session) Full Price	Per Person	8.00			8.00			0.0%
Regeneration & Environment	Rother Valley Country Park	Watersports Includes VAT unless used for education/training	Wet Suit (session) Concessionary/Rothercard Price	Per Person	5.80			5.80			0.0%
Regeneration & Environment	Rother Valley Country Park	Watersports Includes VAT unless used for education/training	Wet Suit (per day) Full Price	Per Person	17.00			17.00			0.0%
Regeneration & Environment	Rother Valley Country Park	Watersports Includes VAT unless used for education/training	Wet Suit (per day) Concessionary/Rothercard Price	Per Person	9.50			9.50			0.0%
Regeneration & Environment	Rother Valley Country Park	Watersports Includes VAT unless used for education/training	Buoyancy Aid (per day) Full Price	Per Person	12.70			12.70			0.0%
Regeneration & Environment	Rother Valley Country Park	Watersports Includes VAT unless used for education/training	Buoyancy Aid (per day) Concessionary/Rothercard Price	Per Person	8.00			8.00			0.0%
Regeneration & Environment	Rother Valley Country Park	Watersports Includes VAT unless used for education/training	Instructor /Supervisor (1:1 90 min lesson in any activity, cost now includes equipment) VAT exempt	Per Person	94.30			94.30			0.0%
Regeneration & Environment	Rother Valley Country Park	Watersports Includes VAT unless used for education/training	Locker Tokens	Per Locker	0.55			0.55			0.0%
Regeneration & Environment	Thrybergh Country Park	Thrybergh Country Park Car Parking	Car parking up to 1 hour	Per Hour	1.60			1.70			6.3%
Regeneration & Environment	Thrybergh Country Park	Thrybergh Country Park Car Parking	All Year Round (per day)	Per ticket	2.70			3.00			11.1%
Regeneration & Environment	Thrybergh Country Park	Thrybergh Country Park Car Parking	Disabled Parking	Per ticket	No Charge			No Charge			N/A
Regeneration & Environment	Thrybergh Country Park	Thrybergh Country Park Car Parking	Minibus Day Rate - As Car	Per Vehicle	As per car			As per car			N/A
Regeneration & Environment	Thrybergh Country Park	Thrybergh Country Park Car Parking	Car Parking - Season Ticket	Per ticket	90.10			Remove Charge			N/A
Regeneration & Environment	Thrybergh Country Park	Thrybergh Country Park Car Parking	car parking season ticket disabled	Per ticket	No Charge			No Charge			N/A
Regeneration & Environment	Thrybergh Country Park	Thrybergh Country Park Float Tubing	Season Permit Float Tube Launch	Permit	48.80			48.80			0.0%
Regeneration & Environment	Thrybergh Country Park	Thrybergh Country Park Float Tubing	Day Ticket Float Tube Launch	Day ticket	5.80			5.80			0.0%
Regeneration & Environment	Thrybergh Country Park	Thrybergh Country Park Fly Fishing (excludes car parking fee)	4 hours (2 fish) Full Price	Per Half Day	6.60			6.60			0.0%
Regeneration & Environment	Thrybergh Country Park	Thrybergh Country Park Fly Fishing (excludes car parking fee)	4 hours (2 fish) Concessionary/Rothercard Price	Per Half Day	4.50			4.50			0.0%
Regeneration & Environment	Thrybergh Country Park	Thrybergh Country Park Fly Fishing (excludes car parking fee)	Full day (2 fish) Full Price	Half day ticket	7.10			7.10			0.0%
Regeneration & Environment	Thrybergh Country Park	Thrybergh Country Park Fly Fishing (excludes car parking fee)	Full day (2 fish) Concessionary/Rothercard Price	Half day ticket	5.50			5.50			0.0%
Regeneration & Environment	Thrybergh Country Park	Thrybergh Country Park Fly Fishing (excludes car parking fee)	Season Permit unlimited visits 2 fish per visit	Season ticket	82.20			82.20			0.0%
Regeneration & Environment	Thrybergh Country Park	Thrybergh Country Park Fly Fishing (excludes car parking fee)	Pike Fishing Season Ticket	Season ticket	44.50			44.50			0.0%
Regeneration & Environment	Thrybergh Country Park	Thrybergh Country Park Other Activities	School Visits (per pupil - Rotherham schools)	Day visit	Price on Application			Price on Application			N/A
Regeneration & Environment	Thrybergh Country Park	Thrybergh Country Park Other Activities	School Visits (per pupil - Out of area)	Day visit	Price on Application			Price on Application			N/A
Regeneration & Environment	Thrybergh Country Park	Thrybergh Country Park Scooter Hire	Scooter hire (2hrs)	2 hr hire	2.90			2.90			0.0%
Regeneration & Environment	Transport	Hellaby Workshop	MOT Test (Class 4)	Annual MOT Test	53.00			54.00			1.9%
Regeneration & Environment	Transport	Hellaby Workshop	MOT Test (Class 5)	Annual MOT Test	53.00			54.00			1.9%
Regeneration & Environment	Transport	Hellaby Workshop	MOT Test (Class 7)	Annual MOT Test	62.00			58.60			-5.5%
Regeneration & Environment	Transport	Training Service	Standard Mini Bus Driver Awareness training	Per Person	64.00			65.00			1.6%
Regeneration & Environment	Transport	Training Service	Standard Refresher training. Must be completed every 4 years	Per Person	64.00			65.00			1.6%
Regeneration & Environment	Transport	Training Service	Accessible Mini Bus Driver Awareness training	Per Person	123.00			125.00			1.6%
Regeneration & Environment	Transport	Training Service	Wheelchair Training for Taxi Drivers	Per Person	32.00			33.00			3.1%
Regeneration & Environment	Transport	Training Service	Driver Certificate of Professional Competence	Per Person	64.00			65.00			1.6%

FEES AND CHARGES
PROPOSALS 2025/26

Key
Service Ended

Directorate	Service Area	Service	Description of Fee or Charge	Basis of Charge	Fixed Charge 2024/25 £	Charge Range: Minimum Charge 2024/25 £	Charge Range: Maximum Charge 2024/25 £	Proposed Fixed Charge 2025/26 £	Charge Range: Proposed Minimum Charge 2025/26 £	Charge Range: Proposed Maximum Charge 2025/26 £	%age increase
Regeneration & Environment	Transport	Training Service	Passenger Assistant Training	Per Person	64.00			65.00			1.6%
Regeneration & Environment	Transport	Training Service	Taxi Driving Test	Per Person	106.00			108.00			1.9%
Regeneration & Environment	Transportation Infrastructure Service	Transportation Infrastructure Service	Provision of Traffic survey data	a. Request for information at a single location = £200 + VAT; b. Requests for information at 2 or more locations = £200 for the first site + multiples of £100; c. Additional analysis relating to the initial request are charged at an hourly rate	265.00	265.00	265.00	270.00			1.9%
Regeneration & Environment	Transportation Infrastructure Service	Transportation Infrastructure Service	Provision of Road Safety - Collision Data	a. Request for information at a single location = £200 + VAT; b. Requests for information at 2 or more locations = £200 for the first site + multiples of £100; c. Additional analysis relating to the initial request are charged at an hourly rate	265.00	265.00	265.00	270.00			1.9%
Regeneration & Environment	Transportation Infrastructure Service	Transportation Infrastructure Service	Switch off / Switch on traffic signals or similar	Each	431.40			440.00			2.0%
Regeneration & Environment	Transportation Infrastructure Service	Transportation Infrastructure Service	Provision of Traffic Signal drawings	Each	265.00	265.00		270.00			1.9%
Regeneration & Environment	Transportation Infrastructure Service	Transportation Infrastructure Service	Temporary Direction Signs (Assessment only)	<10 events	117.70			120.00			2.0%
Regeneration & Environment	Transportation Infrastructure Service	Transportation Infrastructure Service	Temporary Direction Signs (Assessment only)	>10 events	236.40			241.00			1.9%
Regeneration & Environment	Transportation Infrastructure Service	Transportation Infrastructure Service	Temporary Direction Signs (Assessment only)	New development	531.10			542.00			2.1%
Regeneration & Environment	Transportation Infrastructure Service	Transportation Infrastructure Service	Temporary Direction Signs (Assessment only)	Re-application	531.10			542.00			2.1%
Regeneration & Environment	Transportation Infrastructure Service	Transportation Infrastructure Service	Provision of agreement to undertake works on or connecting to the adopted local road network (Section 278 Agreement).	Per Agreement (Based on Scheme Value)							N/A
Regeneration & Environment	Ulley Country Park	Ulley Country Park Car Parking*	Car parking up to 1 hour	Up to 1 Hr	1.60			1.70			6.3%
Regeneration & Environment	Ulley Country Park	Ulley Country Park Car Parking*	Car Parking - per day	Per Day	2.70			3.00			11.1%
Regeneration & Environment	Ulley Country Park	Ulley Country Park Car Parking*	Car Parking - Season Ticket (per car)	Per Car	90.00			92.00			2.2%
Regeneration & Environment	Ulley Country Park	Ulley Country Park Car Parking*	Minibus Day Rate - As Car	Per Vehicle	-						N/A
Regeneration & Environment	Ulley Country Park	Ulley Country Park Car Parking*	Blue Badge Holders	Per Vehicle	-						N/A
Regeneration & Environment	Ulley Country Park	Ulley Country Park Coarse Fishing*	Season Ticket Full Price	Per ticket	63.00			64.00			1.6%
Regeneration & Environment	Ulley Country Park	Ulley Country Park Coarse Fishing*	Season Ticket Concessionary/Rothercard Price	Per ticket	41.00			42.00			2.4%
Regeneration & Environment	Ulley Country Park	Ulley Country Park Coarse Fishing*	Day Ticket Full Price	Per day	5.30			5.40			1.9%
Regeneration & Environment	Ulley Country Park	Ulley Country Park Coarse Fishing*	Day Ticket Concessionary/Rothercard Price	Per day	3.60			3.70			2.8%
Regeneration & Environment	Ulley Country Park	Ulley Country Park Coarse Fishing*	Match Fishing	Per event	4.30			4.40			2.3%
Regeneration & Environment	Ulley Country Park	Ulley Country Park Other Activities	Hire of Multi-purpose Room (1 Hour) (non-VAT unless hired for a sporting activity)	Per Hour	24.40			25.00			2.5%
Regeneration & Environment	Urban Parks	Class "A" Playing Pitches	Football/Rugby/Cricket (incl. Changing & Showering facilities) Senior	Per Team Per Fixture	86.40			88.00			1.9%
Regeneration & Environment	Urban Parks	Class "A" Playing Pitches	Official "Under 18 Leagues"	Per Team Per Fixture	57.00			58.00			1.8%
Regeneration & Environment	Urban Parks	Class "B" Playing Pitches	Football/Rugby (incl. Changing Facilities but no services) Senior	Per Team Per Fixture	73.10			75.00			2.6%
Regeneration & Environment	Urban Parks	Class "B" Playing Pitches	Official "Under 18 Leagues"	Per Team Per Fixture	48.80			50.00			2.5%
Regeneration & Environment	Urban Parks	Class "C" Playing Pitches	Football/Rugby/Cricket Wicket (without Changing & Showering facilities) Senior	Per Team Per Fixture	64.70			66.00			2.0%
Regeneration & Environment	Urban Parks	Class "C" Playing Pitches	Official "Under 18 Leagues"	Per Team Per Fixture	42.70			44.00			3.0%
Regeneration & Environment	Urban Parks	Pavilion Hire	Commercial Hire	Per Booking	Price on Application			Price on Application			N/A
Regeneration & Environment	Urban Parks	Pavilion Hire	Canklow/Greenlands Park/Barkers Park/Wath Pavilion Room (community groups) per hour	Per Hour	16.70			17.00			1.8%
Regeneration & Environment	Urban Parks	Playing Pitches	Administration Fee (Use of unbooked pitch)	Per Team Per Fixture	Pitch+ £75			Pitch+ £75			N/A
Regeneration & Environment	Urban Parks	Playing Pitches	Excess Litter Charges	Per Team Per Fixture	44.90			46.00			2.4%
Regeneration & Environment	Urban Parks	Playing Pitches	Administration Fee (Use of unbooked pitch) Under 18's	Per Team Per Fixture	Pitch + £55			Pitch + £55			N/A
Regeneration & Environment	Urban Parks	Rosehill Park - Novelty Golf	Novelty Golf	Per Person	3.10			3.20			3.2%
Regeneration & Environment	Urban Parks	Rosehill Park - Novelty Golf	Novelty Golf - Junior	Per Person	2.00			2.00			0.0%
Regeneration & Environment	Urban Parks	Urban Parks - miscellaneous	Organised Outdoor Fitness Classes (per class)	Per Class	13.50			14.00			3.7%
Regeneration & Environment	Urban Parks	Urban Parks - miscellaneous	Scattering of Ashes	Per Unit	56.20			57.00			1.4%
Regeneration & Environment	Urban Parks	Urban Parks - miscellaneous	Memorial Benches	Per Unit	Price on Application			Price on Application			N/A
Regeneration & Environment	Urban Parks	Urban Parks - miscellaneous	Memorial Trees	Per Unit	Price on Application			Price on Application			N/A
Regeneration & Environment	Urban Parks	Urban Parks - miscellaneous	Film Location Fee (Commercial)	Per application	Price on Application			Price on Application			N/A
Regeneration & Environment	Urban Parks	Urban Parks - miscellaneous	Lighting rig (per day/eve)	Per Day/Evening	24.70			25.00			1.2%
Regeneration & Environment	Urban Parks	Urban Parks - miscellaneous	PA System (per day/eve)	Per Day/Evening	37.10			38.00			2.4%
Regeneration & Environment	Urban Parks	Urban Parks - miscellaneous	Hire of secure areas within green spaces	Per hour	8.50			8.70			2.4%

FEES AND CHARGES
PROPOSALS 2025/26

Key
Service Ended

Directorate	Service Area	Service	Description of Fee or Charge	Basis of Charge	Fixed Charge 2024/25 £	Charge Range: Minimum Charge 2024/25 £	Charge Range: Maximum Charge 2024/25 £	Proposed Fixed Charge 2025/26 £	Charge Range: Proposed Minimum Charge 2025/26 £	Charge Range: Proposed Maximum Charge 2025/26 £	%age increase
Regeneration & Environment	Urban Parks	Urban Parks - School Visits	Guided school visits (per pupil per half day)	Per Pupil Per Half Day	Price on Application			Price on Application			N/A
Regeneration & Environment	Urban Parks	Urban Parks - School Visits	Ranger/Officer educational visits to schools (per half day)	Per Half Day	Price on Application			Price on Application			N/A
Regeneration & Environment	Urban Parks	Urban Parks Outdoor Events	Clifton Park Hire-Community/Voluntary Grps per hour (per 0.5 Ha or part thereof)	Per Hour	33.70						-100.0%
Regeneration & Environment	Urban Parks	Urban Parks Outdoor Events	Park Hire-Community/Voluntary Grps per hour (per 0.5 Ha or part thereof) (Excluding Clifton Park)	Per Hour	11.20						-100.0%
Regeneration & Environment	Urban Parks	Urban Parks Outdoor Events	Park Hire - Commercial Events	Per Event	Price on Application			Price on Application			N/A
Regeneration & Environment	Urban Parks - Clifton Park Wedding Packages	Garden Room, Sun Space & Courtyard (9am to 12.30am) - April to October	Friday to Sunday room hire	Per Booking	Price on Application			Price on Application			N/A
Regeneration & Environment	Urban Parks - Clifton Park Wedding Packages	Garden Room, Sun Space & Courtyard (9am to 12.30am) - April to October	Monday to Thursday room hire	Per Booking	Price on Application			Price on Application			N/A
Regeneration & Environment	Urban Parks - Clifton Park Wedding Packages	Garden Room, Sun Space & Courtyard (9am to 12.30am) - April to October	Day before set up	Per Booking	Price on Application			Price on Application			N/A
Regeneration & Environment	Urban Parks - Clifton Park Wedding Packages	Garden Room, Sun Space & Courtyard (9am to 12.30am) - November to March	Friday to Sunday room hire	Per Booking	Price on Application			Price on Application			N/A
Regeneration & Environment	Urban Parks - Clifton Park Wedding Packages	Garden Room, Sun Space & Courtyard (9am to 12.30am) - November to March	Monday to Thursday room hire	Per Booking	Price on Application			Price on Application			N/A
Regeneration & Environment	Urban Parks - Clifton Park Wedding Packages	Garden Room, Sun Space & Courtyard (9am to 12.30am) - November to March	Day before set up	Per Booking	Price on Application			Price on Application			N/A
Regeneration & Environment	Urban Parks - Clifton Park Wedding Packages	Garden Room, Sun Space & Courtyard (9am to 12.30am) - November to March	Christmas Eve & New Years Eve	Per Booking	Price on Application			Price on Application			N/A
Regeneration & Environment	Urban Parks - Clifton Park Wedding Packages	Garden Room, Sun Space & Courtyard (9am to 12.30am) - November to March	Day before set up	Per Booking	Price on Application			Price on Application			N/A
Regeneration & Environment	Waleswood Caravan and Camping Site	Caravan and Camping	Standard hard-standing and Grass 8m x 8m, with shared electric hook-up point - High Season (School Holiday and bank Holiday's summer months) Pitch includes Awning, 2 people and 1 Car and caravan or motorhome	Per pitch. Incl 2 people and electricity, per night	33.75			35.50			5.2%
Regeneration & Environment	Waleswood Caravan and Camping Site	Caravan and Camping	Standard hard-standing 8m x 8m, with shared electric hook-up point - Mid Season (Term time summer Months) Pitch includes Awning, 2 people and 1 Car and caravan or motorhome	Per pitch. Incl 2 people and electricity, per night	30.50			32.00			4.9%
Regeneration & Environment	Waleswood Caravan and Camping Site	Caravan and Camping	Standard hard-standing and Grass 8m x 8m, with shared electric hook-up point -Low Season (Winter months) Pitch includes Awning, 2 people and 1 Car and caravan or motorhome	Per pitch. Incl 2 people and electricity, per night	25.00			26.25			5.0%
Regeneration & Environment	Waleswood Caravan and Camping Site	Caravan and Camping	Super Pitch 10m x 10m, with own static waste and tap water -High Season (School Holidays and bank Holidays summer) Pitch includes Awning, 2 people and 1 Car and caravan or motorhome	Per pitch. Incl 2 people and electricity, per night	36.00			37.75			4.9%
Regeneration & Environment	Waleswood Caravan and Camping Site	Caravan and Camping	Super Pitch 10m x 10m, with own static waste and tap water - Mid Season (Term Time) Pitch includes Awning, 2 people and 1 Car and caravan or motorhome	Per pitch. Incl 2 people and electricity, per night	32.50			34.00			4.6%
Regeneration & Environment	Waleswood Caravan and Camping Site	Caravan and Camping	Super Pitch 10m x 10m, with own static waste and tap water - low Season (Term time winter) Pitch includes Awning, 2 people and 1 Car and caravan or motorhome	Per pitch. Incl 2 people and electricity, per night	27.00			28.25			4.6%
Regeneration & Environment	Waleswood Caravan and Camping Site	Caravan and Camping	Large Motorhome / caravan pitch - Peak Season Super Pitch with own waste, water, and electric point High season	Per pitch. Incl 2 people and electricity, per night	39.50			41.50			5.1%
Regeneration & Environment	Waleswood Caravan and Camping Site	Caravan and Camping	Large Motorhome / Caravan pitch - Off Peak Season Super Pitch with own waste, water, and electric point Mid season	Per pitch. Incl 2 people and electricity, per night	36.00			37.75			4.9%
Regeneration & Environment	Waleswood Caravan and Camping Site	Caravan and Camping	Large Motorhome / Caravan pitch - Off Peak Season Super Pitch with own waste, water, and electric point low season	Per pitch. Incl 2 people and electricity, per night	30.50			32.00			4.9%
Regeneration & Environment	Waleswood Caravan and Camping Site	Caravan and Camping	Extra Large Motorhome / caravan pitch - High Season	Per pitch. Incl 2 people and electricity, per night	43.00			45.00			4.7%
Regeneration & Environment	Waleswood Caravan and Camping Site	Caravan and Camping	Extra Large Motorhome / Caravan pitch - Mid Season	Per pitch. Incl 2 people and electricity, per night	39.50			41.50			5.1%
Regeneration & Environment	Waleswood Caravan and Camping Site	Caravan and Camping	Extra Large Motorhome / Caravan pitch - low Season	Per pitch. Incl 2 people and electricity, per night	33.75			35.50			5.2%
Regeneration & Environment	Waleswood Caravan and Camping Site	Caravan and Camping	Tent Pitch 7.5m x 8m (shared electric hook up point)	Per pitch. Incl 2 people and electricity, per night	30.50			33.00			8.2%
Regeneration & Environment	Waleswood Caravan and Camping Site	Caravan and Camping	Large Tent Pitch 10m x 10m (shared electric hook up point)	Per pitch. Incl 2 people and electricity, per night	32.50			35.00			7.7%
Regeneration & Environment	Waleswood Caravan and Camping Site	Caravan and Camping	Infant aged 0 - 2 years, as part of a larger booking including adults	Per person per night	-			-			N/A
Regeneration & Environment	Waleswood Caravan and Camping Site	Caravan and Camping	Extra Awning or Pup Tent (only on caravan and motorhome pitches, max one per pitch)	per night	3.50			3.50			0.0%
Regeneration & Environment	Waleswood Caravan and Camping Site	Caravan and Camping	Pet as part of a larger booing including adults	per night	3.50			3.50			0.0%
Regeneration & Environment	Waleswood Caravan and Camping Site	Caravan and Camping	Child aged 3 to 16 years old as part of a larger booking including adults	per person per night	3.50			3.50			0.0%

FEES AND CHARGES
PROPOSALS 2025/26

Key
Service Ended

Directorate	Service Area	Service	Description of Fee or Charge	Basis of Charge	Fixed Charge 2024/25 £	Charge Range: Minimum Charge 2024/25 £	Charge Range: Maximum Charge 2024/25 £	Proposed Fixed Charge 2025/26 £	Charge Range: Proposed Minimum Charge 2025/26 £	Charge Range: Proposed Maximum Charge 2025/26 £	%age increase
Regeneration & Environment	Waleswood Caravan and Camping Site	Caravan and Camping	Additional person over 16 years old	per person per night	3.50			3.50			0.0%
Regeneration & Environment	Waleswood Caravan and Camping Site	Caravan and Camping	Additional car (note one car allowed free of charge on motorhome pitches, motorhome classed as a caravan)	per car per day	5.50			5.50			0.0%
Regeneration & Environment	Waleswood Caravan and Camping Site	Caravan and Camping	Visitor car (must be pre-booked)	per day/part day	5.50			5.50			0.0%
Regeneration & Environment	Waste	Commercial Waste Collections Business Once per Week Collection	A1 2 Black Sacks Kerbside	Per annum	Subject of future Cabinet Report						N/A
Regeneration & Environment	Waste	Commercial Waste Collections Business Once per Week Collection	240A First Bin Kerbside	Per annum	Subject of future Cabinet Report						N/A
Regeneration & Environment	Waste	Commercial Waste Collections Business Once per Week Collection	240A Additional Bin Kerbside	Per annum	Subject of future Cabinet Report						N/A
Regeneration & Environment	Waste	Commercial Waste Collections Business Once per Week Collection	240B First Bin Premise / Bin Store	Per annum	Subject of future Cabinet Report						N/A
Regeneration & Environment	Waste	Commercial Waste Collections Business Once per Week Collection	240B Additional Bin Premise / Bin Store	Per annum	Subject of future Cabinet Report						N/A
Regeneration & Environment	Waste	Commercial Waste Collections Business Once per Week Collection	360A First Bin Kerbside	Per annum	Subject of future Cabinet Report						N/A
Regeneration & Environment	Waste	Commercial Waste Collections Business Once per Week Collection	360A Additional Bin Kerbside	Per annum	Subject of future Cabinet Report						N/A
Regeneration & Environment	Waste	Commercial Waste Collections Business Once per Week Collection	360B First Bin Premise / Bin Store	Per annum	Subject of future Cabinet Report						N/A
Regeneration & Environment	Waste	Commercial Waste Collections Business Once per Week Collection	360B Additional Bin Premise / Bin Store	Per annum	Subject of future Cabinet Report						N/A
Regeneration & Environment	Waste	Commercial Waste Collections Business Once per Week Collection	660 First Bin Premise / Bin Store	Per annum	Subject of future Cabinet Report						N/A
Regeneration & Environment	Waste	Commercial Waste Collections Business Once per Week Collection	660 Additional Bin Premise / Bin Store	Per annum	Subject of future Cabinet Report						N/A
Regeneration & Environment	Waste	Commercial Waste Collections Business Once per Week Collection	1100 First Bin Premise / Bin Store	Per annum	Subject of future Cabinet Report						N/A

This page is intentionally left blank

Background to the Budget and Financial Strategy

1. Introduction

1.1 The Council is split into five directorates, each made up of number of services and teams. The five directorates are:

- Adult Care, Housing and Public Health;
- Children and Young People's Service
- Regeneration and Environment
- Finance and Customer Services
- Assistant Chief Executive

This appendix summarises the activity being undertaken in each Directorate in the current year and the planned activity that will be undertaken in 2025/26 as part of the proposed budget.

2. Adult Care, Housing and Public Health

2.1 Adult Care

2.1.1 Adult Care is responsible for the provision of adult social care support and services for Care Act eligible groups of adults in the borough, including older people and adults with mental ill-health, people with a learning disability and autism and physical and/or sensory impairments. The Directorate also supports people with housing and support requirements through housing related support and vulnerable adults experiencing multiple disadvantages as well as domestic abuse. The Directorate has been and continues to be at the forefront of the Councils response to safeguarding adults, supporting hospital discharges and maximising the independence of residents with care and support needs. The Directorate also has a key role in supporting the wider health and care system and externally commissions providers such as care homes, domiciliary care, supported living and voluntary sector partners including micro-enterprises to deliver critical services to customers.

2.1.2 Adult Care has statutory responsibility under the Care Act 2014 for managing and delivering:

- Information, advice and guidance
- Advocacy
- Prevention and recovery
- Safeguarding
- Assessment and support planning
- Care, at home and in residential settings, including managing provider failure
- As well as statutory responsibility under the Mental Health Act for the 24 hour provision of the Approved Mental Health Professional
- Regulated services

2.1.3 The Directorate continues to face significant challenges as a result of changes in population demographics. There is a sustained budget pressure as a result of an aging population; a rising population of working age adults with long term health and care support needs; increasing acuity, multiple disadvantage and complexity of need for those residents who need support; and increased cost pressures for externally commissioned adult care providers driven by the current financial climate. The associated costs and increased risk faced by externally commissioned providers as a result of cost of living pressures has highlighted the need for the Directorate to respond with an aligned budget strategy to support sustainable fee increases.

2.1.4 The focus for 2025/26 is to continue to address the need to respond to the rising numbers of people with eligible and increasing care needs. Working with health and social care partners in the borough, to ensure the delivery of care services are personalised, responsive and cost effective.

2.1.5 Quality of care will continue to be a priority and improved through partnership working across the health and care system in the borough, which has strong, collaborative foundations. The Council will continue to have a key role in supporting the transition to wider system integration and respond proactively to reforms of the NHS, to ensure place priorities, population health management and tackling health inequalities remain at the heart of the local offer. These areas form the cornerstones for the regulation regime which Adult Social Care can now expect an assurance assessment by December 25 from the Care Quality Commission (CQC).

2.1.6 Supporting people to live well at home, for as long as possible, remains a key focus, with home first principles at the core of the delivery model. This approach improves quality of life for residents, while reducing cost. This will be achieved through continued investment in preventative care and increased use of emerging technology, to reduce acute and long-term interventions; access to appropriate, coordinated support including more effective support to carers; and personalised care delivered by skilled care workers and through new technology.

2.1.7 Adult Social Care remains committed to delivering long-standing transformation programmes. This includes a commitment to build and deliver a new day opportunities service for people with a learning disability, autism and high support needs, as well as accommodation support closer to home. Support for adults with high support needs will be transformed to enable people to access both high quality primary care and a broader range of care pathways, and stronger connections to family and community support. Similarly, with health partners, the Council will continue with the remodelling of mental health services, with a greater focus on early intervention, improved accessibility, and more responsive, personalised service.

2.1.8 The priorities, as outlined, can only be achieved if there is a high quality, motivated social care workforce in place. Further refinement of the operating model is taking place, applying the learning to refine the approach and

engender continuous improvement. This commitment to ongoing change and development in the way services and resources are organised will assist Adult Care to manage and deliver the services it provides. This continues to be assisted by a comprehensive workforce development plan and robust practice frameworks, which builds skills and confidence in assessments and delivery of cost-effective strength-based outcomes.

2.1.9 Supporting the internal and external workforce will continue to be a key focus in the coming year with processes in place to support staff and to ensure that staff working remotely as well as those in front facing delivery roles have access to the resources, equipment and managerial support they need to discharge their duties effectively and safely.

2.1.10 Recruitment and retention of workers in the Adult Care Sector is presenting significant challenges for the borough, broadly in line with the national position. Actions to address this have been put in place during 2024/25 and will continue during 2025/26. This includes further workforce profiling, introduction of career progression pathways including new job roles and promotion of the care sector as a career.

2.1.11 These priorities are designed to deliver a long term, sustainable reduction in demand pressures facing the directorate, ensure compliance with regulation standards and ensure delivery of services within the allocated budget.

2.2 Public Health

2.2.1 Public Health is an integral element of the borough's health and social care system, maintaining a focus on prevention, physical and mental wellbeing and tackling health inequalities. Working closely with commissioning colleagues the team is responsible for the commissioning of statutory public health services, including sexual health services; drug and alcohol treatment and recovery; 0-19 Public Health nursing; NHS Health Checks and Rotherham Healthwave, which comprises weight management and stop smoking services.

2.2.2 Alongside commissioning services, Public Health lead on the development of the Joint Strategic Needs Assessment which underpins the Rotherham Health and Wellbeing Strategy and the work of the Health and Wellbeing Board. The team plays a pivotal role in providing intelligence, evidence-based advice, advocacy and challenge to ensure that the health of residents is safeguarded and to enable all partners to meet their duties in tackling health inequalities within the borough. The Team provide specialist public health advice across the domains of Health Protection, Health Improvement and Healthcare Public Health for the Rotherham system and provide strategic leadership to maximise Public Health outcomes within the borough. This includes leadership of the Rotherham Place Prevention and Health Inequalities Group, Rotherham's Combatting Drugs Partnership, the Moving Rotherham Partnership, the Rotherham Tobacco Control Alliance, the Rotherham Food Network, the Suicide Prevention Strategic Group and the Sexual Health Partnership. Through these forums and other roles public

health advice is provided to the NHS, other Council Directorates, schools, workplaces and social care providers to support health improvement across the borough.

2.2.3 Life expectancy at birth in Rotherham for males is 1.8 years below the England average and for females is 2.6 years below the England average, which is indicative of a range of health inequalities in the borough. This is further demonstrated by a difference in life expectancy of over nine years for males and ten years for females between the borough's most and least deprived communities. The borough has higher smoking prevalence at 14.5% in adults, and lower levels of physical activity in adults at 64.1%, compared to the national average (11.6% and 67.1% respectively) which also correspond with local patterns of deprivation. These along with the associated health gap contribute to lower levels of economic productivity in the borough demonstrating the strong links between prosperity and health.

2.3 **Housing Services**

2.3.1 Housing Services hold overall landlord responsibility for the management and maintenance of the borough's 20,000 council homes. They provide information, advice and guidance on the housing options available to residents and oversee any adaptation to homes required by residents, e.g. for accessibility/health reasons. Housing Services are also responsible for delivering the programme of new, affordable, high quality Council homes in the borough. In addition, the service works with housing associations and housing developers to deliver a range of new homes to meet the Borough's housing needs and delivery targets.

2.3.2 The service will continue to ensure that a robust, sustainable Housing Revenue Account 30-year Business Plan is in place. The effective delivery of this plan will ensure that the borough's 20,000 council homes are maintained effectively, meet the decent homes standard and continue to deliver an ambitious programme of new homes in the Borough to meet future demands. This will be achieved by building on council owned sites and acquiring new homes from private developers through Section 106 agreements and through market acquisitions.

2.3.3 The General Fund budget will continue to be used to address homelessness and deliver aids and adaptations to homes.

2.3.4 Efficiencies will continue to be delivered by sustaining tenancies and supporting tenants in financial difficulties, high performance on void turnaround times; rent recovery and leasehold income collection. Alongside this, the future of the repairs and maintenance service and other key landlord services is being reviewed in light of contract break clauses and new regulatory requirements.

2.3.5 The homelessness service has seen demand increase significantly since the Covid-19 pandemic, leading to increased hotel usage. However, successful grant funding applications and improvements in the operation of

homelessness and temporary accommodation services has successfully contributed to addressing budget pressures in this area.

3 Children and Young People's Services

3.1 The Directorate for Children and Young People's Services (CYPS) is responsible for early help and family engagement, the youth justice service, social care services, education and inclusion. It has a statutory responsibility for the safeguarding of children and young people and is supported by a dedicated performance, quality, commissioning and business support team.

3.2 Nationally, children's social care services are operating in a challenging budget and demand context. There has been an unprecedented surge in demand for children's social care support in recent years - a trend that shows no signs of abating and continues to see a rise in children in care across the region. This has been mirrored by the continuing significant demands across the Special Educational Needs and Disability (SEND) landscape, resulting in stretched resources and budget pressures nationally.

3.3 Against the national trend, Rotherham's improvements in social care have positively impacted on reducing the number of Children in Care (CiC), those subject to Child Protection plans and Children in Need. The reduced demand has been supported through ongoing improvements to Early Help through the Family Help Strategy, the stability and improved practice of the CSC workforce, Family Group Conferencing, Family Network meetings, a comprehensive suite of evidence based programmes and partnership working via the Multi Agency Safeguarding Hub and community-based teams. There continues to be a steady number of unaccompanied asylum-seeking children (UASC) in our care system, with a higher percentage accepted via the Governments National Transfer Scheme, and the resultant implications for our Care Leaver population. There are 38 Unaccompanied Children and 59 Former UASC Care Leavers as of December 2024.

3.4 Rotherham continues to receive Family Hubs and Start for Life funding, and this has been extended for a further year by the Department for Education. This funding has added value to existing provision with programmes such as Solihull being introduced in the Borough. Additional collaboration and co-location across the public, community and voluntary sector in Rotherham has been enabled and is now providing swifter access to services for children and families.

3.5 The Department for Education is now responsible for the Supporting Families Programme and has suspended the Payment by Results scheme. All the allocated monies for RMBC will be delivered this financial year and continue to expect a focus on an outcomes framework that helps families combat problems such as financial insecurity, unemployment, risk of homelessness and educational inequality. There has been an intimation from Government that this grant will be subsumed into a consolidated "family help" grant in future, but this has yet to be finalised.

3.6 In 2025/26 the Directorate priorities are to continue to sustain improvements across Children's Services, through ongoing development and implementation of the new Family Help services, supporting children and families from the earliest point of need in conjunction with partners through to the most specialist services when required; to continue building in-borough capacity for Children in Care through the ongoing Residential Care Home programme and Foster Care offer; additional provision for children with learning difficulties and disabilities; and to continue to further develop interventions and services designed to better support children and families earlier.

3.7 The new education and inclusion skills service operating model is now embedded which incorporates key strategic education forums and boards and groups including Schools Forum, School Leaders boards and groups and the Rotherham Area SEND and Alternative Provision Partnership Board and SEND Executive Board. School facing services will be reviewed to ensure that they are efficient and effective, whilst continuing to improve educational outcomes, particularly at Key Stage 4 and for children with Special Education Needs and Disabilities SEND.

3.8 An Area SEND Inspection took place in September and October 2024, which evaluated the progress made by the system since the previous Inspection in 2021 and the subsequent Written Statement of Action. It is very pleasing to report the Inspection determined that the local area partnership's special educational needs and/or disabilities (SEND) arrangements typically lead to positive experiences and outcomes for children and young people with SEND. The local area partnership is taking action where improvements are needed. This is the highest possible grading, and reflects the hard work of all colleagues involved, focused on achieving the best possible outcomes for children. There were two actions resulting from the Inspection (improvement of Education, Health and Care Plans and improvement of waiting times for some health services) and these will be incorporated in the new SEND and Alternative Provision Strategy due to Cabinet in February 2025.

3.9 Work continues to manage the High Needs Budget within the constraints of the Safety Valve Agreement, which is now showing a projected overspend at the end of March 2026 of £2.2M. Despite close alignment to the milestones of the Agreement, including the recent commitment of tripartite funding to enhance the provision at Newman Special School, the nature of the national SEND system and the increasing number of EHCPs awarded to children has meant that the original financial projections can no longer be met. Investment in SEND Sufficiency continues to enhance SEND education provision and support transformation across the borough as evidenced in the Inspection outcome, and this includes continued focused investments, creating additional SEND places in Rotherham which enhance education outcomes for this cohort.

3.10 Savings have been delivered in relation to movement of staffing resource into areas of service where needed, as both Children in Care and Child Protection numbers have continued to reduce over the year. Focus is now

on step down plans to support children in care to move to permanent care arrangements, return home safely or transition into independent provision as Care Leavers. Work will now move to the Family Help area of the service, where new arrangements are due to be put in place following the design phase of the Family Help Strategy and the new policy paper from Government, Keeping Children Safe, Helping Families Thrive. This will include a focus on kinship care arrangements and further exploration of regional initiatives.

3.11 Between April 2024 and September 2025, the Department for Education (DfE) will introduce 30 hours of free childcare for children over 9 months old with working parents. This change will significantly increase the workload for local authorities, who will need to support the sector's expansion and manage funding payments, estimated at around £30 million annually.

3.12 Additionally, the Government is investing £289 million over two years to expand wraparound childcare for primary school-aged pupils, providing access from 8am to 6pm. This programme aims to be self-sustaining after the initial setup or expansion phase. The Council will receive £2.3M (in 2024/25) in programme funding to distribute to providers for setting up or expanding provision, and £0.5M in capital funding to support both early years expansion and wraparound provision.

3.13 The continued favourable comparison of numbers of children in care to statistical neighbours is linked to the impact of the Demand and Market Management Strategies. The challenge from a budget perspective is the increasing cost of individual placements, especially for those children and young people with complex needs.

4 Regeneration and Environment

4.1 The Regeneration and Environment Directorate's focus is to develop and promote Rotherham as a good place to live, work and visit; with emphasis on delivering against the Council Plan priorities and the Year Ahead commitments. The Directorate has been successful in continuing to secure and deliver significant external funding, linked to the priorities and building upon the Council's own investments. A key part of the work for 2025/26 and into future years is to deliver these projects and programmes as well as delivering services for residents, businesses and visitors.

4.2 The Directorate has a broad portfolio of responsibilities including:

- Community safety
- Environmental protection
- Licensing
- Waste collection, management and disposal
- Street cleaning and grounds maintenance
- Parks, countryside and green spaces
- Leisure, sport and physical activity
- Tourism and visitor economy

- Culture and events
- Children's Capital of Culture
- Heritage, museums, arts and archives
- Libraries and neighbourhood Hubs
- Planning and Building Control
- Regeneration and Economic Development
- Transport and highways
- Emergency Planning, Business Continuity
- Council-wide Health and Safety
- Passenger Transport and Fleet Services

4.3 The Directorate's budget is focussed on the delivery of frontline services to ensure the borough's neighbourhoods are clean, safe and inclusive, to create an environment where people want to live, work and play. In addition, the Directorate has a significant Capital budget consisting of Council funding and funding from external sources.

4.4 The adopted Town Centre Masterplan is being implemented, with a number of streetscene (Public Realm) improvements completed including Bridgegate, College Street and Frederick Street. Council-led housing developments are now completed within the town centre, establishing the market for future private-led schemes. The town's landscape is continuing to change, with the Forge Island leisure development now completed, with Arc Cinema and Travelodge open, and a portfolio of restaurants and cafés opening soon.

4.5 Work is also well underway on the £40m redevelopment of the Markets and a new Central Library. The former Wilko unit was purchased and demolished and 3-7 Corporate Street buildings have also been purchased and demolished in preparation for future development.

4.6 2023/24 saw the completion of the Ickles Lock flood alleviation scheme, which is a key addition alongside the new Canal Barrier and links to the Councils wider approach to flood mitigation which will see further schemes brought to a 'shovel ready status' by the end of the 2024/25 financial year. Further funding has been made available by the Council to support delivery and construction of some schemes and further investigation work into potential mitigation for the Catcliffe area following the devastating impacts of Storm Babet in October 2023.

4.7 The Council now operates 5 successful business centres, following the opening of the £5.4m Century 2 Business Centre in Manvers. In total across the 5 hubs we now offer 156 office, 84 workshops, 12 meeting rooms, and 2 lab spaces. The centres are strategically located across the borough and are really successful, with over 150 businesses, supporting over 800 jobs. Around 80% of our businesses survive at least 3 years, with over 40% of businesses graduating out to occupy local commercial space. The Swinton regeneration scheme has seen the redevelopment of the Civic Hall and the opening of the new library, with new homes being built. Rotherham, as part

of the South Yorkshire MCA, were part of the Country's first Investment Zone which will see an additional £160m investment into the region from April 2024.

4.8 Projects have progressed as part of the £31.6m that was secured from the Towns Fund to carry out ambitious regeneration projects across the town centre, Parkgate/Eastwood and Templeborough. Major regeneration projects are in development in Dinnington and Wath Town Centres, totalling just under £20m. This is in addition to the £39.41m secured via the Government's Pathfinder programme, further bolstering the town centre regeneration programme as well as developing the leisure economy and skills. These include investments which have started on site at Rother Valley Country Park, Wentworth Woodhouse, Magna Science Centre, Maltby Academy and Gulliver's Valley resort. New Changing Places facilities were opened at Clifton Park Museum, Grimm and Co, Magna, Thrybergh Country Park, Rother Valley Country Park, and Wentworth Woodhouse, ensuring that disabled people have significantly improved access to our cultural and leisure assets.

4.9 The in-house Highways Service has made huge progress in improving the roads via the "£24 million to 2024" roads programme, which will complete delivery in 2024/25 and has been followed by a further £12m investment going forwards Work has progressed on a number of Transport schemes (especially cycle and bus) with progress on projects at Sheffield Road, Wellgate/Broom Rd, Wath/Mavers and the Maltby Bus Corridor. The Towns and Villages Fund has seen a number of projects completed during the year and each Ward has a project that is either completed, on-site or in the design stage. The end of October 2023 saw a new contract for the Council's HWRC's which includes a move towards an in-house operation from year 3 as well as new investment at each site. The contract has delivered well within the first year, providing enhanced reuse by working closely with local voluntary, charity and community organisations.

4.10 The Council's cultural and leisure sites and venues continue to be popular with residents and visitors alike, reaching over 4m visits and with customer satisfaction ratings averaging over 90%. This year, Waleswood Caravan and Camping site was in the Top 3 best campsites in the country, Clifton Park Museum won awards for its welcome to visitors and Aston Leisure Centre was a runner-up in the most improved and best leisure centre APSE awards.

4.11 The Council was successful in delivering the annual Rotherham Show over two days in September, reaching over 45,000 people despite the poor weather. Events such as Uplift skate and arts festival, Plug In and Play, and the Christmas Lights Switch-On brought in over 55,000 visitors to Rotherham town centre.

4.12 The Council and its partners successfully launched Children's Capital of Culture, in collaboration with local young people. The first season got off to a flying start with events such as Otherham, Signals and Roots Street Carnival. The programme includes a diverse range of activities in primary, secondary and special schools, a traineeship programme which has worked

with 110 young people to date and an Arts Award programme which has enabled 235 young people to achieve accreditation which helps with accessing university, further training or employment.

4.13 Libraries welcomed increasing numbers of new customers to courses, clubs and classes, including at the new Swinton Library which opened its doors in the summer.

4.14 Green Spaces secured 4 Green Flags for parks at Clifton, Greasbrough, Rother Valley and Ulley. Visitors to parks continued to enjoy these important local habitats as well as participate on many nature-themed workshops and other events from the National Open Water Swimming Championships to Bonfire Night.

4.15 The Museums Arts and Heritage Service has engaged with new communities through its temporary exhibitions programme, commemorating 40 years since the Miner's Strike and celebrating our local natural habitats through Our Habitats, Our Home. Waterloo Kiln was restored with support of a grant from Historic England. This site was home to the world-famous Rockingham Pottery and improved access and interpretation for visitors. Consequently, it has been removed from the national 'Heritage at Risk' database.

5 Corporate Support Services

5.1 Two directorates make up the Council's corporate services - Finance & Customer Services and Assistant Chief Executives. Their role is to support the delivery of front-line Council services by promoting the most effective use of resources whilst ensuring services are compliant with council regulation and national legislation. These services provide leadership, influence, advice and a cross-cutting perspective to enable the Council to operate effectively. They are responsible for providing effective support and advice to all Council services to help ensure they function efficiently; and to support elected members in making informed and lawful decisions.

6. Finance and Customer Services

6.1 The Directorate provides services in the following four areas:

1. Financial Services
    i. Finance, Accounting, Insurance
    ii. Local Taxation, Housing Benefit, Income Collection and Financial Assessments for care services
    iii. Procurement
2. Legal Services
    i. Legal
    ii. Elections
    iii. Registration and Bereavement
3. Customer, Information and Digital Services

i. ICT
ii. Customer Services
iii. Information Management

4. Property and Facilities Services
   i. Property Services
   ii. Facilities Management
   iii. Catering & Cleaning, School Crossing Patrols

5. Internal Audit

6.2 The Directorate is committed to providing outstanding, high quality professional support services that are valued by its customers, both internal and external. The directorate has a key role in ensuring effective governance arrangements are in place across the Council and encompasses a number of key statutory roles (Chief Finance Officer [S151 Officer], Monitoring Officer [MO] and Senior Information Reporting Officer [SIRO]. With Property and Facilities Services transferring to the directorate during the last year, there is also now a responsibility within the directorate for health and safety compliance in relation to Council buildings and this has been a significant focus over the last few months of the year.

6.3 The work of key directorate professional support services has been critical to supporting the Council in the delivery of a number of major housing and regeneration projects including the Forge Island development as well as capital investments in schools, children's homes and other assets.

6.4 The department has also continued to directly support households through delivery of various financial support schemes such as the energy crisis scheme and the Council Tax Support top up scheme whilst the faster payment arrangements that were put in place for local businesses, ensuring their cash flows continue to be supported during the current difficult economic times has remained in place to support businesses whilst the volatility in the economy remains.

6.5 Following on from the many online processes developed in recent years, improving Customer access to services continues to be a priority. The investment that was made in customer services telephone staffing has enabled a continued and significant reduction in call wait times to an average of 6 minutes in 2023/24 further reducing to well under 4 minutes during 2024/25. It is now proposed to invest further to enable an ongoing reduction in call wait times ensuring that residents are responded to quickly when they need to contact the Council. The delivery of increased online access to services will also remain a key focus for the year ahead to ensure an ongoing improved customer experience overall.

6.6 The Revenues and Benefits service have once again maintained strong comparative performance against other local authorities despite the challenges facing many Rotherham residents whose household finances have been stretched and this supports the Councils budget overall given the

significant inflationary impact on budgets. The delivery of Council funded support schemes and the careful and strategic use of various Government Grants over the last few years has enabled funding to be earmarked for over 14,000 households to once again receive additional Local Council Tax Support as the proposed budget continues this, providing much needed financial support to those households on the lowest incomes.

6.7 Within Property and Facilities Services, a significant amount of work has been undertaken to review health and safety and compliance arrangements within Council owned buildings to ensure that both Council used operational buildings and Council owned community assets are safe and fit for purpose. Alongside ongoing compliance work, this year's Budget proposes an increase in capital funding over the next two years for community facilities that are already in use but would benefit from investment to sustain and increase the participation, community activities and engagement within those facilities.

7 Assistant Chief Executive's Directorate

7.1 The Directorate has six distinct areas of responsibility:

- Human Resources
- Organisational Development & Change
- Neighbourhoods
- Communications & Marketing
- Democratic Services
- Policy, Performance and Intelligence

7.2 The Directorate has continued to provide support to services across Council directorates, including facilitating the delivery and monitoring of Council priorities as set out in the Year Ahead Plan 2024/25, and extensive work to consult on a and develop a new Council Plan from 2025.

7.3 During 2024/25, the directorate has continued to play a pivotal role in the Council. Key deliverables include:

- Providing a reliable source of information to the public and the workforce in different formats, including regular neighbourhood e-bulletins.
- Continuing to take a lead role in the implementation of key strategic documents including the Council Plan and Year Ahead Delivery Plan, Equalities, Diversity and Inclusion Strategy, Social Value Policy, Thriving Neighbourhoods Strategy and Rotherham Together Partnership Plan.
- Supporting the delivery of the Council Plan's priorities through an internal, cross-council delivery programme and taking a lead role on a number of cross-cutting workstreams.

- Providing high quality data reporting on a monthly and quarterly basis, providing essential information to inform decision making and progress monitoring.
- Continuation of effective and accountable democratic decision making.
- Following the all-out elections in May 2024, supporting new and returning ward members to act as community leaders so they can initiate and fund activity to support local vulnerable people and deliver ward priorities.
- Implementation of the Workforce Plan that aims to position the Council as an 'employer of choice', improving our attraction, retention and engagement methods and focuses on an engaged, diverse and skilled workforce.

7.4 The directorate has also continued to deliver its core provisions including internal and external communications and HR support functions. Work has continued as part of the Thriving Neighbourhoods strategy to support our communities and the Voluntary and Community Sector (VCS), including developing ward plans. The Directorate has also continued to facilitate partnership working and development of key policy areas including social value, asylum and resettlement, crisis support, community cohesion and equalities. During this year, the Council achieved 'Gold' Status for the Employee Recognition Scheme which sets out the Council's commitment to support the Armed Forces Community and their families.

7.5 The directorate has also worked closely with all directorates to monitor and deliver the Council Plan for 2022-25, including delivery of the Council's priorities. This has included consulting extensively and developing a new Council Plan to commence from April 2025, at the expiration of the current plan. Through this process almost 2,000 short interactions have been undertaken to inform the new plan.

7.6 In the coming 12 months, the directorate aims to continue to provide excellent support services across the Council. Key areas of focus will be to:

- Maintain high quality communication and information to residents, partners and the workforce.
- Provide oversight and quality assurance on progress against the new Council Plan priorities through effective reporting and monitoring of the Year Ahead Delivery Plan.
- Work with partners to implement the new partnership social value action plan, once approved, to maximise the impact of our collective spending power.
- Continue to progress on the Council's journey to 'excellent' against the Equalities Framework for Local Government by embedding equalities, diversity and inclusion commitments into Council activity, refreshing its strategy and taking forward learning and recommendations from this year's assessment by Doncaster City Council.

- Update the Thriving Neighbourhoods Strategy and continue to support Members in their Community Leadership role and build on our neighbourhood working model to develop a clearer and shared understanding of integrated locality working across the public sector.
- Champion and promote the council's strengths-based approach when working with communities, including the delivery of a staff learning and development programme.
- Seek to build on the current neighbourhood working model through more integrated, place-based working across Council services in localities.
- Enhance partnership working to achieve better outcomes across the borough through the ongoing delivery of the Rotherham Together Plan.
- Continue to develop and support the workforce, enhancing skills and knowledge across the organisation.
- Continue to support all Members following the All-Out Elections in May 2024 and ongoing support via a supplementary Member Development Programme to ensure and support effective leadership.
- Continue to support Members in delivering the expectations of the electorate's community priorities, ensuring the robust and efficient management of Council business and maintaining an open and transparent scrutiny function.
- Develop a strengthened approach to our development and use of business intelligence to build a clearer picture of the borough and its residents as well as informing decision-making and improving services for customers.
- Implementing our new workforce plan to ensure that we attract, recruit and retain talented individuals into key roles becoming an employer of choice, and also strengthen our engagement and development of our existing workforce.

7.7 In the coming 12 months, the Directorate will continue to challenge itself and review its practices and develop and modernise its service offer. Continuous improvement will be founded on the principles of best value and sustainable change.

Prudential Indicators and Treasury Management and Investment Strategy 2024/25 – 2027/28

1. Purpose of the Report

1.1 To seek approval of the Treasury Management Strategy and the Investment Strategy.

2. Background

2.1 The Local Government Act 2003 and supporting regulations require the Council to 'have regard to' the CIPFA Prudential Code and the CIPFA Treasury Management Code of Practice and prepare, set and publish prudential indicators and treasury indicators that ensure the Council's capital expenditure plans are affordable, prudent and sustainable in the long-term.

2.2 The prudential indicators consider the affordability and impact of capital expenditure plans and set out the Council's overall capital framework. Each prudential indicator either summarises the expected activity or introduces limits upon the activity and reflects the underlying capital programme.

2.3 Within the overall prudential framework there is a clear impact on the Council's treasury management activity, either through borrowing or investment activity. As a consequence, a Treasury Management Strategy is prepared which considers the effective funding of the capital expenditure decisions and complements the prudential indicators.

2.4 The Council is required to operate a balanced revenue budget, which broadly means that cash raised during the year will meet cash expenditure. Part of the treasury management operation is to ensure that this cash flow is adequately planned, with cash being available when it is needed. Surplus monies are invested in low-risk counterparties or instruments commensurate with the Council's low risk appetite, providing adequate liquidity initially before considering investment return.

2.5 The second main function of the treasury management service is the funding of the Council's capital plans. These capital plans provide a guide to the borrowing need of the Council, essentially the longer-term cash flow planning, to ensure that it can meet its capital spending obligations. This management of longer-term cash may involve arranging long or short-term loans or using longer-term cash flow surpluses. On occasion, when it is prudent and economic, any debt previously drawn may be restructured to meet risk or cost objectives.

2.6 This means that increases in capital expenditure must be limited to a level whereby charges to revenue remain affordable within the projected income of the Council for the foreseeable future. These increased charges may arise from:

- increases in interest charges and debt repayments caused by increased borrowing to finance additional capital expenditure; and
- any increases in operational running costs from new capital projects.

2.7 The contribution the treasury management function makes to the Council is critical, as the balance of debt and investment operations ensure liquidity or the ability to meet spending commitments as they fall due, either on day-to-day revenue or for larger capital projects. The treasury operations will see a balance of the interest costs of debt and the investment income arising from cash deposits affecting the available budget. Since cash balances generally result from reserves and balances, it is paramount to ensure adequate security of the sums invested, as a loss of principal will in effect result in a loss to the General Fund Balance.

CIPFA defines treasury management as:

"The management of the local authority's borrowing, investments and cash flows, including its banking, money market and capital market transactions; the effective control of the risks associated with those activities; and the pursuit of optimum performance consistent with those risks."

2.8 Whilst any commercial initiatives or loans to third parties will impact on the treasury function, these activities are generally classed as non-treasury activities, (arising usually from capital expenditure), and are separate from the day-to-day treasury management activities.

2.9 The Council's treasury activities are strictly regulated by statutory requirements and guidance, including;

- CIPFA Treasury Management Code
- CIPFA Prudential Code
- MHCLG Investment Guidance
- MHCLG Minimum Revenue Provision (MRP) Guidance

2.10 The Council's Constitution (via Financial and Procurement Procedure Rules) requires the annual Treasury Management Strategy to be reported to Council outlining the expected treasury activity for the forthcoming 3 years. A key requirement of this report is to explain both the risks, and the management of the risks, associated with the treasury service. As a minimum a mid-year monitoring report is produced with a further report produced after the year-end to report on actual activity for the year. In addition, the Audit Committee receives quarterly reports to update on key Treasury Management issues.

2.11 Reports on Treasury matters are also required to be adequately scrutinised before being recommended to the Council and this role is undertaken by the Audit Committee.

3. Key Issues

Overview

3.1 The Council's 2024/25 Prudential Indicators and Treasury Management Strategy was approved by Council on 28 February 2024, whilst a Mid-Year report which updated the 2024/25 approved indicators was considered by the Audit Committee on the 26 November 2024. This report provides an update for the period 2024/25 to 2027/28.

3.2 The Treasury Management Strategy (including the Investment Strategy) is detailed in this report, with supporting detail provided on the key elements of the Council's Capital Expenditure Plans and associated Prudential Indicators.

3.3 The Treasury Management Strategy has been drawn up taking account of advice from the Council's treasury management advisors, Link Treasury Services Ltd.

3.4 This is a technical and complex report however the key messages are:

- **Investments** – the primary governing principle will remain security over return and the criteria for selecting counterparties reflect this.

- **Borrowing** – The Council will maintain its strategy of being under-borrowed against the capital financing requirement. The Council borrowed £227m of long term PWLB funds during 2021/22 to take advantage of the low PWLB interest rates available at the time (average 1.53% interest rate). This was replacing short-term borrowing as it matured.

  Since the mid-year report presented to the Audit Committee in November 2024 the Council has borrowed £40m from the Public Works Loan Board and further borrowing is expected to be required before the end of the financial year. As previously reported, the Council will predominantly adopt a short-term borrowing strategy to cover borrowing need in anticipation of lower interest rates in the medium term to long term.

- **Governance** – strategies and risk are reviewed by the Audit Committee with continuous monitoring which includes the Mid-Year and Year End reporting.

- Whilst the Council's approach to Treasury Management in recent years, utilising short term borrowing in particular, has generated significant savings for the Council, essential to achieving balanced budgets, the future outlook is more challenging. With increased interest rates for borrowing, as a result of the increases in the Bank of England Base Rate, new borrowing will be much more expensive than the Council's borrowing entered into before 2022. It should be noted that it is expected that borrowing rates have now peaked and will reduce over the next couple of years, linked to the return of inflation closer to the Bank of England's target 2% level.

3.5 The current 50 year PWLB borrowing level is 5.72%. Short term borrowing is available for 5.5% for 6 months. The Council keeps interest rates under constant review along with its borrowing strategies and decisions on the mix of long-term and short-term borrowing.

Reporting Requirements

3.6 The Council is currently required to receive and approve, as a minimum, three main treasury reports each year, which incorporate a variety of policies, estimates and actuals. The **Prudential and Treasury Indicators and Treasury Strategy** is reported to and approved by the Council, the **Annual Treasury Report** & **Mid-Year Treasury Management Report** are presented to the Audit Committee, with the former being referred onto the Council.

a. **Prudential and treasury indicators and treasury strategy** (this report) - The first, and most important report is forward looking and covers: -
   - the capital plans (including prudential indicators)
   - a minimum revenue provision (MRP) policy (how residual capital expenditure is charged to revenue over time)
   - the Treasury Management Strategy (how the investments and borrowings are to be organised), including treasury indicators; and
   - an Annual Investment Strategy (the parameters on how investments are to be managed)

b. **A mid-year treasury management report** – This is primarily a progress report and will update members on the capital position, amending prudential indicators as necessary, and whether any policies require revision. In addition, this Audit Committee will receive quarterly update reports.

c. **An annual treasury report** – This is a backward-looking review document and provides details of a selection of actual prudential and treasury indicators and actual treasury operations compared to the estimates within the strategy.

Treasury Management Strategy for 2025/26

3.7 The strategy for 2025/26 covers two main areas:

Capital issues

- the capital expenditure plans and the associated prudential indicators
- the minimum revenue provision (MRP) policy

Treasury management issues

- the current treasury position
- treasury indicators which limit the treasury risk and activities of the Council

- prospects for interest rates
- the borrowing strategy
- policy on borrowing in advance of need
- debt rescheduling
- the investment strategy
- creditworthiness policy; and
- the policy on use of external service providers

3.8 These elements cover the requirements of the Local Government Act 2003, MHCLG Investment Guidance, MHCLG MRP Guidance, the CIPFA Prudential Code and the CIPFA Treasury Management Code.

Training

3.9 The CIPFA Treasury Management Code requires the responsible officer to ensure that members with responsibility for treasury management receive adequate training in treasury management. This especially applies to members responsible for scrutiny. Training will be arranged with the Council's treasury advisors Link for Members of the Audit Committee.

3.10 The Code states that it is expected that all organisations to have a formal and comprehensive knowledge and skills or training policy for the effective acquisition and retention of treasury management knowledge and skills for those responsible for management, delivery, governance and decision making.

3.11 The Council is required to record attendance at training and prepare learning plans for treasury management officers, board/Council members.

3.12 A formal record of the training received by officers central to the Treasury function will be maintained by the Treasury Manager. Similarly, a formal record of the treasury management/capital finance training received by Members will also be maintained by the Finance Manager responsible for Treasury Management.

Treasury Management Consultants

3.13 The Council uses Link Group, Link Treasury Services Limited as its external treasury management advisors.

3.14 The Council recognises that responsibility for treasury management decisions remains with the organisation at all times and will ensure that undue reliance is not placed upon the services of our external service providers. All decisions will be undertaken with regards to all available information, including, but not solely, our treasury advisers.

3.15 It also recognises that there is value in employing external providers of treasury management services to acquire access to specialist skills and resources. The Council will ensure that the terms of their appointment and the methods by

which their value will be assessed are properly agreed and documented and subjected to regular review.

3.16 The company provides a range of services which include:

- Technical support on treasury matters, capital finance issues and the drafting of Member reports;
- Economic and interest rate analysis;
- Debt services which includes advice on the timing of borrowing;
- Debt rescheduling advice surrounding the existing portfolio;
- Generic investment advice on interest rates, timing and investment instruments; and,
- Credit rating/market information service comprising the three main credit rating agencies.

4. The Capital Prudential Indicators 2024/25 – 2027/28

4.1 The Council's capital expenditure plans are summarised below and form the first of the prudential indicators. A certain level of capital expenditure is grant supported by the Government; any decisions by the Council to spend above this level will be considered unsupported capital expenditure. This unsupported capital expenditure needs to have regard to:

- Service objectives (e.g. strategic planning);
- Stewardship of assets (e.g. asset management planning);
- Value for money (e.g. option appraisal)
- Prudence and sustainability (e.g. implications for external borrowing and whole life costing);
- Affordability (e.g. implications for the council tax and rents)
- Practicality (e.g. the achievability of the Capital Programme)

4.2 The revenue consequences of capital expenditure, particularly the unsupported expenditure, will need to be paid for from the Council's own revenue resources.

4.3 This capital expenditure can be paid for immediately (by applying capital resources such as capital receipts, capital grants etc., or revenue resources), but if these resources are insufficient any residual expenditure will add to the Council's borrowing need.

4.4 The key risks to the plans are that the level of Government support has been estimated and is therefore subject to change. Similarly, some of the estimates for other sources of funding, such as capital receipts, may also be subject to change over this timescale. For example, anticipated asset sales resulting from the Council's on-going asset rationalisation programme may be deferred due to the on-going impact of the current economic & financial conditions on the property market.

4.5 The revised capital expenditure plans in the updated Capital Strategy and Capital Programme being presented within this report, are summarised in the table below.

4.6 It should be noted that these represent the capital investment forecasts under traditional forms of financing and excludes assets acquired under PFI and finance lease arrangements which are a type of borrowing but which are budgeted for separately outside of the capital financing budget.

4.7 With regards to the Council's capital spending plans, the Council will need to closely consider the level of prudential borrowing it incurs moving forwards, post the 2025/26 Budget, to ensure that the Council's overall debt position is manageable, can be sustainably financed within the Council's Treasury Management Budgets (revenue) and to help guard against interest rate risk.

Capital Expenditure and Financing

4.8 This prudential indicator is a summary of the Council's capital expenditure plans, both those agreed previously, and those forming part of this budget cycle. Members are asked to approve the capital expenditure forecasts: -

Capital expenditure £m	2024/25 Estimate	2025/26 Estimate	2026/27 Estimate	2027/28 Estimate
Children and Young People's Services	7.746	22.011	6.360	7.070
Assistant Chief Executive	0.340	0.210	0.210	0.210
Adult Care & Housing	8.998	12.923	5.524	9.569
Finance and Customer Services	20.357	17.822	7.889	6.148
Regeneration and Environment	77.695	116.084	31.007	7.781
Total Non HRA	**115.135**	**169.050**	**50.989**	**30.778**
HRA	57.283	72.942	67.436	49.153
Total HRA	**57.283**	**72.942**	**67.436**	**49.153**
Total expenditure	**172.418**	**241.993**	**118.425**	**79.931**

4.9 **Other long-term liabilities** - the above financing need excludes other long-term liabilities, such as Private Finance Initiative (PFI) and leasing arrangements that already include borrowing instruments.

The table below summarises the above capital expenditure plans and how these plans are being financed by capital or revenue resources. Any shortfall of resources results in a funding borrowing need.

Financing of Capital expenditure £m	2024/25 Estimate	2025/26 Estimate	2026/27 Estimate	2027/28 Estimate
Capital receipts	13.541	4.469	5.572	3.208
Capital grants, capital contributions & other capital funding sources	94.542	141.196	54.165	42.232

Total financing resources	**108.084**	**145.665**	**59.737**	**45.441**
Prudential borrowing requirement for the year	**64.334**	**96.328**	**58.688**	**34.490**
Total Financing of Capital expenditure £m	**172.418**	**241.993**	**118.425**	**79.931**

The Council's Borrowing Need (the Capital Financing Requirement)

4.10 The second prudential indicator is the Council's Capital Financing Requirement (CFR). The CFR is simply the total historic outstanding capital expenditure which has not yet been paid for from either revenue or capital resources. It is essentially a measure of the Council's indebtedness and so its underlying borrowing need. Any capital expenditure above, which has not immediately been paid for through a revenue or capital resource, will increase the CFR.

4.11 The CFR does not increase indefinitely, as the minimum revenue provision (MRP) is a statutory annual revenue charge which broadly reduces the indebtedness in line with each asset's life, and so charges the economic consumption of capital assets as they are used. Therefore, in order to reduce the CFR the Council would need to have a planned MRP charge that is greater than the level of borrowing incurred in that year.

4.12 The CFR includes any other long-term liabilities (e.g. PFI schemes, finance leases). Whilst these increase the CFR, and therefore the Council's borrowing requirement, these types of schemes include a borrowing facility by the PFI, Public-Private Partnerships (PPP) lease provider and so the Council is not required to separately borrow for these schemes. The Council currently has £109m of such schemes within the CFR.

4.13 The Council is asked to approve the CFR projections below:

£m	2024/25 Estimate	2025/26 Estimate	2026/27 Estimate	2027/28 Estimate
Capital Financing Requirement				
CFR – General Fund	665.676	729.084	742.647	744.258
CFR - HRA	315.078	332.535	358.502	369.827
Total CFR	**980.754**	**1,061.619**	**1101.149**	**1114.085**
Movement in CFR	**53.313**	**80.865**	**39.530**	**12.936**
				Of which:
CFR – Capital investment	871.565	956.781	1001.648	1020.296
OLTL	109.189	104.838	99.501	93.789
Movement in CFR represented by				
Prudential borrowing requirement for the year (table above)	64.334	96.328	58.688	34.490

Net financing need for the year for OLTL	-3.615	-4.351	-5.336	-5.713
Less MRP and other financing movements	-7.407	-11.112	-13.822	-15.842
Movement in CFR	**53.312**	**80.865**	**39.530**	**12.935**

Liability Benchmark

4.14 The Council is required to estimate and measure the Liability Benchmark (LB) for the forthcoming financial year and the following two financial years, as a minimum. There are four components to the LB: -

1. **Existing loan debt outstanding**: the Council's existing loans that are still outstanding in future years.
2. **Loans CFR**: this is calculated in accordance with the loans CFR definition in the Prudential Code and projected into the future based on approved prudential borrowing and planned MRP.
3. **Net loans requirement**: this will show the Council's gross loan debt less treasury management investments at the last financial year-end, projected into the future and based on its approved prudential borrowing, planned MRP and any other major cash flows forecast.
4. **Liability benchmark** (or gross loans requirement): this equals net loans requirement plus short-term liquidity allowance.

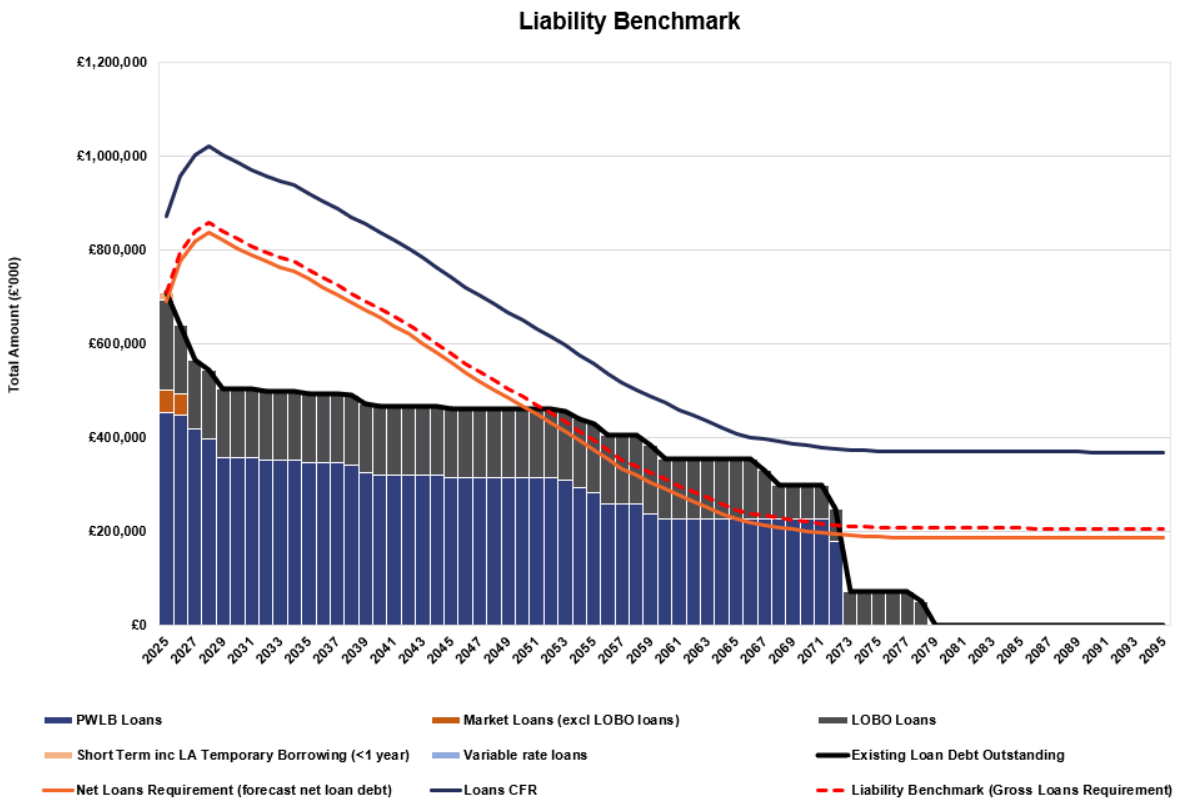

4.15 Any years where actual loans are less than the benchmark indicate a future borrowing requirement; any years where actual loans outstanding exceed the benchmark represent an overborrowed position, which will result in excess cash requiring investment.

4.16 The index shows that in the short to medium term the net loans requirement exceeds the existing debt so borrowing will be required to finance capital expenditure. In 2050 the level of loans exceeds the gross loan requirement which results in a cash balance to invest. This index is based on the current 4 year capital programme. In reality it is likely that further borrowing will be required to fund the capital programme beyond this 4 year time horizon and the actual loan requirement will be greater than shown on the index.

Minimum Revenue Provision (MRP) Policy Statement

4.17 Under Regulation 27 of the Local Authorities (Capital Finance and Accounting) (England) Regulations 2003, where the Council has financed capital expenditure by borrowing it is required to make a provision each year through a revenue charge (MRP).

4.18 The Council is required to calculate a prudent provision of MRP which ensures that the outstanding debt liability is repaid over a period that is reasonably commensurate with that over which the capital expenditure provides benefits. The MRP Guidance (2024) gives four ready-made options for calculating MRP, but the Council can use any other reasonable basis that it can justify as prudent.

4.19 The Strategic Director of Finance & Customer Services will, where it is prudent to do so, use discretion to review the overall financing of the capital programme and the opportunities afforded by the regulations to maximise the benefit to the Council whilst ensuring it meets its duty to charge a ‘prudent’ provision. To provide maximum flexibility the recommended MRP policy includes the use of the annuity method and the equal instalments method.

4.20 The MRP policy statement requires council approval (or closest equivalent level) in advance of each financial year.

4.21 The Council is recommended to approve the following MRP Statement:

a) The MRP charge in relation to capital expenditure incurred prior to 2007/08 where the expenditure was funded by either supported or unsupported borrowing will be calculated using the expected useful life of the asset and the calculation of the provision will be by the annuity method;

b) The MRP charge in relation to capital expenditure incurred since 2007/08 where the expenditure is funded by either supported or unsupported borrowing will be calculated using the expected useful life of the asset at the point the asset is brought into use. The calculation of the provision will be either the annuity method or the equal instalments method depending on which is most appropriate; and

c) The MRP charge in relation to capital expenditure incurred since 2007/08 where the expenditure is funded by a 'capitalisation directive' (e.g. equal pay) will be calculated on the basis of the specified period(s) set down within the regulations. The calculation of the provision will be either the annuity method or the equal instalments method depending on which is most appropriate.

d) For clarity, where MRP has been overcharged in previous years, the recovery of the overcharge will be affected by taking an MRP holiday in full or in part against future years charges that would otherwise have been made. The MRP holiday adjustment to the future years charge will be done in such a way as to ensure that:

- the total MRP after applying the adjustment will not be less than zero in any financial year
- the cumulative amount adjusted for will never exceed the amount over-charged;
- the extent of the adjustment will be reviewed on an annual basis

e) Repayments included in annual PFI charges or finance lease payments are also applied as MRP.

f) Where former operating leases have been brought onto the balance sheet due to the adoption of the IFRS 16 Leases accounting standard, and the asset values have been adjusted for accruals, prepayments, premiums and/or discounts, then the annual MRP charges will be adjusted so that the overall charge for MRP over the life of the lease reflects the value of the right-of-use asset recognised on transition rather than the liability.

g) No MRP charge is currently required for the HRA. The HRA charges depreciation on its assets, which is a revenue charge.

In order to meet the requirement to make an annual, prudent repayment of debt, the Council may use prior year capital receipts to pay down debt, reducing the level of MRP charged to revenue. This policy has been factored into the planned capital programme and management of capital programme resources.

5. Borrowing Strategy

5.1 The capital expenditure plans set out in Section 3 provide details of the service activity of the Council. The treasury management function ensures that the Council's cash is organised in accordance with the relevant professional codes, so that sufficient cash is available to meet this service activity and the Council's Capital Strategy. This will involve both the organisation of the cash flow and, where capital plans require, the organisation of appropriate borrowing facilities. The strategy covers the relevant treasury / prudential indicators, the current and projected debt positions, and the Annual Investment Strategy.

Current Portfolio Position

5.2 The Council's forward projections for borrowing are summarised below. The table shows the actual external debt, against the underlying capital borrowing

need, (the Capital Financing Requirement - CFR), highlighting any over or under borrowing.

£m	2024/25 Estimate	2025/26 Estimate	2026/27 Estimate	2027/28 Estimate
External Debt				
Debt at 1 April	**637.456**	**850.997**	**947.325**	**986.013**
Expected change in Debt	213.541	96.328	38.688	14.490
External Debt (excluding OLTL)	**850.997**	**947.325**	**986.013**	**1000.503**
Other long-term liabilities (OLTL)	112.804	109.189	104.838	99.501
Expected change in OLTL	-3.615	-4.351	-5.337	-5.712
Estimated gross debt at 31 March	**960.186**	**1052.163**	**1085.514**	**1094.292**
The Capital Financing Requirement	**980.754**	**1061.619**	**1101.149**	**1114.085**
Under / (over) borrowing	**20.568**	**9.456**	**15.634**	**19.793**

5.3 Within the range of prudential indicators there are several key indicators to ensure that the Council operates its activities within well-defined limits. One of these is that the Council needs to ensure that its gross debt does not, except in the short-term, exceed the total of the CFR in the preceding year plus the estimates of any additional CFR for 2025/26 and the following two financial years. This allows some flexibility for limited early borrowing for future years but ensures that borrowing is not undertaken for revenue or speculative purposes.

5.4 The Strategic Director of Finance & Customer Services reports that the Council complied with this prudential indicator in the current year and does not envisage difficulties for the future. This view takes account of current commitments, existing plans and the proposals in this budget report.

Treasury Indicators: Limits to Borrowing Activity

5.5 The Operational Boundary. This is the limit beyond which external debt is not normally expected to exceed. In most cases, this would be a similar figure to the CFR, but may be lower or higher depending on the levels of actual debt and the ability to fund under-borrowing by other cash resources.

Operational Boundary £m	2024/25 Estimate	2025/26 Estimate	2026/27 Estimate	2027/28 Estimate
Debt	880.997	977.325	1016.013	1030.503
Other long-term liabilities	139.189	134.838	129.501	123.789
Total	**1,020.186**	**1,112.163**	**1,145.514**	**1,154.292**

5.6 The Authorised Limit for external debt. This is a key prudential indicator and represents a control on the maximum level of borrowing. This represents a legal limit beyond which external debt is prohibited, and this limit needs to be set or revised by the Full Council. It reflects the level of external debt which, while not desired, could be afforded in the short-term, but is not sustainable in the longer-term.

- This is the statutory limit determined under section 3 (1) of the Local Government Act 2003. The Government retains an option to control either the total of all local authority plans, or those of a specific authority, although this power has not yet been exercised.
- The Council is asked to approve the following Authorised Limit.

Authorised Limit £m	2024/25 Estimate	2025/26 Estimate	2026/27 Estimate	2027/28 Estimate
Debt	891.565	976.781	1,021.648	1,040.296
Other long-term liabilities	141.373	136.935	131.491	125.665
Total	**1,032.938**	**1,113.716**	**1,153.139**	**1,165.961**

5.7 Under IFRS16 the Council is required from 2024/25 to recognise on balance sheet for the first time certain assets held under operating or peppercorn leases. The precise value of these arrangements has not yet been determined. As a result of this uncertainty, the operational boundary and authorised limit for other long-term liabilities (OLTL) in the tables above includes additional headroom over the current OLTL level. This is so to avoid a breach in the prudential indicators which may have resulted from the revaluing of lease liabilities on transition to IFRS16. This headroom will be removed in future years once the updated value of the Council's lease liabilities is confirmed.

5.8 Separately, the Council was limited to a maximum HRA CFR through the HRA self-financing regime debt cap. This cap was removed in the Government's Autumn Budget 2018. The latest iteration of the HRA Business Plan requires additional borrowing to support the Growth Programme, and therefore there

has been an increase in the HRA CFR. A prudent debt limit has been applied to the Council's HRA borrowing, allowing for that current need, plus £30m to enable a reaction to any significant development opportunity that arises.

HRA Debt Limit	2024/25 Estimated £m	2025/26 Estimated £m	2026/27 Estimated £m	2027/28 Estimated £m
HRA Debt Limit	345.078	362.535	388.502	399.827
HRA CFR	315.078	332.535	358.502	369.827
HRA Headroom (+)	**30.000**	**30.000**	**30.000**	**30.000**

Expected Movement in Interest Rates

5.9 The Council's treasury advisors Link expect the Monetary Policy Committee (MPC) will gradually reduce Bank Rate from the current level of 4.75% to 3.75% by March 2026. Their expectation is that the MPC will not increase Bank Rate above 4.75% in the near future, but it is possible.

Gilt yields and PWLB rates

5.10 The overall longer-run trend is for gilt yields and PWLB rates to fall back over the medium term, but there is a risk that these stay higher for longer than forecast.

Borrowing Strategy

5.11 The Council is currently maintaining an under-borrowed position. This means that the capital borrowing need, (the Capital Financing Requirement), has not been fully funded with loan debt as cash supporting the Council's reserves, balances and cash flow has been used as a temporary measure. This strategy is prudent as medium and longer dated borrowing rates are expected to fall from their current levels once prevailing inflation concerns are addressed by tighter near-term monetary policy. That is, Bank Rate remains elevated through to the second half of 2025.

5.12 Against this background and the risks within the economic forecast, caution will be adopted with the 2025/26 treasury operations. The Strategic Director of Finance & Customer Services, under delegated powers, will take the most appropriate form of borrowing depending on the prevailing interest rates at the time, taking into account the risks shown in the forecast above.

5.13 While short term borrowing provides lower cost opportunities in the short to medium term, in a rising interest rate environment it can be advantageous to lock in long term borrowing. In the current situation where interest rates are forecast to fall in the medium term it is advantageous to defer long term borrowing and utilise short term borrowing. Subsequently locking in long term borrowing when rates are lower.

5.14 Any decisions will be reported to the appropriate decision-making body at the next available opportunity.

Policy on Borrowing in Advance of Need

5.15 The Council will not borrow more than or in advance of its needs purely in order to profit from the investment of the extra sums borrowed. Any decision to borrow in advance will be within forward approved Capital Financing Requirement estimates and will be considered carefully to ensure that value for money can be demonstrated and that the Council can ensure the security of such funds.

5.16 Risks associated with any borrowing in advance activity will be subject to prior appraisal and subsequent reporting through the mid-year or annual reporting mechanism.

Rescheduling

5.17 Rescheduling of current borrowing in our debt portfolio may be considered whilst premature redemption rates remain elevated but only if there is surplus cash available to facilitate any repayment, or rebalancing of the portfolio to provide more certainty is considered appropriate.

5.18 The reasons for any rescheduling to take place will include:

- The generation of cash savings and/or discounted cash flow savings;
- Helping to fulfil the treasury strategy; and,
- Enhancing the balance of the portfolio (amending the maturity profile and/or the balance of volatility).

6. Annual Investment Strategy

6.1 The key requirements of both the Code and the investment guidance are to set an annual investment strategy, as part of its annual treasury strategy for the following year, covering the identification and approval of the following:

- The guidelines for investment decision making, particularly non-specified investments.
- The principles to be used to determine the maximum periods for which investments can be made.
- The specified investments the Council may use.
- The non-specified investments the Council may use.

6.2 This strategy is to be approved by Council. The investment policy proposed for the Council is detailed in the following paragraphs.

Investment Policy – Management of Risk

6.3 The Ministry of Housing, Communities and Local Government (MHCLG) and CIPFA have extended the meaning of ‘investments’ to include both financial

and non-financial investments. This report deals solely with treasury (financial) investments, (as managed by the treasury management team). Non-financial investments, essentially the purchase of income yielding assets and service investments, are covered in the Capital Strategy, (a separate report).

6.4 The Council's investment policy has regard to the following: -

- MHCLG's Guidance on Local Government Investments ("the Guidance")
- CIPFA Treasury Management in Public Services Code of Practice and Cross Sectoral Guidance Notes 2021 ("the Code")
- CIPFA Treasury Management Guidance Notes 2021

6.5 The Council's investment priorities will be security first, portfolio liquidity second and then yield (return). The Council will aim to achieve the optimum return (yield) on its investments commensurate with proper levels of security and liquidity and with regard to the Council's risk appetite.

Creditworthiness Policy

6.6 The primary principle governing the Council's investment criteria is the security of its investments, although the yield or return on the investment is also a key consideration. After this main principle, the Council will ensure that: -

- It maintains a policy covering both the categories of investment types it will invest in, criteria for choosing investment counterparties with adequate security, and monitoring their security. This is set out in the specified and non-specified investment sections below; and
- It has sufficient liquidity in its investments. For this purpose, it will set out procedures for determining the maximum periods for which funds may prudently be committed. These procedures also apply to the Council's prudential indicators covering the maximum principal sums invested.

6.7 The Strategic Director of Finance & Customer Services will maintain a counterparty list in compliance with the following criteria and will revise the criteria and submit them to Council for approval as necessary. These criteria are separate to that which determines which types of investment instrument are either specified or non-specified as it provides an overall pool of counterparties considered high quality which the Council may use, rather than defining what types of investment instruments are to be used.

6.8 Credit rating information is supplied by Link Group, our treasury advisors, on all active counterparties that comply with the criteria below. Any counterparty failing to meet the criteria would be omitted from the counterparty (dealing) list. Any rating changes, rating Watches (notification of a likely change), rating Outlooks (notification of the longer-term bias outside the central rating view) are provided to officers almost immediately after they occur, and this information is considered before dealing. For instance, a negative rating Watch applying to a counterparty at the minimum Council criteria will be suspended from use, with all others being reviewed in light of market conditions.

6.9 The criteria for providing a pool of high-quality investment counterparties, (both specified and non-specified investments) is:

- **Banks** - The Council will use banks which are rated by at least two rating agencies and have at least the following Fitch, Moody's and Standard and Poors' ratings (where rated):

	Fitch	Moody's	Standards & Poor's
Short-term	**F1**	**P-1**	**A-1**
Long-term	**A-**	**A3**	**A-**

- To allow for the day to day management of the Council's cash flow the Council's bankers will also be retained on the list of counterparties if ratings fall below the above minimum criteria.
- **Building societies** - the Council will use the top 20 Building Societies ranked by asset size but restricted to a maximum of 20% of the investment portfolio
- **Money Market Funds (MMFs) (CNAV or LVNAV)** – restricted to a maximum investment of £20m per fund. The Council works with its specialist Treasury Advisors to review and select appropriate MMF's to ensure that those selected are AAA rated and therefore highly secure, with cash available for withdrawal each day, therefore these are very low risk accounts.
- **UK Government** – Debt Management Office
- **UK Local Authorities**

6.10 A limit of 35% will be applied to the use of Non-Specified investments within the investment portfolio, excluding day to day cash management through the Council's own bank.

6.11 Whilst the above criteria relies primarily on the application of credit ratings to provide a pool of appropriate counterparties for officers to use, additional operational market and sovereign information will continue to be applied before making any specific investment decision from the agreed portfolio of counterparties.

6.12 The time and monetary limits for institutions on the Council's Counterparty List are as follows (these will cover both Specified and Non-Specified Investments):

	Fitch	Moody's	Standard & Poor's	Money Limit	Time Limit
Upper Limit Category	**F1+/AA-**	**P-1/Aa3**	**A-1+/AA-**	**£20m**	**5 years**
Middle Limit Category	**F1/A-**	**P-1/A3**	**A-1/A-**	**£10m**	**364 days**
Lower Limit Category *	**All Building Soc's ranked 1 to 10** **All Building Soc's ranked 11 to 20**			**£5m** **£1m**	**6 mths** **3 mths**
Debt Management Office	**-**	**-**	**-**	**Unlimited ** **	**6 months**
Money Market Funds	**-**	**-**	**-**	**£20m**	**n/a**
UK LA's	**-**	**-**	**-**	**£20m**	**5 years**
Council's Bankers	**-**	**-**	**-**	**£20m*****	**364 days**

The above money limits are exclusive of bank balances held by schools
* Based on maximum of 20% of the investment portfolio
** Provides maximum flexibility
*** There may be occasions where the Council has to exceed this limit, where government issues out significant grant funding, such as Covid Business Grants and the Council is unable to invest those resources within the options available on the day. This risk is mitigated by daily review of the cashflow forecast, however, the volume of government funding issued during the pandemic has been significant.

The proposed criteria for specified and non-specified investments are shown in Appendix C for approval.

Investment Strategy

6.13 Investments will be made with reference to the core balance and cash flow requirements and the outlook for short-term interest rates (i.e., rates for investments up to 12 months). Greater returns are usually obtainable by investing for longer periods. However, with Bank Rate having appeared to have peaked and with further cuts expected higher rates of return have been available on shorter term investments. As a result, retaining an agile investment strategy would be appropriate to optimise returns.

6.14 Accordingly, while most cash balances are required in order to manage the ups and downs of cash flow, where cash sums can be identified that could be invested for longer periods, the value to be obtained from longer-term investments will be carefully assessed.

Investment returns expectations.

6.15 The Council's Treasury advisor's current forecast investment earnings rates for returns on investments placed for periods up to about three months during each financial year are as follows: -

Average earnings in each year	Average Interest Rate
2024/25 (residual)	4.60%
2025/26	4.10%
2026/27	3.70%
2027/28	3.50%
2028/29	3.50%
Years 6 to 10	3.50%
Years 10+	3.50%

6.16 As there are so many variables at this time, caution must be exercised in respect of all interest rate forecasts.

6.17 For its cash flow generated balances, the Council will seek to utilise its Money Market Funds and short-dated deposits, in order to benefit from the compounding of interest.

6.18 Investment treasury indicator and limit - total principal funds invested for greater than 365 days. These limits are set with regard to the Council's liquidity requirements and to reduce the need for early sale of an investment and are based on the availability of funds after each year-end.

6.19 The Council is asked to approve the following treasury indicator and limit: -

Upper limit for principal sums invested for longer than 365 days			
£m	**2025/26**	**2026/27**	**2027/28**
Principal sums invested for longer than 365 days	£10m	£10m	£10m

Investment Performance / Risk Benchmarking

6.20 These benchmarks are already intrinsic to the approved treasury strategy through the counterparty selection criteria and some of the prudential indicators, e.g. the maximum funds which may be invested for more than 364 days, the limit on the use of non-specified investments, etc.

6.21 Security – Security is currently evidenced by the application of minimum criteria to investment counterparties, primarily through the use of credit ratings supplied by the three main credit rating agencies. Whilst this approach embodies security considerations, benchmarking the levels of risk is more subjective and therefore problematic.

6.22 One method to benchmark security risk is to assess the historic level of default against the minimum criteria used in the Council's investment strategy. The default rates are little changed from last year.

Credit Rating	1 year	2 years	3 years	4 years	5 years
AAA	0.04%	0.09%	0.16%	0.24%	0.33%
AA	0.02%	0.04%	0.09%	0.15%	0.21%
A	0.05%	0.13%	0.23%	0.35%	0.49%
BBB	0.14%	0.37%	0.64%	0.95%	1.25%

6.23 The Council's minimum long term rating criteria (over one year) is "AAA" meaning the average expectation of default for a three year investment in a counterparty with a "AAA" long term rating would be 0.16% of the total investment (e.g. for a £1m investment the average potential loss would be £1,600).

6.24 The Council's minimum long term rating criteria (up to one year) is "BBB" and the average expectation of default for such an investment would be 0.14% (e.g. for a £1m investment the average loss would be £1,400).

6.25 These are only averages but do act as a benchmark for risk across the investment portfolio.

6.26 The Council's average security risk benchmark for the estimated maximum portfolio during 2024/25 is 0.063% which means that for every £1m invested the average potential loss would be £630. This position remains unchanged from 2023/24 (benchmark was 0.063% or £630).

Policy on Environmental, Social and Governance (ESG) considerations

6.27 This Council is supportive of the Principles for Responsible Investment (www.unpri.org) and will seek to bring ESG (environmental, social and governance) factors into the decision-making process for investments. Within this, the Council is also appreciative of the statement on ESG in Credit Risk and Ratings which commits signatories to incorporating ESG into credit ratings and analysis in a systemic and transparent way. The Council uses ratings from Fitch, Moody's and Standard & Poor's to support its assessment of suitable counterparties. Each of these rating agencies is a signatory to the ESG in credit risk and ratings statement.

6.28 For short term investments with counterparties, this Council utilises the ratings provided by Fitch, Moody's and Standard & Poor's to assess creditworthiness, which do include analysis of ESG factors when assigning ratings. The Council will continue to evaluate additional ESG-related metrics and assessment

processes that it could incorporate into its investment process and will update accordingly.

Liquidity

6.29 This is defined as "having adequate, though not excessive cash resources, borrowing arrangements, overdrafts or standby facilities to enable the Council at all times to have the level of funds available to it which are necessary for the achievement of its business/service objectives" (CIPFA Treasury Management Code of Practice). The Council seeks to maintain:

- Liquid, short term deposits of at least £6m available with a week's notice.

6.30 The availability of liquidity and the inherent risks arising from the investment periods within the portfolio is monitored using the Weighted Average Life (WAL) of the portfolio. This measures the time period over which half the investment portfolio would have matured and become liquid.

6.31 A shorter WAL generally represents less risk and in this respect the benchmark to be used for 2024/25 is:

- 0.25 years which means that at any point in time half the investment portfolio would be available within 90 days.

Yield

6.32 These benchmarks are currently widely used to assess investment performance and the Council's local measure of yield is:

- Internal returns above the Sterling Overnight Index Average (SONIA) which has replaced the London Interbank Bid rate (LIBID).

End of Year Investment Report

6.33 At the end of the financial year, the Council will report on its investment activity as part of its Annual Treasury Report.

APPENDICES

A. Prudential and treasury indicators

B. Economic background

C. Treasury management practice 1 – credit and counterparty risk management

Appendix A

THE CAPITAL PRUDENTIAL AND TREASURY INDICATORS 2025/26 – 2027/28

The Council's capital expenditure plans are the key driver of treasury management activity. The output of the capital expenditure plans is reflected in the prudential indicators, which are designed to assist members' overview and confirm capital expenditure plans.

Affordability Prudential Indicators

The previous sections cover the overall capital and control of borrowing prudential indicators, but within this framework prudential indicators are required to assess the affordability of the capital investment plans. These provide an indication of the impact of the capital investment plans on the Council's overall finances. The Council is asked to approve the following indicators: -

Ratio of Financing Costs to Net Revenue Stream

This indicator identifies the trend in the cost of capital, (borrowing and other long-term obligation costs net of investment income), against the net revenue stream.

%	2024/25 Estimate	2025/26 Estimate	2026/27 Estimate	2027/28 Estimate
Non-HRA	10.07	12.25	13.89	14.75
HRA	14.06	15.06	12.93	12.64

The estimates of financing costs include current commitments and the proposals in this budget report.

Maturity Structure of Borrowing

Maturity structure of borrowing. These gross limits are set to reduce the Council's exposure to large, fixed rate sums falling due for refinancing, and are required for upper and lower limits.

The Council is asked to approve the following treasury indicators and limits: -

Maturity structure of borrowing 2025/26				
	Indicator		Current position	
	Lower	Upper	%	£m
Under 12 months	0%	50%	13.73%	90.232
12 months to 2 years	0%	35%	3.08%	20.242
2 years to 5 years	0%	45%	6.21%	40.790
5 years to 10 years	0%	45%	1.76%	11.540
10 years to 20 years	0%	45%	5.19%	34.097

20 years to 30 years	0%	50%	8.57%	56.336
30 years to 40 years	0%	50%	7.61%	50.000
40 years to 50 years	0%	60%	43.21%	284.000
50 years and above	0%	60%	10.65%	70.000

Control of Interest Rate Exposure

RMBC	2024/25	2025/26	2026/27	2027/28
Interest rate Exposures				
	Upper	**Upper**	**Upper**	**Upper**
Limits on fixed interest rate debt based on fixed net debt	100%	100%	100%	100%
Limits on variable interest rate debt based on variable net debt	50%	50%	50%	50%

Compliance with Treasury and Prudential Limits

It is a statutory duty for the Council to determine and keep under review the affordable borrowing limits. During the quarter ended 31st December 2024, the Council has operated within the treasury and prudential indicators set out in the Council's Treasury Management Strategy Statement for 2024/25. The tables below set out the actual position as at 31 December 2024 compared to these indicators. The Strategic Director of Finance & Customer Services reports that no difficulties are envisaged for the current or future years in complying with these indicators.

All treasury management operations have also been conducted in full compliance with the Council's Treasury Management Practices.

Treasury Indicators	2024/25 Budget £'000	31.12.24 Actual £'000
Authorised limit for external debt	1,053,996	667,292
Operational boundary for external debt	937,078	
Gross external debt	917,078	
Investments	20,000	21,250
Net borrowing	897,078	646,042

Maturity structure of borrowing	Upper limit	Actual as at 31.12.24
Under 12 months	60%	7.49%
12 months to 2 years	35%	10.49%
2 years to 5 years	45%	5.99%
5 years to 10 years	45%	1.50%
10 years to 20 years	45%	5.54%
20 years to 30 years	50%	8.44%
30 years to 40 years	50%	7.49%
40 years to 50 years	55%	42.56%
50 years and above	60%	10.49%

	Limit	Actual as at 31.12.24
Sums invested >364 days	£10m	£0m

Appendix B

ECONOMIC BACKGROUND

The financial year 2024/25 to date saw:

- The Bank of England initiating its cuts to interest rates with two cuts to date, bringing base rate down from 5.25% to 4.75%.
- 10-year gilt yields falling to 4.0% in September 2024 before rising as high as 4.9% in January 2025.
- CPI inflation hitting its 2% target in June 2024 before edging above it to 2.2% in July and August 2024. December 2024 CPI came in at 2.5%.
- A further easing in wage growth as the headline 3 month year over year rate (including bonuses) fell from 4.6% in June to 4.0% in July 2024.

Appendix C

TREASURY MANAGEMENT PRACTICE (TMP1) – CREDIT AND COUNTERPARTY RISK MANAGEMENT

The DLUHC issued Investment Guidance in 2018, and this forms the structure of the Council's policy below. These guidelines do not apply to either trust funds or pension funds which operate under a different regulatory regime.

The key intention of the Guidance is to maintain the current requirement for local authorities to invest prudently, and that priority is given to security and liquidity before yield. In order to facilitate this objective, the Guidance requires this Council to have regard to the CIPFA publication Treasury Management in the Public Services: Code of Practice and Cross-Sectoral Guidance Notes. This Council has adopted the Code and will apply its principles to all investment activity. In accordance with the Code, the Strategic Director of Finance & Customer Services has produced its treasury management practices (TMPs). This part, TMP 1, covering investment counterparty policy requires approval each year.

Annual Investment Strategy - The key requirements of both the Code and the investment guidance are for the Council to set an Annual Investment Strategy, as part of its annual treasury strategy for the following year, covering the identification and approval of the following:

- The strategy guidelines for choosing and placing investments, particularly non-specified investments.
- The principles to be used to determine the maximum periods for which funds can be committed.
- Specified investments that the Council may use. These are high security and high liquidity investments in sterling and with a maturity of no more than a year.
- Non-specified investments, clarifying the greater risk implications, identifying the general types of investment that may be used and a limit to the overall amount of various categories that can be held at any time.

The investment policy proposed for the Council is:

Strategy guidelines – The main strategy guidelines are contained in the body of the Treasury Management Strategy Statement.

Specified investments – These investments are sterling investments of not more than one-year maturity, or those which could be for a longer period but where the Council has the right to be repaid within 12 months if it wishes. They also include investments which were originally classed as being non-specified investments, but which would have been classified as specified investments apart from originally being for a period longer than 12 months once the remaining period to maturity falls to under 12 months.

These are considered low risk assets where the possibility of loss of principal or investment income is small. These would include sterling investments which would not be defined as capital expenditure with: -

- The UK Government (such as the Debt Management Account deposit facility, UK Treasury Bills or a Gilt with less than one year to maturity).

- UK Local Authorities.
- Money Market Funds that have been awarded a AAA credit rating by a credit rating agency e.g., Standard and Poor's, Moody's and/or Fitch rating agencies restricted to £20m.
- A bank or building society that has been awarded a minimum short-term rating of F1 by Fitch, P-1 by Moody's and A-1 by Standard and Poor's rating agencies. For Building Societies investments will be restricted to 20% of the overall investment portfolio and:

    - a maximum of £5m for a period not exceeding 6 months if the society is ranked in the top 10 by asset size; or
    - a maximum of £1m and a period not exceeding 3 months if the society is ranked 11 to 20 by asset size.

Non-specified investments – are any other type of investment (i.e., not defined as specified above). The identification and rationale supporting the selection of these other investments and the maximum limits to be applied are set out below.

Non-specified investments would include any sterling investments with: -

1. A bank that has been awarded a minimum long term credit rating of AA- by Fitch, Aa3 by Moody's and AA- by Standard & Poor's for deposits with a maturity of greater than 1 year.
2. The Council's own bank if ratings fall below the above minimum criteria.
3. A Building Society which is ranked in the top 20 by asset size. Investments will be restricted to 20% of the overall investment portfolio and:
    - a maximum of £5m for a period not exceeding 6 months if the Society is ranked in the top 10 by asset size; or
    - a maximum of £1m and a period not exceeding 3 months if the Society is ranked 11 to 20 by asset size.

This Council will seek further advice on the appropriateness and associated risks with investments in these categories.

The monitoring of investment counterparties - The credit rating of counterparties will be monitored regularly. The Council receives credit rating information (changes, rating watches and rating outlooks) from Link as and when ratings change, and counterparties are checked promptly.

On occasion ratings may be downgraded when an investment has already been made. The criteria used are such that a minor downgrading should not affect the full receipt of the principal and interest.

Any counterparty failing to meet the criteria will be removed from the list immediately by the Strategic Director of Finance & Customer Services, and if required new counterparties which meet the criteria will be added to the list.

Flexible use of Capital Receipts Strategy 2025/26

1. Introduction

The proposals within this Flexible use of Capital Receipts Strategy have been prepared based on a capitalisation direction issued by the Secretary of State under Sections 16(2)(b) and 20 of the Local Government Act 2003: Treatment of Costs as Capital Expenditure.

2. The Direction

The Direction issued by the Secretary of State under Sections 16(2)(b) of the Local Government Act specifies that Local Authorities can treat as capital expenditure, expenditure which:

- "is incurred by the Authority that is designed to generate ongoing revenue savings in the delivery of public services and/or transform service delivery to reduce costs and/or transform service delivery in a way that reduces costs or demand for services in future years for any of the public sector delivery partners".
- "is properly incurred by the Authority for the financial years that begin on 1 April 2016 to 1 April 2024"
- The extension of the existing flexibility from 2022/23 onwards was updated in August 2022.
- The Autumn Policy Statement made clear Governments intention to extend flexible use of capital receipts to 2030. The government will also remove the restriction with respect to redundancy costs, imposed from April 2022, that limits the use of the flexibility to statutory redundancy costs only. This will support authorities in taking forward transformation and invest-to-save projects.

It is a condition of the Secretary of State's direction that the flexible use of capital receipts in accordance with the direction only applies to capital receipts which have been received in the years to which the direction applies.

When applying the direction, Authorities are required to have regard to Guidance on Flexible Use of Capital Receipts issued by the Secretary of state under Section 15(1)(a) of the Act.

In using the flexibility, the Council will have due regard to the requirements of the Prudential Code and to the CIPFA Local Authority Accounting Code of Practice.

The Council is also required to prepare a Flexible use of Capital Receipts Strategy before the start of the year to be approved by the Council – this is that Strategy.

3 The Council's Proposals

The Guidance sets out examples of qualifying expenditure which includes "funding the cost of service reconfiguration, restructuring or rationalisation (staff or non-staff),

where this leads to ongoing efficiency savings or service transformation" and it is for this purpose that the Council is proposing to use Capital Receipts in 2025/26, where required. The Council maintains the ability to use new year capital receipts to support capital expenditure on short life assets.

4. 2025/26 Revenue Budget

To support the continued reconfiguration of the Council's Services to deliver the improvement and efficiencies set out in the Council's budget for 2025/26, it is proposed that any associated one-off costs are funded from capital receipts. The legitimacy of this use will be determined by the s151 Officer in order to ensure that it meets the requirements set out by the Secretary of State.

5. The Prudential Code

The Council has due regard to the requirements of the Prudential Code and the impact on its prudential indicators from the application of this Flexible Use of Capital Receipts Strategy. In line with this Strategy and the Council's overall Financial Strategies, the first call on capital receipts generated in the year will be utilised to meet the cost of voluntary severance. Any capital receipts which are received in excess of the amount required for this purpose will be used to fund revenue costs incurred to support the Council's service development and delivery of savings and efficiencies. These receipts have not been earmarked as funding for any other proposed capital expenditure and therefore there is no anticipated additional impact on the Council's prudential indicators as set out in the Council's Treasury Management Strategy.

The Council will also have due regard to the Local Authority Accounting Code of Practice when determining and including the entries required from undertaking and funding this scheme within the 2025/26 Statement of Accounts.

6. Monitoring the Strategy

Implementation of this Strategy will be monitored as part of regular financial reporting arrangements.

Initial Equality Screening Assessment (Part A)

As a public authority we need to ensure that all our strategies, policies, service and functions, both current and proposed have given proper consideration to equality and diversity.

A **screening** process can help judge relevance and provide a record of both the process and decision. Screening should be a short, sharp exercise that determines relevance for all new and revised strategies, policies, services and functions.

Completed at the earliest opportunity it will help to determine:

- the relevance of proposals and decisions to equality and diversity
- whether or not equality and diversity is being/has already been considered, and
- whether or not it is necessary to carry out an equality analysis.

Directorate: Finance and Customer Services	**Service area: Finance**
Lead person: Rob Mahon	**Contact number: 01709 254518**

1. Title:
Is this a: [X] **Strategy / Policy** [X] **Service / Function** [ ] **Other** **If other, please specify**

2. Please provide a brief description of what you are screening
The Council is required to set a balanced budget for 2025/26 and present that balanced budget at Cabinet in February 2025 and March Council 2025. The budget report outlines the Council's available resources from core government funding, grants and those resources generated through local taxation, and how those resources will be utilised across the Councils services. The Budget and Council Tax Report 2024/25 noted that £9.9m of agreed budget savings and cost reductions were required to be delivered across the medium term. As per our Medium Term Financial Strategy (MTFS) update to Cabinet December 2024 the Council remains confident that these savings will be achieved but will require a longer period to deliver the CYPS Placement savings, with an estimated £4.4m delivered by the end of 2024/25.

For 2025/26 the Council has to consider the following in order to set a balanced budget for 2025/26 to 2027/28;

- Impact of Provisional Financial Settlement
- Council Tax increases
- Fees and Charges increases
- Further use of reserves.
- Potential Savings
- Potential Capital and Revenue Investments

As outlined in the Budget and Council Tax Report 2025/26 the Council has to a degree used all these options to create a balanced budget position for 2025/26. However, due to uncertainty in the funding environment for Local Authorities and the financial settlement only being for one year (2025/26), the Council is reporting Budget gap of £3m in 2027/28. The Council will monitor this position closely and take further actions as required as greater clarity around the longer term Local Authority Financial Settlements are provided.

The delivery of new savings and investments as part of this Budget and Council Tax report will need to be worked through with their own EIA and following the Council's Human Resource policies and procedures to ensure that appropriate engagement, consultation and support is provided to impacted staff. In addition, any likely impacts on residents will need to be assessed to ensure that any that are disproportionate in relation to protected groups, are mitigated where possible.

In addition to the revenue budget, the Council's revised Capital Programme will be approved as part of the budget report. The Council's Capital Programme will be approved as part of the Capital Strategy section of the budget report.

Finally, the budget report will approve the Council's Treasury Management Strategy, and prudential indicators. This report covers how the Council intends to manage its debt, borrowing for new investments, cashflow and banking procedures and risk. The prudential indicators provide the key framework for how that strategy will be managed.

The Budget sets the framework within which Cabinet makes its decisions. Therefore, detailed impact assessments of proposals within the budget will be undertaken at the earliest opportunity as they are developed, in order to inform decision-making.

In addition, services will consider equality implications that arise from the implementation of the Council's Budget through service planning process.

3. Relevance to equality and diversity

All the Council's strategies/policies, services/functions affect service users, employees or the wider community – borough wide or more local. These will also have a greater/lesser relevance to equality and diversity.

The following questions will help you to identify how relevant your proposals are.

When considering these questions think about age, carers, disability, gender reassignment, race, religion or belief, sex, sexual orientation and any other relevant characteristics (for example socio-economic status, social class, income, unemployment, residential location or family background and education or skills levels).

Questions	Yes	No
Could the proposal have implications regarding the accessibility of services to the whole or wider community?	X	
Could the proposal affect service users?	X	
Has there been or is there likely to be an impact on an individual or group with protected characteristics?	X	
Have there been or likely to be any public concerns regarding the proposal?	X	
Could the proposal affect how the Council's services, commissioning or procurement activities are organised, provided, located and by whom?	X	
Could the proposal affect the Council's workforce or employment practices?	X	

If you have answered **no** to all the questions above please complete **sections 5 and 6.**

If you have answered **yes** to any of the above please complete **section 4.**

4. Considering the impact on equality and diversity

If you have not already done so, the impact on equality and diversity should be considered within your proposals prior to carrying out an **Equality Analysis.**

Considering equality and diversity will help to eliminate unlawful discrimination, harassment and victimisation and take active steps to create a discrimination free society by meeting a group or individual's needs and encouraging participation.

Please provide specific details for all three areas below and use the prompts for guidance.

The budget report provides an indication of the key challenges that the Council faces, and the specific challenges faced by each directorate along with an indication of the aims and objectives of those directorates.

The ongoing financial challenges faced by the Council are similar to those of other local

authorities. The financial pressures faced by local authorities are largely as a result of inflation, rising demand and complexity of care packages as a result of a growing population, and market cost pressures within the provision of social care.

These budget pressures mean that the Council must be responsible in its budget setting approach, prioritising investment and savings proposals that best contribute to the Council's priorities as identified within the Council Plan to best meet the needs of Rotherham's residents and ensure that best value is demonstrated across the breadth of Council services.

The Council Plan was approved at Council on the 12 January 2022, and all directorates have been working together to achieve the commitments set out within each of the plan's themes. The Equality Analysis document accompanying the Council Plan report to Council set out that within the five themes of the Council Plan there would be a series of universal offers aimed at all of Rotherham's residents, while several actions were specifically aimed at tackling inequalities and issues of access. These were set out in more detail within the Equality Analysis accompanying the Council Plan report considered at full Council on 12th January 2022. Since the approval of the Council Plan, progress reports have been presented to Cabinet. The latest progress update was presented on 20 January 2025, which included an accompanying Equality Analysis.

The budget proposals for 2025/26 include provision for £17m additional costs for adult social care. Children's Services budget factors in the savings delivery that was re-profiled as part of the 2024/25 Budget plans, to ensure that service levels can be maintained whilst a longer period of time is taken to deliver the service transformation plans and associated cost reductions. Good progress has been made during 2024/25 towards delivery of those savings plans however, the Council has extended a corporate budget provision in 2025/26 to provide for the risk that placement savings planned for 2024/25 are not delivered at the required pace or are impacted by further market cost pressures. A budget increase is provided for ongoing cost and demand pressures within Home to School Transport, a national issue and pressure.

The budget proposals also prioritise £2m revenue budget investment across the following themes, mirroring the Council Plan priorities:

- Every neighbourhood thriving
- People are safe, healthy and live well
- Every child able to fulfil their potential
- Expanding economic opportunity
- A cleaner, greener local environment
- One Council approach

The Council is aware that many residents will be facing rising household costs. In recognition of this the Council proposes to provide a further Local Council Tax Support Top Up scheme across the financial year 2025/26. Based on current caseloads this is expected to provide additional support to approximately 14,000 households. The Council's Local Council Tax Support Scheme was fully reviewed in 2018 and has now been reviewed again in 2024 along with a formal consultation process on any potential changes to the scheme. It is proposed that only the taper used on the CTS scheme is adjusted, from 30% to 20%. Careful analysis within the review confirmed that it is the

most vulnerable claimants of support who are reliant on the maximum level of CTS of 91.5% support for a working age household. It is these claimants who will benefit most from the proposed CTS top-up.

The Capital Programme section of the report will seek approval for a series of new investment proposals, prioritised following a process of review and scrutiny of options. The linked financial revenue implications of the capital programme have been factored into the Council's revenue budget.

A public consultation on the Budget ran from 18th November 2024 to January 10th 2025 and responses have been considered in finalising the budget proposals. A report reflecting the consultation is appended to this report. No specific equality implications were raised as part of the consultation. However, within the consultation responses there were:

- The most frequently mentioned spending priorities were maintenance of roads and pavements (23 mentions), street cleanliness/waste management (17 mentions) and regeneration of the town centre (17 mentions).
- Also mentioned frequently were priorities relating to community safety and tackling crime/ASB (10), improving housing, including repairs (8) education/schools (7 mentions with a further 3 respondents specifically referencing SEND provision), children's social care (7), adult social care (6) and general mention of social care (6).

- **How have you considered equality and diversity?**

Please see section above.

- **Key findings**

Please see section above.

- **Actions**

As indicated in Section 3, the specific equality implications that arise from the Council's Budget will be addressed through Directorate and service budgets aligned to service plans that now include an equalities section. Within this process, all Directorates will complete or will have already completed an equality screening or analysis to ensure due regard has been given and that there is an understanding of the effects of a strategy, policy, service on those from a protected characteristic group. In addition, it is an expectation that appropriate mitigations are considered and put in place to manage any disproportionate impacts.

Date to scope and plan your Equality Analysis:	Upon development of proposals
Date to complete your Equality Analysis:	Upon completion of proposals
Lead person for your Equality Analysis (Include name and job title):	Relevant directorate leads as appropriate

5. Governance, ownership and approval		
Please state here who has approved the actions and outcomes of the screening:		
Name	**Job title**	**Date**
Judith Badger	Strategic Director – Finance and Customer Services	23 January 2025

6. Publishing	
This screening document will act as evidence that due regard to equality and diversity has been given. If this screening relates to a **Cabinet, key delegated officer decision, Council, other committee or a significant operational decision** a copy of the completed document should be attached as an appendix and published alongside the relevant report. A copy of **all** screenings should also be sent to equality@rotherham.gov.uk For record keeping purposes it will be kept on file and also published on the Council's Equality and Diversity Internet page.	
Date screening completed	23 January 2025
If relates to a Key Delegated Decision, **Executive Board**, **Council** or a **Significant Operational Decision** – **report date and date sent for publication**	
Date screening sent to Performance, Intelligence and Improvement equality@rotherham.gov.uk	23 January 2025

Will the decision/proposal impact…	Impact	If an impact or potential impacts are identified			
		Describe impacts or potential impacts on emissions from the Council and its contractors.	**Describe impact or potential impacts on emissions across Rotherham as a whole.**	**Describe any measures to mitigate emission impacts**	**Outline any monitoring of emission impacts that will be carried out**
Emissions from non-domestic buildings?	*Impact unknown*	Increases in emissions could be associated with maintenance and upgrades to properties whilst the ongoing decarbonisation and energy efficiency programmes including LED lighting replacements will result in a decrease in emissions.		Emissions associated with operational infrastructure investment is likely to be offset by ongoing decarbonisation programme.	This is not easily calculated due to the emissions relating to scope 3, or external factors due to contractor emissions. The councils direct emissions are reported annually as part of the climate change action plan.
Emissions from transport?	*Increase in emissions*	It is possible that investments in verge maintenance and road marking will increase the council's emissions from transport. Waste service route optimisation may contribute to limiting this.			This is not currently calculable. Overall emissions are reported annually for Council's transport and every 2 years for the Borough. Latest data is available on the Rotherham Data Hub.
Emissions from waste, or the quantity of waste itself?	*Reduction in emissions*		The expansion of Food Works to Rotherham may help reduce food waste and associated emissions.		This is not currently calculable. Overall emissions are reported annually for

					Council's transport and every 2 years for the Borough.
Emissions from housing and domestic buildings?	*Impact unknown*		HRA budget will lead to the delivery of more homes, all of which will increase the Borough's emissions through gas and electricity usage. The council's work to improve the thermal efficiency of council homes to EPC band C will reduce the emissions of existing council homes.	Work is ongoing through the Council's climate change programme to understand better the financial implications for net zero builds.	Monitored through Borough emissions every two years.
Emissions from construction and/or development?	*Increase in emissions*	Capital programme investment in existing buildings and thermoplastic road markings is likely to lead to a short-term increase in emissions. Strategic acquisitions of town centre buildings are likely to lead to emissions increases as these sites are bought forward for development.	Investments at Bassingthorpe Farm is likely to lead to future emissions from construction as the land is brought forward for housing development.		Not currently calculable.

Carbon capture (e.g. through trees)?	*Impact unknown*				Not currently calculable.
Identify any emission impacts associated with this decision that have not been covered by the above fields: There are also likely to be impacts from the council's investments, this may be mitigated by the council's policy on ESG (Environmental, Social and Governance) considerations.					

Please provide a summary of all impacts and mitigation/monitoring measures: This report is the Council's Budget and Council Tax Report 2025/26, it sets the Councils budgets for revenue and capital and provides the financial context and challenges that the Council is operating within. The report does aim to gain approval for the Councils budgets for 2025/26 and a number of new investment proposals in revenue and capital. However, any direct carbon impacts from those investments will be addressed as those investments are brought forward for delivery and only if those proposals are approved. These revenue investments will be subject to their own carbon impact assessments; though it should be recognised that budget setting does influence the likelihood of interventions being undertaken by providing the finances required for delivery. The comments in the table above summarise the potential impacts, and further detail would be available when individual schemes are brought forward.

Supporting information:	
Completed by: (Name, title, and service area/directorate).	Rob Mahon, AD Financial Services
Please outline any research, data, or information used to complete this [form].	
If quantities of emissions are relevant to and have been used in this form please identify which conversion factors have been used to quantify impacts.	
Tracking [to be completed by Policy Support / Climate Champions]	Tracking reference: CIA407 Katie Rockett, Climate Change Officer

This page is intentionally left blank

Rotherham Metropolitan Borough Council

Updated: 24 December 2024

FORWARD PLAN OF KEY DECISIONS
1 January 2025 – 31 March 2025

This is formal notice under the Local Authorities (Executive Arrangements) (Meetings and Access to Information) (England) Regulations 2012 of Key Decisions due to be taken by the Authority and of those parts of the Cabinet meeting identified in this Forward Plan will be held in private because the agenda and reports for the meeting will contain confidential or exempt information as defined in the Local Government Act 1972.

Contact Information:-

Democratic Services
Riverside House
Main Street
Rotherham
S60 1AE

Email: governance@rotherham.gov.uk
Tel: 01709 822477

What is the Forward Plan?
The Forward Plan contains all the key decisions the Council expects to take over the next three months. It will be refreshed monthly and will give at least 28 days' notice of any Key Decisions and, if applicable, the Cabinet's intention to discuss an item in private. This gives you the opportunity to submit relevant documents to the decision maker concerning any individual Key Decisions and draws to your attention any relevant constitution process.

What is a Key Decision?
A Key Decision is one which is likely to:-

- relate to the capital or revenue budget framework that is reserved to the Council, or
- result in income, expenditure or savings of £400,000 or greater, or
- have a significant effect on two or more wards

A Key Decision can be made by the Cabinet. The Forward Plan also includes some matters which are not Key Decisions under the heading "Decisions which are not Key Decisions".

What does the Forward Plan tell me?
The plan gives information about:

- what key decisions are to be made in the next three months.
- the matter in respect of which the decision is to be made.
- who will make the key decisions.
- when those key decisions are likely to be made.
- what documents will be considered.
- who you can contact for further information.

Who takes Key Decisions?
Under the Authority's Constitution, Key Decisions are taken by the Cabinet. Key Decisions are taken at public meetings of the Cabinet. The Cabinet meets once a month on a Monday at 10.00am at Rotherham Town Hall. Meeting dates for 2024/25 are:

10 June 2024	16 September 2024	18 November 2024	20 January 2025	17 March 2025	12 May 2025
8 July 2024	14 October 2024	16 December 2024	10 February 2025	14 April 2025	

Further information and Representations about items proposed to be heard in Private
Names of contact officers are included in the Plan.

If you wish to make representations that a decision which is proposed to be heard in private should instead be dealt with in public, you should contact Democratic Services by no later than five clear working days before the meeting. At the end of this document are extracts from the Local Government Act 1972 setting out the descriptions of information which may be classed as "exempt", and the definition of confidential information.

The members of the Cabinet and their areas of responsibility are: -

Councillor Chris Read	Leader of the Council
Councillor Dave Sheppard	Deputy Leader and Cabinet Member for Social Inclusion & Neighbourhood
Councillor Joanna Baker-Rogers	Cabinet Member for Adult Social Care and Health
Councillor Victoria Cusworth	Cabinet Member for Children and Young People
Councillor Saghir Alam	Cabinet Member for Finance & Safe and Clean Communities
Councillor Sarah Allen	Cabinet Member for Housing
Councillor Robert Taylor	Cabinet Member for Transport, Jobs and Local Economy

Decision title	Date added to the Forward Plan	What is the decision?	Cabinet Portfolio	Who will be consulted	Documents to be considered	Wards affected	Is the decision to be made in private	Directorate and contact for further information
KEY DECISIONS TO BE TAKEN ON 20 JANUARY 2025								
ADULT CARE, HOUSING AND PUBLIC HEALTH								
Re-commissioning of Rotherham's Domestic Abuse Refuge	November 2024	To re-commission and undertake a procurement exercise for Rotherham's Domestic Abuse Refuge.	Cabinet Member for Adult Social Care and Health	Cabinet Member and relevant Members.	Report and appendices	All Wards	Open	Ian Spicer Tel: 01709 255992 ian.spicer@rotherham.gov.uk
FINANCE AND CUSTOMER SERVICES								
November 2024-25 Financial Monitoring Report	November 2024	To note the current revenue and capital monitoring position and agree any required actions.	Cabinet Member for Finance & Safe and Clean Communities	Relevant Members, Officers and Stakeholders.	Report and appendices	All Wards	Open	Judith Badger Tel: 01709 822046 judith.badger@rotherham.gov.uk
REGENERATION AND ENVIRONMENT								
Bassingthorpe Farm Supplementary Planning Document	November 2024	To approve the draft Supplementary Planning Document for public consultation and to give authority to explore a collaborative working agreement.	Cabinet Member for Transport, Jobs and the Local Economy	Relevant Officers and Cabinet Member.	Report and appendices	Greasbrough; Rawmarsh West; Rotherham West	Part exempt Information relating to the financial or business affairs of any particular person (including the authority holding that information)	Andrew Bramidge Andrew.Bramidge@rotherham.gov.uk
Rotherham Archives and Local Studies Collections Policy Renewal	November 2024	To adopt the proposed policy for the management of Archives and Local Studies Collections and delegate future alterations and updates to the Policy to the Assistant Director in consultation with the Cabinet Member, in line with other collections management policies.	Deputy Leader and Cabinet Member for Social Inclusion & Neighbourhood Working	Relevant Members, Officers and Stakeholders	Report and appendices	All Wards	Open	Andrew Bramidge Andrew.Bramidge@rotherham.gov.uk
NON-KEY DECISIONS TO BE TAKEN ON 20 JANUARY 2025								

Decision title	Date added to the Forward Plan	What is the decision?	Cabinet Portfolio	Who will be consulted	Documents to be considered	Wards affected	Is the decision to be made in private	Directorate and contact for further information
ADULT CARE, HOUSING AND PUBLIC HEALTH								
Tenant Satisfaction Measures and Housing Regulatory Compliance Update	November 2024	To update on Housing Service delivery against the social housing regulations.	Cabinet Member for Housing	Relevant Members, officers and stakeholders.	Report and appendices	All Wards	Open	Ian Spicer Tel: 01709 255992 ian.spicer@rotherham.gov.uk
ASSISTANT CHIEF EXECUTIVE								
Council Plan and Year Ahead Delivery Plan Progress Update	November 2024	Report on progress against Council Plan performance and the Year Ahead Delivery Plan for 2024-25.	Leader of the Council	Relevant Members, Officers and Stakeholders.	Report and appendices	All Wards	Open	Jo Brown Tel: 01709 255269 jo.brown@rotherham.gov.uk
Outcomes from the Overview and Scrutiny Management Board relating to the Children's Commissioner's Takeover Challenge - Health and Wellbeing	November 2024	To receive the report and note the recommendations from the Children's Commissioner's Takeover Challenge – Health and Wellbeing.	Cabinet Member for Adult Social Care and Health	Relevant Members, Officers and Stakeholders.	Report and appendices	All Wards	Open	Jo Brown Tel: 01709 255269 jo.brown@rotherham.gov.uk
CHILDREN AND YOUNG PEOPLE'S SERVICES								
Cabinets Response to Scrutiny Review Recommendations - Preparation for Adulthood	October 2024	To formally respond to the Improving Lives Select Commission Review Recommendations – Preparation for Adulthood.	Cabinet Member for Children and Young People	Relevant Members, Officers and Stakeholders.	Report and appendices	All Wards	Open	Nicola Curley nicola.curley@rotherham.gov.uk
FINANCE AND CUSTOMER SERVICES								
New Applications for Business Rates Relief for Social Eyes	August 2024	To consider the recommendation for a new application for Business Rates discretionary relief.	Cabinet Member for Finance & Safe and Clean Communities	Relevant Members, Officers and Stakeholders.	Report and appendices	All Wards	Open	Judith Badger Tel: 01709 822046 judith.badger@rotherham.gov.uk
KEY DECISIONS TO BE TAKEN ON 10 FEBRUARY 2025								

Decision title	Date added to the Forward Plan	What is the decision?	Cabinet Portfolio	Who will be consulted	Documents to be considered	Wards affected	Is the decision to be made in private	Directorate and contact for further information
CHILDREN AND YOUNG PEOPLE'S SERVICES								
Special Education Needs and Disability (SEND) Sufficiency Update (Safety Valve)	November 2024	To provide the annual update on SEND sufficiency (Safety Valve).	Cabinet Member for Children and Young People	Relevant Members, Officers and Stakeholders.	Report and appendices	All Wards	Open	Nicola Curley nicola.curley@rotherham.gov.uk
Special Educational Needs and Disabilities (SEND) Strategy & Alternative Provision (AP) Strategy	November 2024	To approve the Special Educational Needs and Disabilities (SEND) Strategy & Alternative Provision (AP) Strategy.	Cabinet Member for Children and Young People	Relevant Members, Officers and Stakeholders.	Report and appendices	All Wards	Open	Nicola Curley nicola.curley@rotherham.gov.uk
FINANCE AND CUSTOMER SERVICES								
Budget and Council Tax Report 2025-26	November 2024	That Cabinet recommend to Council: • To approve the Budget and Financial Strategy for 2025/26. • To approve the updated Medium Term Financial Strategy (MTFS) to 2026/27. • To approve the Reserves Strategy. • To approve the proposed increase in Council Tax. To approve the Council's updated Capital Programme 2024/25 to 2026/27.	Cabinet Member for Finance & Safe and Clean Communities	Relevant Members, Officers and Stakeholders.	Report and appendices	All Wards	Open	Judith Badger Tel: 01709 822046 judith.badger@rotherham.gov.uk
December 2024/25 Financial Monitoring Report	November 2024	To note the current revenue and capital monitoring position and agree any required actions.	Cabinet Member for Finance & Safe and Clean Communities	Relevant Members, Officers and Stakeholders.	Report and appendices	All Wards	Open	Judith Badger Tel: 01709 822046 judith.badger@rotherham.gov.uk
Business Rates Discretionary Relief Renewals in 2025/26	November 2024	To consider the recommendation for the annual renewal applications for Business Rates Discretionary Relief.	Cabinet Member for Finance & Safe and Clean Communities	Relevant Members, Officers and Stakeholders.	Report and appendices	All Wards	Open	Judith Badger Tel: 01709 822046 judith.badger@rotherham.gov.uk
Property Transactions	August 2024	To consider any recommendations for property transactions, including disposals, acquisitions, leases and licenses.	Cabinet Member for Transport, Jobs and the Local Economy	Relevant Members, Officers and Stakeholders.	Report and appendices	All Wards	Open	Judith Badger Tel: 01709 822046 judith.badger@rotherham.gov.uk

Decision title	Date added to the Forward Plan	What is the decision?	Cabinet Portfolio	Who will be consulted	Documents to be considered	Wards affected	Is the decision to be made in private	Directorate and contact for further information
REGENERATION AND ENVIRONMENT								
Climate Emergency Annual Report	November 2024	Approve the Climate Change Action Plan noting the key achievements and opportunities summarised in this report.	Cabinet Member for Transport, Jobs and the Local Economy	Relevant officers, Cabinet Member and relevant Ward Members.	Report and appendices	All Wards	Open	Andrew Bramidge Andrew.Bramidge@rotherham.gov.uk
Highway Adoptions Procedure (Section 38 Highways Act 1980)	November 2024	To publish the procedure and guidance documents to assist developers wishing to enter the Section 38 process. Also to align fees and charges with our neighbouring local authorities.	Cabinet Member for Transport, Jobs and the Local Economy	Relevant officers and Cabinet Member.	Report and appendices	All Wards	Open	Andrew Bramidge Andrew.Bramidge@rotherham.gov.uk
Strategic Community Infrastructure Levy (CIL)	December 2024	To approve the allocation of Strategic Community Infrastructure Levy (CIL) funding.	Cabinet Member for Transport, Jobs and the Local Economy	Relevant Members, Officers and Stakeholders.	Report and appendices	All Wards	Part exempt Information relating to the financial or business affairs of any particular person (including the authority holding that information)	Andrew Bramidge Andrew.Bramidge@rotherham.gov.uk
Rotherham Employment and Skills Strategy	November 2024	To approve the Rotherham Employment and Skills Strategy.	Cabinet Member for Transport, Jobs and the Local Economy	Relevant Members, officers and stakeholders.	Report and appendices	All Wards	Open	Andrew Bramidge Andrew.Bramidge@rotherham.gov.uk
NON-KEY DECISIONS TO BE TAKEN ON 10 FEBRUARY 2025								
ADULT CARE, HOUSING AND PUBLIC HEALTH								
Housing Delivery Programme Report 2024-25 – Update	November 2024	To provide an update on the Housing Delivery Programme 2024/25 in accordance with the decision taken at July Cabinet.	Cabinet Member for Housing	Cabinet Member.	Report and appendices	All Wards	Part exempt Information relating to the financial or business affairs of any particular person (including the authority holding that information)	Ian Spicer Tel: 01709 255992 ian.spicer@rotherham.gov.uk

Decision title	Date added to the Forward Plan	What is the decision?	Cabinet Portfolio	Who will be consulted	Documents to be considered	Wards affected	Is the decision to be made in private	Directorate and contact for further information
FINANCE AND CUSTOMER SERVICES								
New Application for Business Rates Relief	November 2024	To consider the recommendation for a new application for Business Rates discretionary relief.	Cabinet Member for Finance & Safe and Clean Communities	Relevant Members, Officers and Stakeholders.	Report and appendices	All Wards	Open	Judith Badger Tel: 01709 822046 judith.badger@rotherham.gov.uk
KEY DECISIONS TO BE TAKEN ON 17 MARCH 2025 OR LATER								
ADULT CARE, HOUSING AND PUBLIC HEALTH								
Housing Capital Programme 2025-28	December 2024	To agree the 2025-28 Housing Capital Programme.	Cabinet Member for Housing	Relevant Members, Officers and Stakeholders.	Report and appendices	All Wards	Open	Ian Spicer Tel: 01709 255992 ian.spicer@rotherham.gov.uk
Review of the Non-Residential Charging Policy	December 2024	To agree the updated Non-Residential Charging Policy.	Cabinet Member for Adult Social Care and Health	Relevant Members.	Report and appendices	All Wards	Open	Ian Spicer Tel: 01709 255992 ian.spicer@rotherham.gov.uk
Moving Rotherham Partnership Delivery of Place Expansion Grant	December 2024	Approval for delivery of Sport England Place Expansion grant in line with Sport England development bid proposal.	Cabinet Member for Adult Social Care and Health	Relevant Members, Officers and Stakeholders.	Report and appendices	All Wards	Open	Ian Spicer Tel: 01709 255992 ian.spicer@rotherham.gov.uk
ASSISTANT CHIEF EXECUTIVE								
Agreement of a new Council Plan - March 2025	December 2024	To agree a new Council Plan for the borough.	Leader of the Council	Relevant Members, Officers and Stakeholders.	Report and appendices	All Wards	Open	Jo Brown Tel: 01709 255269 jo.brown@rotherham.gov.uk
CHILDREN AND YOUNG PEOPLE'S SERVICES								
Early Help Strategy: Family Help in Rotherham Year 1 Update	December 2024	To provide an update on the implementation of the Early Help Strategy, 1 year on.	Cabinet Member for Children and Young People	Relevant Members, Officers and Stakeholders.	Report and appendices	All Wards	Open	Nicola Curley nicola.curley@rotherham.gov.uk

Decision title	Date added to the Forward Plan	What is the decision?	Cabinet Portfolio	Who will be consulted	Documents to be considered	Wards affected	Is the decision to be made in private	Directorate and contact for further information
FINANCE AND CUSTOMER SERVICES								
Property Transactions	August 2024	To consider any recommendations for property transactions, including disposals, acquisitions, leases and licenses.	Cabinet Member for Transport, Jobs and the Local Economy	Relevant Members, Officers and Stakeholders.	Report	All Wards	Open	Judith Badger Tel: 01709 822046 judith.badger@rotherham.gov.uk
REGENERATION AND ENVIRONMENT								
Rotherham Roads Programme 2025/26	December 2024	To note the proposed Rotherham Roads Programme 2025/26 and delegate authority to the Strategic Director, Regeneration and Environment to approve the final programme.	Cabinet Member for Transport, Jobs and the Local Economy	Relevant Members, Officers and Stakeholders.	Report and appendices	All Wards	Open	Andrew Bramidge Andrew.Bramidge@rotherham.gov.uk
Licensing Act 2003 - Statement of Licensing Policy & Cumulative Impact Policy	December 2024	To approve the reviewed Statement of Licensing Policy and Cumulative Impact Statement.	Cabinet Member for Transport, Jobs and the Local Economy	Relevant Members, Officers and Stakeholders.	Report and appendices	All Wards	Open	Andrew Bramidge Andrew.Bramidge@rotherham.gov.uk
Place Based Investment Strategy (Phase 2)	December 2024	To approve Rotherham's Place Based Investment Strategy.	Cabinet Member for Transport, Jobs and the Local Economy	Relevant Members, Officers and Stakeholders.	Report and appendices	All Wards	Open	Andrew Bramidge Andrew.Bramidge@rotherham.gov.uk
Transport Capital Programme 2025/2026	December 2024	To approve the Transport Capital Programme for 2025/2026.	Cabinet Member for Transport, Jobs and the Local Economy	Relevant Members, Officers and Stakeholders.	Report and appendices	All Wards	Open	Andrew Bramidge Andrew.Bramidge@rotherham.gov.uk
NON-KEY DECISIONS TO BE TAKEN ON 17 MARCH 2025 OR LATER								
FINANCE AND CUSTOMER SERVICES								
New Applications for Business Rates Relief	December 2024	To consider the recommendation for a new application for Business Rates discretionary relief.	Cabinet Member for Finance & Safe and Clean Communities	Relevant Members, Officers and Stakeholders.	Report and appendices	All Wards	Open	Andrew Bramidge Andrew.Bramidge@rotherham.gov.uk
REGENERATION AND ENVIRONMENT								

Decision title	Date added to the Forward Plan	What is the decision?	Cabinet Portfolio	Who will be consulted	Documents to be considered	Wards affected	Is the decision to be made in private	Directorate and contact for further information
Modern Slavery Transparency Statement - Annual Refresh	December 2024	To approve the annual refresh of the Councils Modern Slavery Transparency Statement and agree publication.	Cabinet Member for Finance & Safe and Clean Communities	Relevant Members, Officers and Stakeholders.	Report and appendices	All Wards	Open	Andrew Bramidge Andrew.Bramidge@rotherham.gov.uk

LOCAL GOVERNMENT ACT 1972 SCHEDULE 12A
ACCESS TO INFORMATION: EXEMPT INFORMATION
PART 1
DESCRIPTIONS OF EXEMPT INFORMATION: ENGLAND

1. Information relating to any individual.
2. Information which is likely to reveal the identity of an individual.
3. Information relating to the financial or business affairs of any particular person (including the authority holding that information).
4. Information relating to any consultations or negotiations, or contemplated consultations or negotiations, in connection with any labour relations matter arising between the authority or a Minister of the Crown and employees of, or office holders under, the authority.
5. Information in respect of which a claim to legal professional privilege could be maintained in legal proceedings.
6. Information which reveals that the authority proposes –
    a. to give under any enactment a notice under or by virtue of which requirements are imposed on a person; or
    b. to make an order or direction under any enactment.
7. Information relating to any action taken or to be taken in connection with the prevention, investigation or prosecution of crime.

PART 2
QUALIFICATIONS: ENGLAND

Paragraphs 1-8 repealed.

9 Information is not exempt information if it relates to proposed development for which the local planning authority may grant itself planning permission pursuant to regulation 3 of the Town and Country Planning General Regulations 1992.

10 Information which –
    a. falls within any of paragraphs 1 to 7 above; and
    b. is not prevented from being exempt by virtue of paragraph 8 or 9 above, is exempt information if and so long, as in all the circumstances of the case, the public interest in maintaining the exemption outweighs the public interest in disclosing the information

LOCAL GOVERNMENT ACT 1972
SECTION 100A(3) – DEFINITION OF CONFIDENTIAL INFORMATION

Confidential information means –
a. information furnished to the council by a Government department upon terms (however expressed) which forbid the disclosure of the information to the public; and
b. information the disclosure of which to the public is prohibited by or under any enactment or by the order of a court;
and, in either case, the reference to the obligation of confidence is to be construed accordingly.