

Summary Sheet

Name of Committee and Date of Committee Meeting

Overview and Scrutiny Management Board – 30 January 2019

Report Title

High Needs Finance Update and Budget Sustainability Options

Is this a Key Decision and has it been included on the Forward Plan?

No

Report Author(s)

Jenny Lingrell Assistant Director Commissioning, Performance & Inclusion
Neil Hardwick Head of Finance CYPS

Ward(s) Affected

Borough-wide

Summary

This paper summarises the increase in the number of Education and Health Care Plans, the growth in demand for specialist provision and the financial position in 2018/19 of the High Needs Block of the Dedicated Schools Grant (DSG) and the revised cumulative deficit. The recent growth in volume through increased demand for special educational places and the impact on cost is outlined and compared against previous years.

The High Needs Block Recovery Plan aims to bring in-year expenditure in line with the annual budget allocation and focus on a longer term plan which will contribute to reducing the cumulative deficit. (*Appendix 4 – High Needs Block Current Spend & Future Years Projected Spend*)

Recommendations

- Note the growth in Education and Health Care Plans in Rotherham.
- Note the increased demand for Specialist Education provision.
- Note the actions in place to mitigate and minimise forecast pressure in 2018/19.
- Note the in-year High Needs forecast of expenditure of £4.537m as per September 2018
- Approve option 3 to implement a recovery plan which will enable future budget sustainability.

Background Papers

SEND Sufficiency Report to Cabinet (February 2018)

1. Background

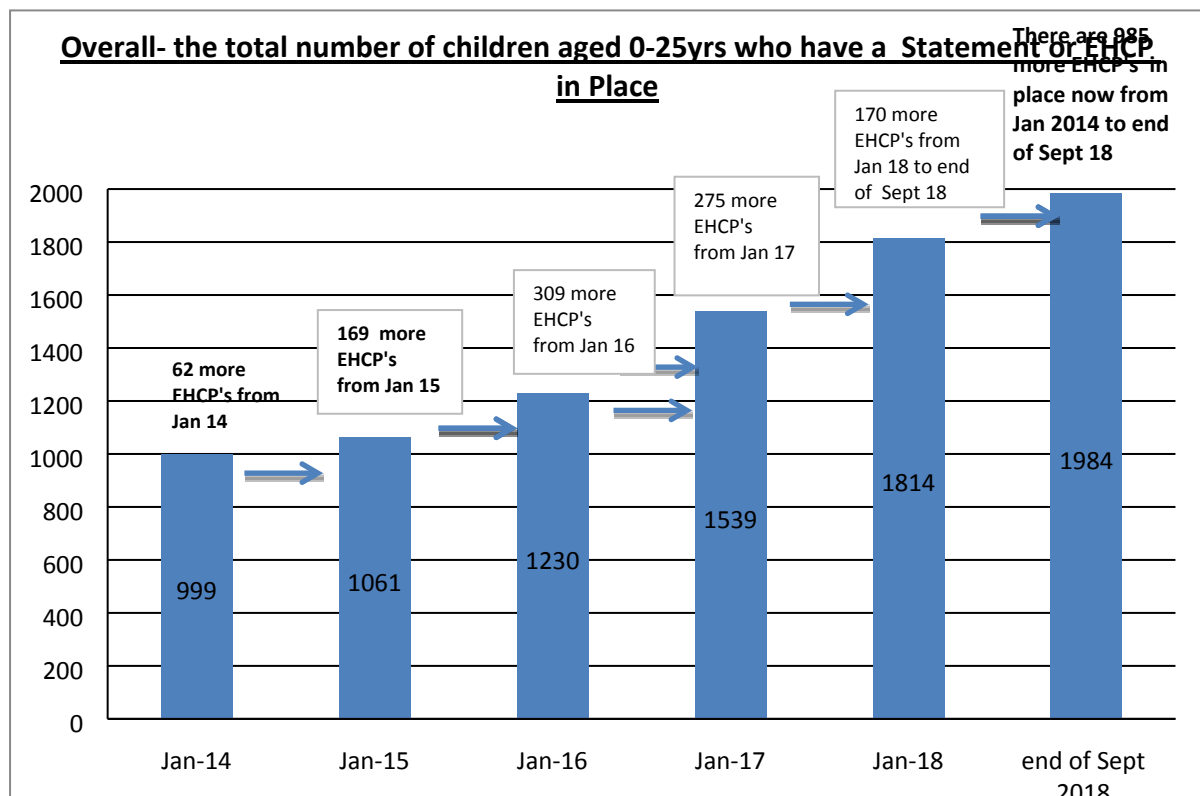
- 1.1 Rotherham faces considerable pressure in continuing to meet the needs of pupils with Special Educational Needs and Disabilities (SEND). There are increasing numbers of pupils with an Education, Health and Care Plan (EHCP) and in-borough special school provision is currently over-subscribed.
- 1.2 Wherever possible children and young people should have their needs met in their chosen mainstream setting, educated alongside their peers within their local community. However for children with more complex needs specialist settings are sometimes more appropriate. Whether they are educated in mainstream schools or through specialist provision, these children and young people have a right to have their educational needs delivered. Funding for specialist education provision is provided from the High Needs Budget – part of the Dedicated Schools Grant (DSG).
- 1.3 The Dedicated Schools Grant is a ring-fenced grant from the Department for Education (DfE) to fund education provision. It is made up of four funding blocks:
 - Schools – Individual mainstream schools and academies.
 - High Needs – funding for the education of pupils with an identified Special Educational Need (SEN) and normally subject to an Education, Health and Care Plan (EHCP). The funding is for pupils from ages 0-25 in a range of provision including special schools, mainstream schools, alternative provision and independent specialist provision. It also contributes to council expenditure for High Needs support services.
 - Early Years – Two Year old Funding; Early Years Funding in Schools and Private, Voluntary and Independent provision (PVI); and local authority retained expenditure for under five year olds.
 - Central School Services – funding for retained duties and on-going responsibilities (former ESG, central licences managed by the ESFA, admissions)
- 1.4 Schools, Early Years Services and Central School Services are delivered within their respective funding block allocation. The High Needs Block in Rotherham is over spending. This position is consistent with the majority of local authorities.
- 1.5 Rotherham is a relatively low funded authority and has seen significant pressures on the High Needs Block for many years. The funding for this block has historically been at less than 10% of the overall DSG (*Appendix 1 – High Needs Budget as a Percentage of Overall DSG*). The High Needs Budget allocation has increased year on year but, partly due to Rotherham's low funding baseline compared to neighbouring boroughs and nationally, the budget uplifts have not been sufficient to match the acceleration in demand and increase in the cost of provision.

- 1.6 During 2017/18 the ESFA required local authorities to undertake a historic spend data DSG block realignment exercise. The High Needs block was realigned after taking account of a £2.9 million transfer from the Schools block in 2016/17 and an additional £3 million transfer in 2017/18. Prior to this exercise Rotherham consistently had a lower High Needs allocation than its statistical neighbours and the transfers helped limit the impact of rising costs associated with the increasing demand for SEND provision in the borough. (*Appendix 2 – High Needs Block Financial Position*).
- 1.7 Under the high needs national funding formula, Rotherham is set to be a gaining authority if/when the formula is implemented in full. Following the realignment exercise the baseline for Rotherham in 2017/18 was £28.5m and the NFF modelling has shown the allocation should rise by 8.8% to £31m. Due to the central government not being able to afford to implement the proposals in full immediately these are being phased in and the maximum uplift in 2018/19 was 3% with a further 3% expected for 2019/20.
- 1.8 During recent years Rotherham has faced growing pressure on the High Needs Budget which has resulted in year on year deficits. In 2015/16 the High Needs in-year deficit was £1.004m; in 2016/17 it was £4.632m (a cumulative deficit of £5.636m); in 2017/18 it was £5.098m (a cumulative deficit of £10.735m) and in 2018/19 it is forecast to be £4.537m (a cumulative deficit of £15.272m)
- 1.9 Over the same three year period the number of children and young people with EHCPs and their predecessor SEN has grown. In 2015/16 (Jan-16) the number of EHCP/SEN was 1,230; in 2016/17 (Jan-17) it was 1,539; in 2017/18 the number rose to 1,958 and at the end of September is 1,984.
- 1.10 In addition to providing education provision for children with SEND the High Needs Block also funds Alternative Provision for those pupils that have been excluded from schools and academies into Pupil Referral Units. The number of pupils in Alternative provision has increase from 146 in January 15 to 191 in May 18.
- 1.11 In 2017/18, 41 children were permanently excluded from secondary school, an increase of 10 from the previous year; of these only 10% had an EHCP. Three children were permanently excluded from primary school during the same period, one of these children had an EHCP.

2. Key Issues

- 2.1 The number of EHCPs or Statement of Educational Need (SEN) in Rotherham is 1,984 as at the end of September 2018. A deficit on the high needs budget has been evident for the last three years in spite of increases to the annual allocation. Over the same period, the number of children and young people with EHCPs has dramatically increased. The high needs budget has increased, through annual uplifts and transfers of funding from the Schools Block, however this has not been sufficient to keep up with demand for specialist and bespoke education places.

Graph 1: Number of Children with EHCP (or SEN)



2.2 In September 2017, The Association of Directors of Children’s Services (ADCS) issued a survey to all directors of children’s services in order to develop a better understanding of the pressures on High Needs funding. The survey aimed to quantify the financial pressures on High Needs budgets while also identifying the key contextual drivers creating the demand for High Needs funding.

2.3 85 local authorities, from 152 top-tier authorities in England, responded to the survey. 68 local authorities reported an overspend on the High Needs Block budget totalling £140m in 2016/17. Local authorities managed this overspend by:

- Utilising DSG reserves, as a result a number of local authorities reported that their DSG reserves are now either depleted or in deficit.
- Transferring funding from the schools and early years block within the DSG.
- Carrying the High Needs block deficit forward into the current financial year.

2.4 There has been a significant increase in the number of children with SEND who require High Needs support due to:

- The extension of support to young people up to the age of 25 (previously up to age 19) for which local authorities have received no additional funding.
- The needs of children with special educational needs and/or disabilities are becoming more complex and this is driving increased financial pressures across the system.
- There is a shortage of local specialist educational provision to meet need, particularly in relation to ASD and SEMH, and this is resulting in increased specialist placements with independent providers, some of which are located outside of the local area.

- Local authorities are also seeing increased demands for top-up funding across all settings
- 2.5 The DfE have recently provided information for 2010 - 2018 and this shows growth in EHCPs across most age groups, however in terms of provision the number of EHCPs in mainstream education has remained constant with significant growth in special schools, independent providers and further education, see *appendix 3* for details.
- 2.6 The demand in Rotherham is attributed to combination of those factors evidenced through the ADCS survey. Rotherham's High Needs budget allocation has gone up, but at a much slower rate than demand. If spend per child were capped to achieve a balanced budget there would be a risk that we were not performing our statutory duties to meet the needs of children and support them to achieve positive outcomes. Where parents feel that the local area has not responded to assessed need appropriately this can be escalated through a tribunal process, incurring additional costs.
- 2.7 The immediate aim needs to be for a re-basing of the high needs budget and the implementation of the SEND Sufficiency Strategy – Cabinet paper in February 2018 – to create more local cost effective provision to a level that is sustainable over the long term. In addition to the SEND Sufficiency Strategy, a Social Emotional and Mental Health (SEMH) Strategy is in development which will set out partnership actions to prevent needs from escalating and reduce the number of fixed term exclusions.
- 2.8 The council has met demand for SEND placements via the commissioning of places not just in mainstream but in special schools, sixth form provision, alternative provision and independent specialist provision. An increase in pupils needing special school provision and specialist provision in other settings has also led to increase costs. Insufficient places in specialist provision remains an issue in the borough. This has been mitigated to a degree with 135 new special school places being utilised compared to January 2015 and was further addressed through the implementation of the SEND Sufficiency Report, approved by Cabinet in February 18.
- 2.9 Further development of a 19-25 education provision in partnership with Newman Special School has created 15 new places at a new site, The Rotherham, Opportunities College (The ROC) from September 2018 with a further 10 places becoming available from September 2019. The current costs of an Out of Authority (OOA) school placement for post 19 provision ranges from £60,000 to £90,000 per annum, which equates to between £300,000-£450,000 per child if they were in this provision for five years (to 25 years). The proposed funding to meet the same kind of needs is currently set at £25,000 per annum equalling £125,000 over five years.
- 2.10 Continuing development of a specialist residential provision for children and young people with SEND at Rainbows Corner, would see the opportunity to return to Rotherham, up to 5 five young people in Out of Authority residential and education provision, realising efficiencies and costs savings from the Children's Social Care budget and the High Needs Block

2.11 The table below shows the educational setting for children and young people with education and health care plans and where there are increases (and pressures) in terms of placements

Table 2: Education Placement Mix – January 2015 to September 2018

	Number of EHCP/SEN Jan-15	EHCPs across settings Jan-15	Number of EHCP/SEN Sept 2018	EHCPs across settings Sep-18
Total	1,061		1984	
Rotherham Mainstream Education	433	40.80%	580	29.23%
Rotherham Special Schools	535	50.40%	683	34.43%
Rotherham - Pupil Referral Units	17	1.60%	87	4.39%
Out of Authority Provision	68	6.40%	236	11.90%
Rotherham Other Provision (P-16 & EOTAS)	8	0.80%	360	18.15%

	EHCP Growth	EHCP growth across	Percentage of additional EHCP places compared to Jan-15
	Jan-15 to Sep-18	Settings %	
Total	923		
Rotherham Mainstream Education	147	15.93%	33.95%
Rotherham Special Schools	148	16.03%	27.66%
Rotherham Pupil Referral Units	70	7.58%	411.76%
Out of Authority Provision	168	18.20%	247.06%
Rotherham Other Provision (P-16 & EOTAS)	352	38.14%	4,400.00%

2.12 In table 2 the areas of cost pressure are clear. All settings have experienced increased demand since 2015. Use of out of authority places has more than doubled.

2.13 The latest high needs budget monitoring for September 2018 is forecasting an in-year overspend of £4.537m. The forecast cumulative deficit at the end of the 2018/19 financial year would be £15.272m (see table 1 for details).

Table 1: Financial Deficit and Rise in EHCPs

Year	In-Year Deficit (£m)	Cumulative Deficit (£m)	No. of EHCP or SEN	Rise in EHCP from previous year
2015/16	1.005	1.005	1,230	169
2016/17	4.631	5.636	1,539	309
	5.098	10.735	1,814	275
2018/19	4.537	15.272	1,984	170

2.14 A breakdown of spend on the High Needs Block is provided in *Appendix 4*. The document provides the 2017/18 outturn, the forecast spend in 2018/19 generating the £4.5m overspend and the estimated spend in 2019/20 and 2020/21 leading to a balanced annual budget.

2.15 The High Needs Fair Funding Formula indicative allocation for Rotherham is due to increase compared to the 2018/19 level, rising to approximately £30.6m by 2019/20. Based on current estimated spending levels of £35m (2019/20 forecast) this would still be £4.4m short of the current funding levels for educating children with identified special educational needs and disabilities.

2.16 The main areas of increased spend are in the following areas:

- Special School Places
- Top Up Funding
- Alternative Provision (PRU's)
- Out of Authority Placements (OoA)

2.17 One of most significant impact on the high needs budget is as shown in table 3.

Table 3: Spend on out of authority placements

Year	OoA Spend £m	Increase £m
2016/17	6.207	1.622
2017/18	7.952	1.745
2018/19	8.450	0.498

2.18 Out of authority placements are a combination of independent specialist provision, residential schools and complex care placements linked to LAC children.

2.19 The complex care placements are joint funded by social care, health and education and are also a significant pressure on the social care and health budgets. The strategy to provide provision for these places locally will not only benefit the High Needs Block but also generate cost reductions for health and social care.

2.20 The strategy over the coming years is to develop sufficient provision in Rotherham as outlined in the SEND Sufficiency Strategy (*see Appendix 5*) and development of more local provision reducing the reliance on out of authority provision to in borough. In doing so the average saving per place is estimated to be £30,000 per annum.

2.21 It is essential that all planning is informed by a robust understanding of current and projected demand and that any placement moves are undertaken in the context of a child's wider care plans.

- 2.22 The number of children placed out of the authority is 236 (September 2018). The predominant presenting needs are in relation to children diagnosed with Autism spectrum disorder, children with social emotional and mental health needs and children between the ages of 16 and 25. Work is ongoing to address this need through forging creative partnerships with local providers and neighbouring local authorities. This work will enable us to avoid placing additional children out of authority and to move some children back to an educational placement in Rotherham, wherever this is appropriate and will support children to achieve positive outcomes.
- 2.23 The recovery plan is to reduce by 50 (over the next two years) the number of children currently educated outside of Rotherham in higher cost settings by creating provision in the area, the average full year saving per place would be £30,000.
- 2.24 An SEMH Strategy for Rotherham is currently being co-produced and will set out a number of partnership activities to address the needs of children with SEMH effectively and reduce demand for higher tier services, including alternative provision. The Strategy will recommend a review of inclusion services to ensure they are value for money, high quality and appropriate to meet demand.
- 2.25 Additional actions to control expenditure include:
- Utilise all existing placements in the borough
 - Review Top Up arrangements
 - Final approval through the AD Commissioning and Performance for all additional funding requests
 - Strengthen parent and carer knowledge the offer from available and suitable Rotherham provision in the early stages of the Education, Health and Care Plan process to minimise out of authority parental preference.
 - To continue to work with schools to maintain pupils in mainstream settings wherever possible.
- 2.26 The in-year actions described above are all aimed at limiting the anticipated over spend in 2018/19 to £4.5m and if possible to reduce it down. The main financial benefits from the work underway and outlined above will be realised in 2019/20 and 2020/21 financial years.

Currently out to consultation with schools

- 2.27 Transfer 1.5% of the schools block to the high needs block in 2019/20. This would transfer approximately £2.7m into the high needs budget for 2019/20. In 2018/19 0.5% (£0.9m) was transferred to the High Needs block.

2019/20 and Future Year Actions

- 2.28 As already mentioned a minimum transfer of 1.5% in 2019/20 has been requested from the Schools Block and it is the intention to propose, if permissible, a similar request for 2020/21 in order to achieve a balanced high needs budget position going forward.

Cumulative Deficit Reduction

2.29 In order to address and start to reduce the cumulative deficit on the high needs budget a greater than 0.5% transfer from the schools DSG block will be necessary. The strategy is to submit a disapplication request of 1.5% in 2019/20 in order to direct £2.7m from the schools block into the high needs allocation. This option is affordable for Rotherham mainstream schools given their relative funding level compared to statistical neighbours. Furthermore it is assessed as a fair deduction given the fact that the Rotherham DSG allocation for mainstream schools is increasing by 2.1% from the 2017-18 baseline due to the new national funding formula.

3. Options considered and recommended proposal

3.1 Option 1: Do nothing – this is not a realistic option given the existing growing pressures on the budget and predicted continued growth in demand.

3.2 Option 2: To implement the SEND Sufficiency Strategy and reduce the number of children and young people in out of area by 50 the next 2 years. This would save in the region of £1.5m per annum from 2020/21. In addition pursue the additional actions to control spend as outlined in para 3.25. It would not deal with the existing and future annual financial pressures or address the £15.272m cumulative deficit.

3.3 Option 3: As per option 2 with an additional proposal to redirect £2.7m from the Schools Block of the DSG to address the annual financial pressures and reduce the cumulative deficit. With regard to a re-direction of funding from the 2019/20 Schools Block a consultation was issued on 23rd October 2018 to all schools with the outcome to be presented to Schools Forum on November 9th 2018.

4. Consultation

4.1 Consultation has been ongoing through the Schools Forum and the Finance and High Needs Sub-Groups.

4.2 All schools and academies have until 7th November to return their school consultation questionnaires, which includes a proposal to redirect £2.7m (1.5%) of funding from the Schools Block to the High Needs Block. The outcomes of the consultation will be presented in a report to Schools Forum on 9th November 2018.

5. Timetable for Decision Making

5.1 Consultation regarding any changes and recommendations to inclusion support services will commence in the autumn term.

5.2 As outlined above a proposal to transfer 1.5% from the 2019/20 schools block allocation to the high needs block will be consulted on in the autumn and subject to a Schools Forum vote in November 2018.

5.3 The deadline for a disapplication request to the Department of Education regarding the transfer of more than 0.5% of the Schools Block to the High Needs Block is the 30th November 2018.

6. Financial Implications

6.1 The financial implications are contained within sections 3 and 4.

6.2 Finance and Performance monitoring reports for the High Needs Block will be provided to Schools Forum on a period basis. In addition an update on the in-year DSG position is a standing section in the Council's Budget Monitoring Report to Cabinet. Regular finance and progress reports will be submitted to Schools Forum.

6.3 In 2019/20 and 2020/21 there is an element of growth factored into the financial projections however if this is exceeded it will negatively impact on the in-year financial forecast.

Appendix 1 – High Needs Budget as a Percentage of Overall DSG

Dedicated schools grant: 2017-18 allocations local authority summary	2013-14 DSG allocations prior to deductions for academies recoupment and direct funding of high needs places by ESFA			2014-15 DSG allocations prior to deductions for academies recoupment and direct funding of high needs places by ESFA			2015-16 DSG allocations prior to deductions for academies recoupment and direct funding of high needs places by ESFA			2016-17 DSG allocations prior to deductions for academies recoupment and direct funding of high needs places by ESFA			2017-18 DSG allocations prior to deductions for academies recoupment and direct funding of high needs places by ESFA			2018-19 DSG allocations prior to deductions for academies recoupment and direct funding of high needs places by ESFA		
	As % of total	2013-14 high needs block allocation (£million)	2013-14 total DSG allocation (£million)	As % of total	2014-15 high needs block allocation (£million)	2014-15 total DSG allocation (£million)	As % of total	2015-16 high needs block allocation (£million)	2015-16 total DSG allocation (£million)	As % of total	2016-17 high needs block allocation (£million)	2016-17 total DSG allocation (£million)	As % of total	2017-18 high needs block allocation (£million)	2017-18 total DSG allocation (£million)	As % of total	2018-19 high needs block allocation (£million)	2018-19 total DSG allocation (£million)
Dudley	12.6%	29.42	234.32	12.7%	29.96	235.28	13.2%	30.79	232.95	13.3%	31.48	235.81	12.6%	30.85	243.94	12.3%	30.79	250.00
St Helens	13.4%	17.06	127.05	13.6%	17.35	127.99	14.2%	18.11	127.14	14.3%	18.35	128.64	13.9%	18.65	134.23	15.4%	21.49	139.89
Tameside	8.1%	13.81	171.09	8.3%	14.42	174.48	8.6%	15.00	173.69	8.4%	14.98	178.07	10.1%	19.03	187.81	9.9%	19.40	195.03
Wigan	10.6%	24.20	227.47	10.9%	25.05	229.10	11.3%	26.00	229.12	11.5%	26.47	230.75	11.3%	27.44	243.34	11.3%	28.20	249.11
Barnsley	11.2%	17.43	155.47	11.3%	17.74	156.50	11.7%	18.60	159.54	11.9%	18.88	159.24	12.4%	21.53	173.09	12.1%	21.86	181.00
Doncaster	12.2%	26.32	215.64	12.3%	26.93	219.56	12.5%	27.84	222.30	12.4%	28.07	226.64	12.3%	28.93	235.12	12.3%	29.73	242.28
Rotherham	9.0%	19.28	213.85	9.3%	20.12	217.04	9.6%	20.86	217.02	9.6%	21.18	220.05	11.3%	25.73	228.45	12.6%	29.52	234.82
Wakefield	9.5%	22.57	237.10	9.7%	23.24	240.32	9.9%	23.85	240.27	10.0%	24.45	245.23	10.5%	27.07	258.28	10.8%	28.76	266.61
Hartlepool	13.2%	9.90	74.85	13.0%	9.85	75.55	14.1%	10.48	74.36	14.2%	10.62	74.69	13.4%	10.59	79.30	13.1%	10.56	80.58
Redcar and Cleveland	13.8%	14.87	107.41	13.7%	14.71	107.43	14.1%	14.95	106.29	14.1%	15.07	106.80	14.3%	16.11	112.38	13.9%	16.01	114.82
North East Lincolnshire	14.3%	15.44	107.78	14.3%	15.63	109.65	13.1%	15.92	121.17	13.5%	16.12	119.22	13.4%	17.11	127.75	13.5%	17.68	130.60
North Lincolnshire	11.8%	13.72	116.18	12.0%	14.09	117.3	12.3%	14.78	119.88	12.2%	14.90	122.47	12.3%	15.56	126.37	12.4%	16.23	130.44
Telford and Wrekin	12.8%	15.53	121.06	12.7%	15.64	122.72	12.7%	16.18	127.64	12.4%	16.45	132.35	14.5%	20.15	139.02	14.6%	21.29	145.76
In-Year Block Transfer		0			1.16			2.94			2.99			3.00				
Revised Rotherham High Needs Budget					21.28			23.8			24.17			28.73				29.52

Rotherham has consistently had a lower high needs allocation than statistical neighbours.

The impact of this has been exacerbated during the last two years due to the increase in demand for specialist placements, this coming as a direct result of the significant rise in EHCPs.

Plans for developing local provision at a lower cost are progressing and will provide greater choice and varied provision, for SEMH in particular. This will mean that some of the more expensive out of authority costs are avoided in future years.

Appendix 2-High Needs block Financial Position

2014 to 2020

Year	HNB Allocation (£) (Note 1)	HNB Allocation after deductions (£) (Note 2)	Value of any transfer from Schools Block (£)	Value of any transfer from/to Early Years Block (£)	Final cash value of HNB (£)	Carry Forward Deficit Adjustments	Final High Needs Block	Actual Spend (£) (Note 3)	Over (Under)-spend (£) (Note 4)	Cumulative Deficit in Grant Reserve
(a)	(b)	(c)	(d)	(e)	(f) = (c) + (d) + (e)			(f)	(g) = (f) – (e)	
2014-15	20,549,574	19,272,155	1,158,474	1,009,366	21,439,995	-1,353,666	20,086,329	21,096,544	1,010,215	0
2015-16	20,779,662	19,553,666	2,943,992	434,626	22,932,284	-1,010,215	21,922,069	22,926,764	1,004,695	0
2016-17	21,222,736	18,190,107	2,989,864		21,179,971	-1,004,695	20,175,276	25,811,728	5,636,452	5,636,452
2017-18	25,729,600	20,850,941	3,000,000		23,850,941		23,850,941	28,949,263	5,098,322	10,734,774
2018-19	29,636,890	23,639,391	936,823		24,576,214		24,576,214	29,113,066	4,536,852	15,271,626
2019-20*	30,596,913	24,599,414	2,700,000		27,299,414		27,299,414	29,000,000	1,700,586	tbc

Note 1: the figure published by DfE

Note 2: the figure after deductions for academies, import/export deductions etc.

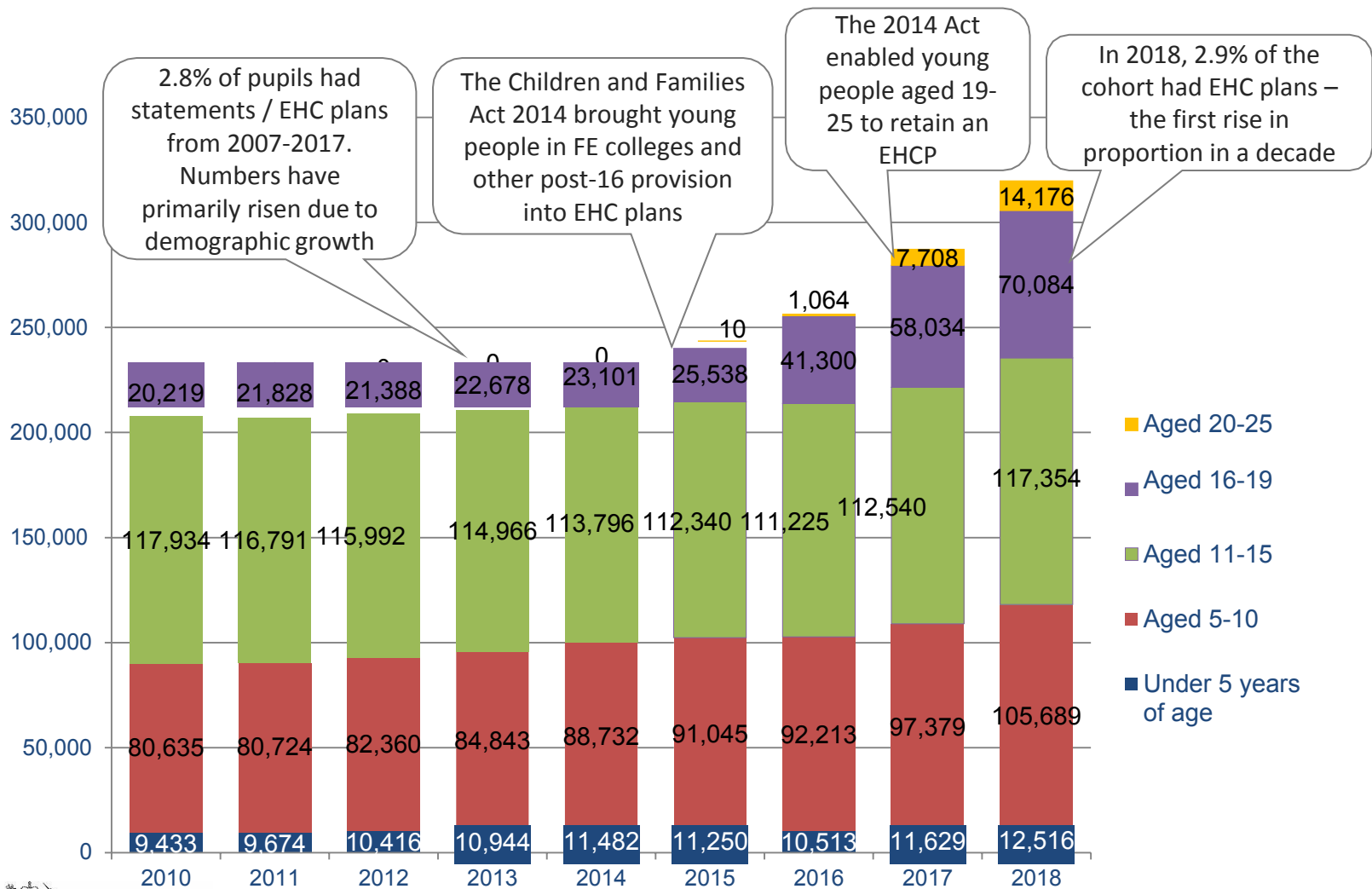
Note 3: forecasted spend for 2018-19 and 2019-20

Note 4. In year over/(under) spend

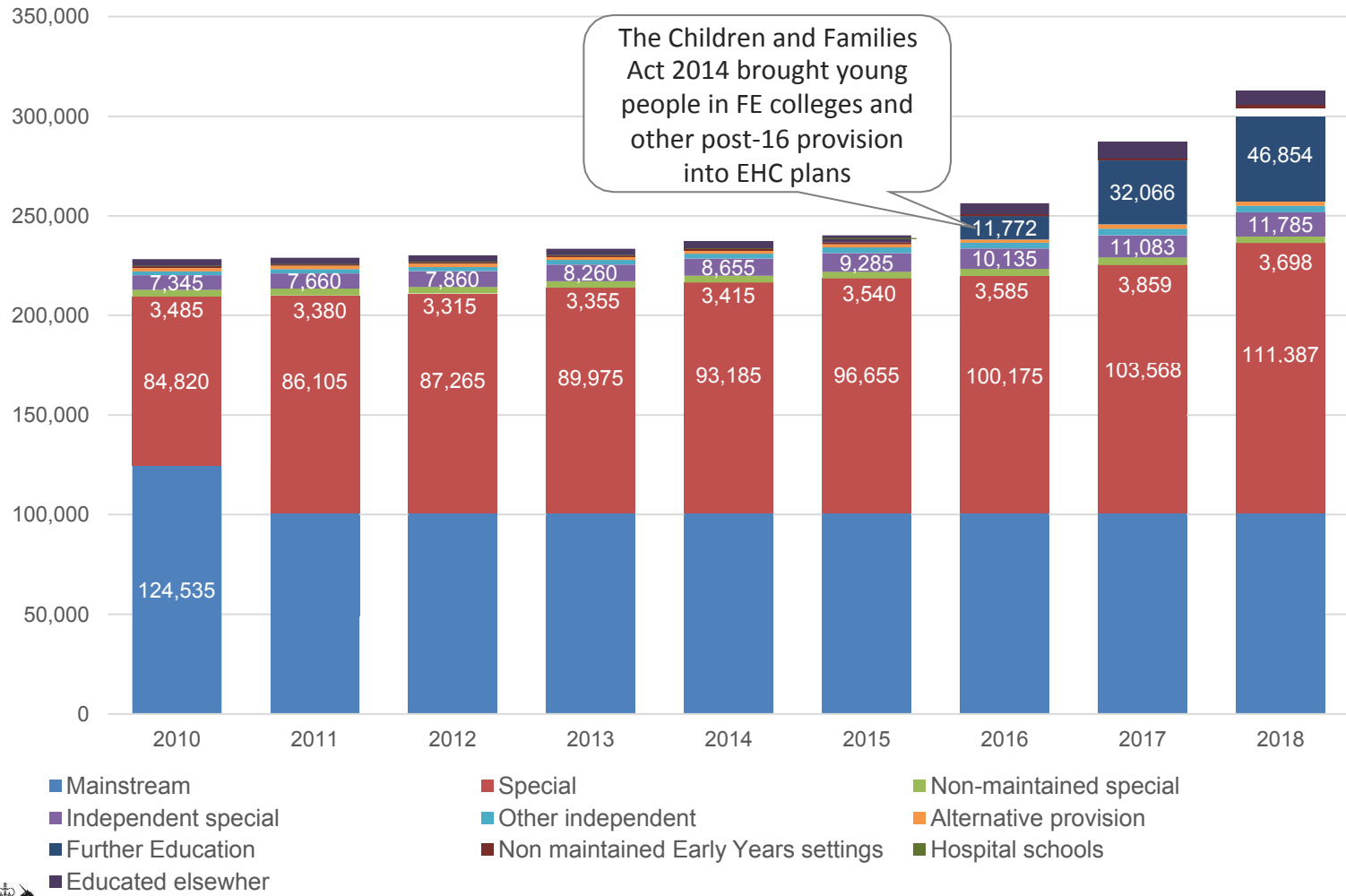
** 2019-20 is based on Provisional NFF high needs funding in 2019-20 & requested 1.5% transfer*

**2019-20 Forecast cumulative deficit position £16,972,213*

The local offer – growing numbers



The local offer – changing placements



Appendix 4

Additional Places 35 45 58 138

High Needs MTFS

	Outturn 2017/18 £ '000	Forecast 2018/19 £ '000	Indicative 2019/20 £ '000	Indicative 2020/21 £ '000
Area				
Special Schools	12,758	13,338	14,463	15,913
Primary Resource Units	163	103	103	103
Secondary Resource Units	283	235	235	235
Top up Funding - mainstream	2,402	3,056	3,056	3,056
Top up funding Post 16	1,240	1,182	1,182	1,200
Alternative Provision	3,567	4,261	4,261	4,261
Out of Authority Placements	7,952	8,450	7,299	5,131
Inclusion Services	2,903	2,589	2,339	2,339
Other Education Services	1,183	761	1,000	1,000
CCP & FE places	1,070	1062	1,062	1,062
Total Expenditure	33,521	35,037	35,000	34,300
Funding Baseline	28,423	29,600	30,600	31,600
Disapplication Funds		900	2,700	2,700
Annual Overspend	5,098	4,537	1,700	0
Cumulative Deficit b/f	5,637	10,735	15,272	16,972
Cumulative Deficit	10,735	15,272	16,972	16,972

