

Appendix 2

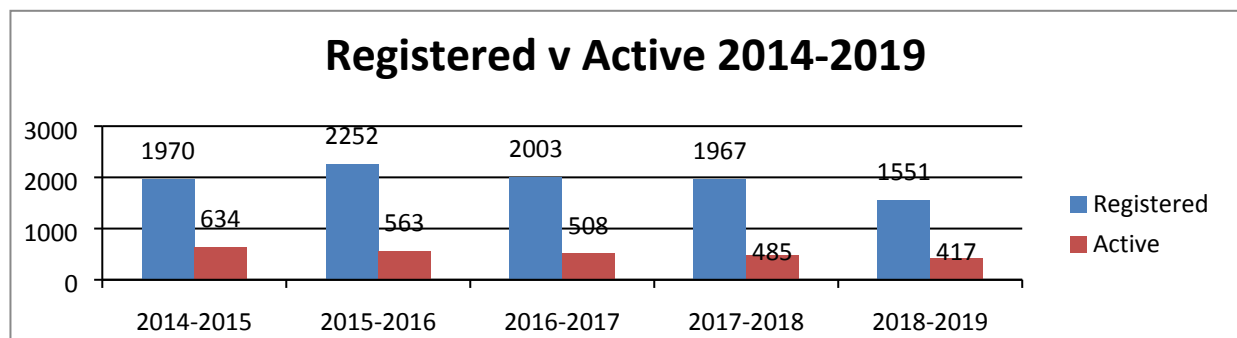
Brinsworth Library and Neighbourhood Hub Site Profile (South)

Financial Information

Description	Budget 2018/19	Comments
Building Costs	5,282	Includes building costs for the library revenue running cost, staff costs, non-staff costs and income. Excludes costs for management, library management system and stock purchase.
Staffing Costs	35,625	
<i>Band C 0.11 FTE (Relief Staff)</i>		
<i>Band D 1.4 FTE</i>		
<i>Band F 0.1 FTE</i>		
Non staff Costs	369	
Income	-257	
Net Budget	£41,019	

Customer Profile

Registered/Active Users



The chart shows an analysis of Brinsworth's registered and active users between year ending 2015 and year ending 2019. An active borrower is defined as any registered library user who borrows at least one loan item within a year.

Age Profile

2018-2019

	Registered (%)	Active (%)
Age 0-3	2.12	4.31
Age 4-11	22.28	27.51
Age 12-17	17.13	8.13
Age 18-25	7.41	3.35
Age 26-40	16.23	11.96
Age 41-65	18.48	17.46
Age 66+	16.36	27.27
Unknown	0	0

The number of active library users aged 4-11 years are proportionally the most active, closely followed by those aged 66 and over.

Appendix 2

Gender Profile

2018-2019	Registered (%)	Active (%)
Male	37.32	33.48
Female	61.84	66.08
Unknown	0.84	0.44

There is a higher percentage of female library users at Brinsworth Library than there are male.

Ethnicity Profile

2018-2019	Registered (%)	Active (%)
White	66.07	69.72
Black or Black British	1.93	1.74
Dual Heritage	0.45	0.87
Asian or Asian British	5.02	3.27
Other	0.9	0
Unknown	25.63	24.4

The highest percentage of registered and active borrowers are White.

Disability Profile

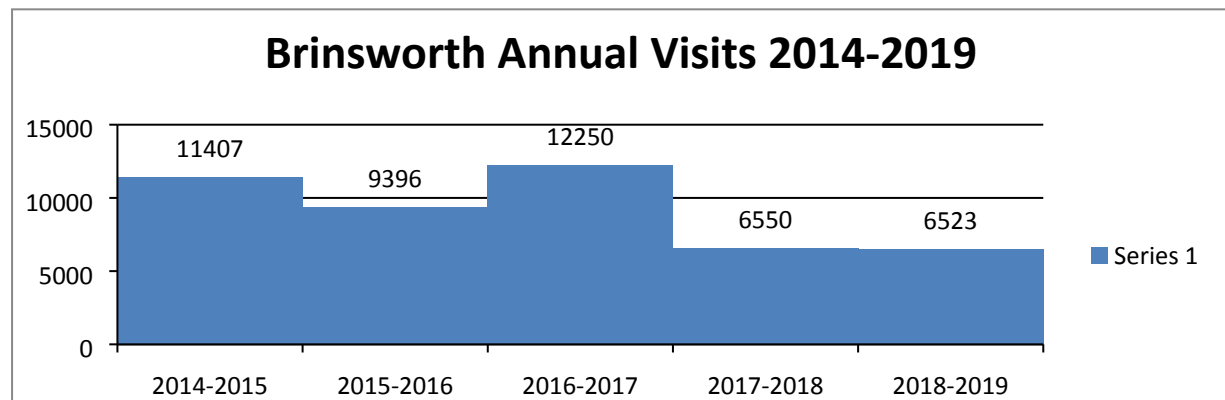
2018-2019	Registered	Active
Self-declared disabled	33	8

Monitoring of library users asks whether they consider themselves disabled.

The number of active borrowers considering themselves disabled is low in this area.

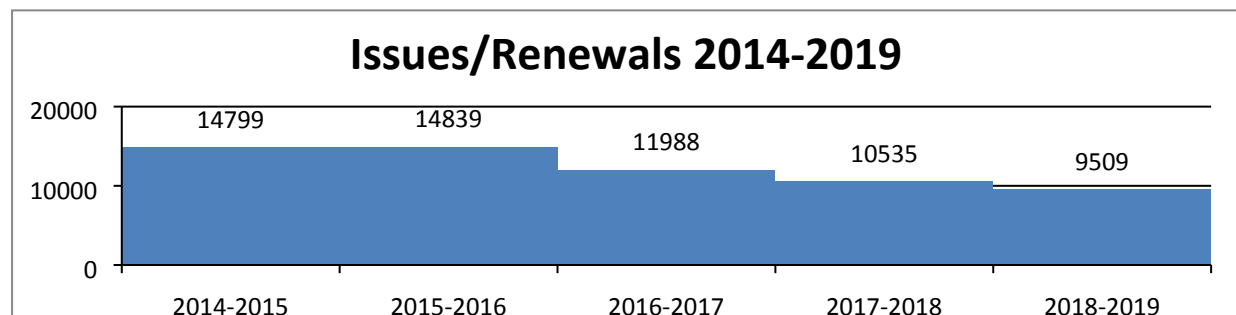
Appendix 2

Annual Visits



Library visitor figures are counted and recorded manually by library staff.

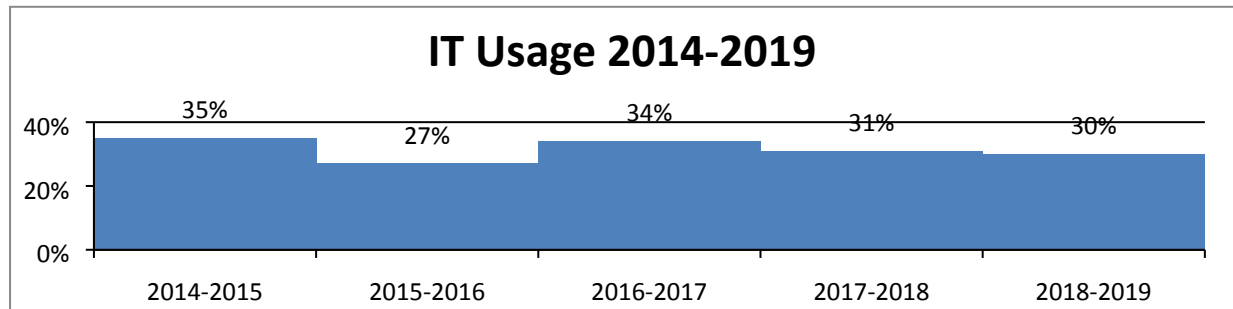
Issues/Renewals



Issues/renewals have declined at a similar rate to annual visits

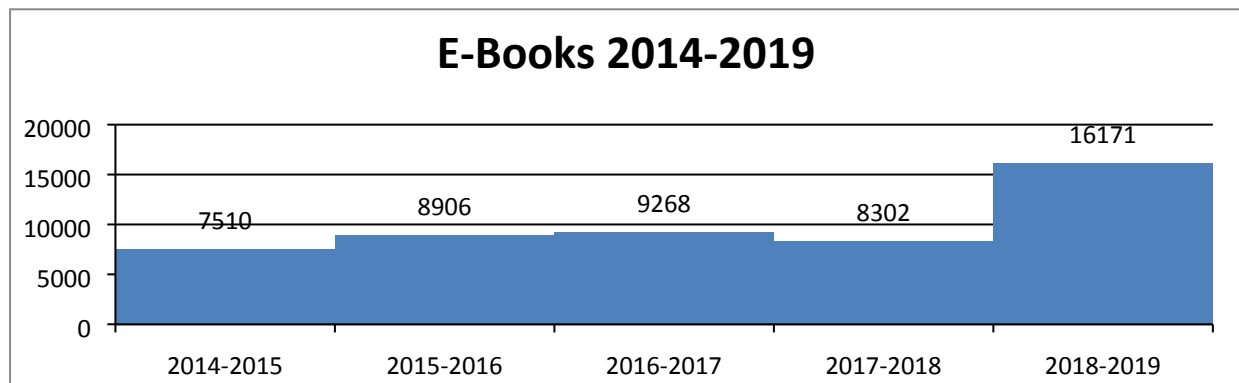
Appendix 2

IT Usage

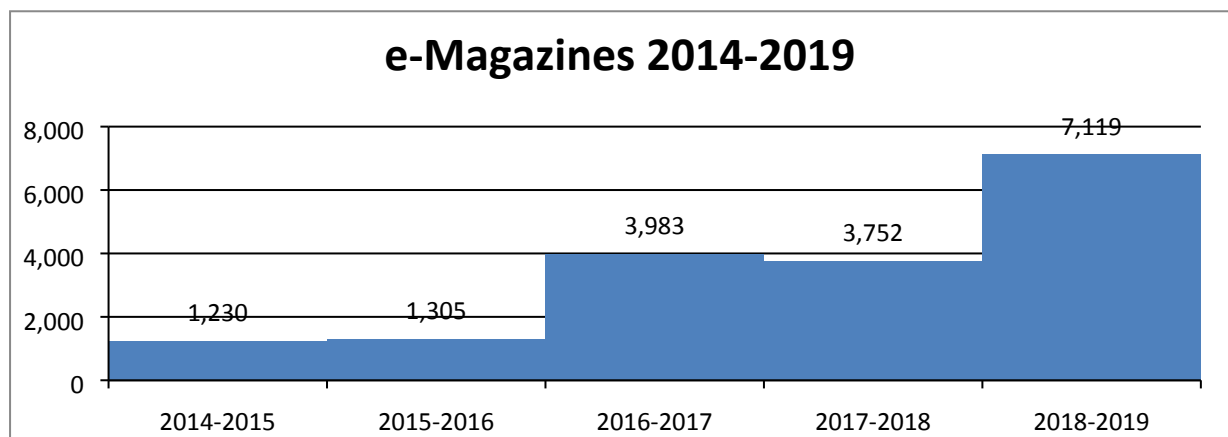


Brinsworth Library has 2 public access computers. The table above shows % of average usage based on available PC hours in the Library.

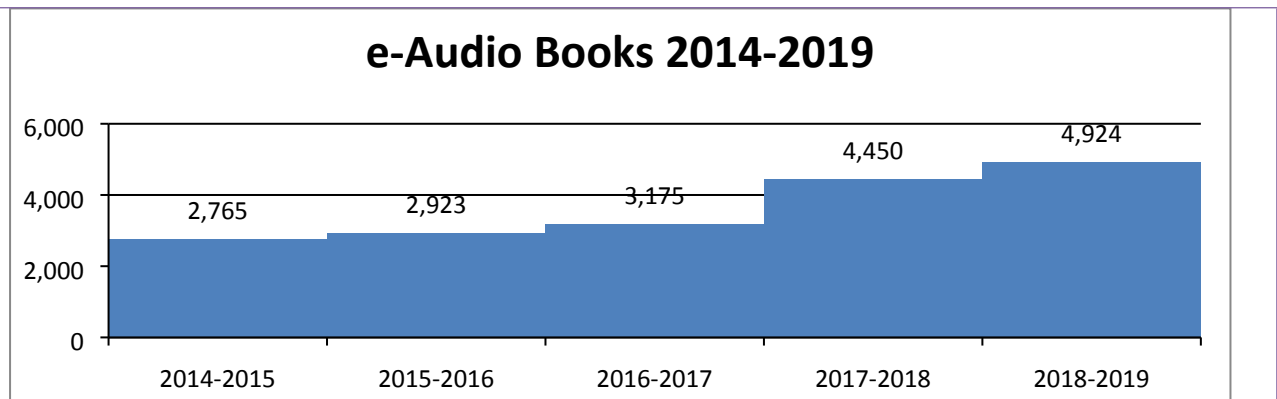
e-Books, e-Magazines and e-Audio books



Rotherham Libraries and Neighbourhood Hubs have a collection of over 10,000 titles of e-books available for registered borrowers to download directly to their mobile devices for free. The table above shows e-books issued across the service from 2014 to 2019.



Appendix 2



Rotherham Libraries also have a collection of e-magazines and e-audiobooks which can be loaned out free of charge. The tables above show the increase in e-Magazine views and e-Audio book downloads.

Customer Satisfaction

The overall Customer satisfaction level at Brinsworth Library and Neighbourhood Hub in 2018/19 was 97%.

Volunteers

Brinsworth Library & Neighbourhood Hub facilitated 2 volunteer placements in 18/19. The total number of volunteer hours worked during this period was 175.

Building Information

Brinsworth Library & Neighbourhood Hub has been delivered from a "porta cabin" style building sited on Council owned land on Ellis Street, Brinsworth since the 1970's.

The existing building is old, small and becoming increasingly unfit for purpose. The constraint of the building currently limits the service offer which in turn impacts on the number of visitors. Current revenue running costs are £5282 per annum.

The local Parish Council has recently used the big Lottery funding to demolish the Community Centre on Brinsworth Lane, a short distance from the existing library, and build a new resource centre on the same footprint. Utilising the Council's Capital Programme and Section 106 funding allocated to Brinsworth, it is proposed that the pavilion building next door be extended in order to accommodate a library that would then form part of the new "Brinsworth Community Hub".

Service Offer

Brinsworth Library & Neighbourhood Hub is currently open Monday, Tuesday, Thursday and Saturday, 26 hours per week.

Brinsworth has great potential to build on many community links, including the Parish Council and local Children's Centre.

A weekly Rhymetime session is delivered from Brinsworth, with reasonable numbers of children attending the session each week with their parents.

Appendix 2

The local Knit and Natter group gather weekly at Brinsworth offering members of the public a place to come together socially and learn a new skill free of charge.

Free Wi-Fi is also available during opening hours for customers to access from their mobile devices.

Rotherham Libraries and Neighbourhood Hubs are working closely with the Department for Work and Pensions (DWP) and Job Centre to deliver Universal Credit Support from this location.

Work is underway to maximise the links with the health service and partnerships will be established in line with the National Library Health Offer.

Work Placements from local schools and colleges are regularly planned at Brinsworth, and this arrangement is currently ongoing.

Local schools regularly show an interest in supporting activities and attending the library for class visits.

Brinsworth Library & Neighbourhood Hub staff are working to create and develop new partnerships in the community, such as with Adult Social Services and Age UK.