

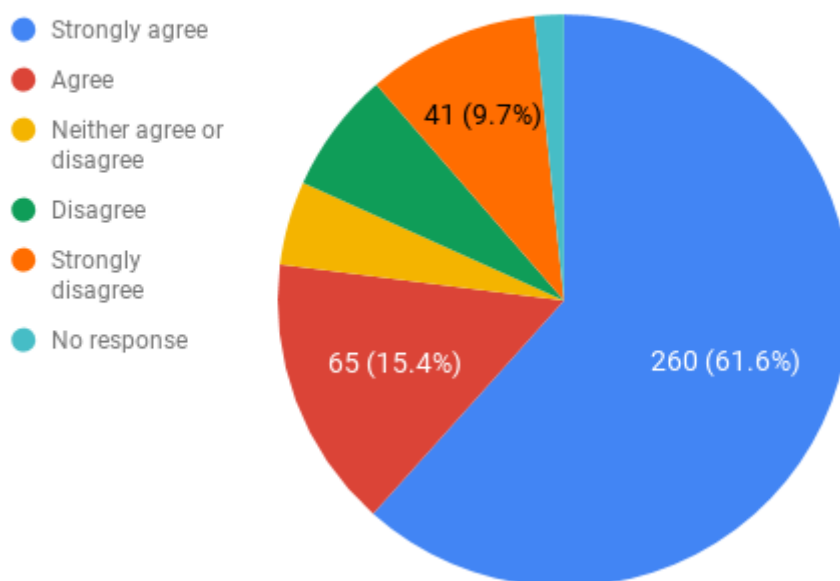
Appendix A: Consultation on the adoption of Schedule 3 of the Local Government (Miscellaneous Provisions) Act 1982 relating to ‘sexual entertainment venues’

1 General Overview

1.1 The consultation asking whether the Council should adopt powers to regulate and licence sex establishments, elicited the return of 422 responses, with a clear majority of respondents strongly agreeing or agreeing with the proposal for the Council to adopt the amended powers.

- 77.01% (325 responses) strongly agreed or agreed with the Council’s proposals
- 4.97% (21 responses) neither agreed or disagreed with the Council’s proposals
- 16.82% (71 responses) disagreed or strongly disagreed with the Council’s proposals
- 1.18% (5 responses) did not provide a view

The Council should adopt powers to regulate and licence sex establishments



1.2 From the groups that responders identified with, residents were the highest proportion by a significant margin. It should be noted, that individuals were able to identify with several groups, for example a women’s group might also identify as being a charity and a resident, consequently the figures for the group responses appear higher than the total number of responses received overall. Although overall there were 422 responses, in relation to identification with groups there were 452 responses where multiple identities were

recorded. Bearing this in mind, respondents to the survey identified with the following groups :

- 63.93% (289 responses) of responses were from residents
- 3.31% (15 responses) from business owners
- 1.76% (8 responses) from religious organisations
- 1.54% (7 responses) from charitable organisations
- 3.53% (16 responses) from women’s groups
- 1.54% (7 responses) from workers employed in the industry
- 19.02% (86 responses) from those living outside Rotherham
- 5.30% (24 responses) from others not defined above

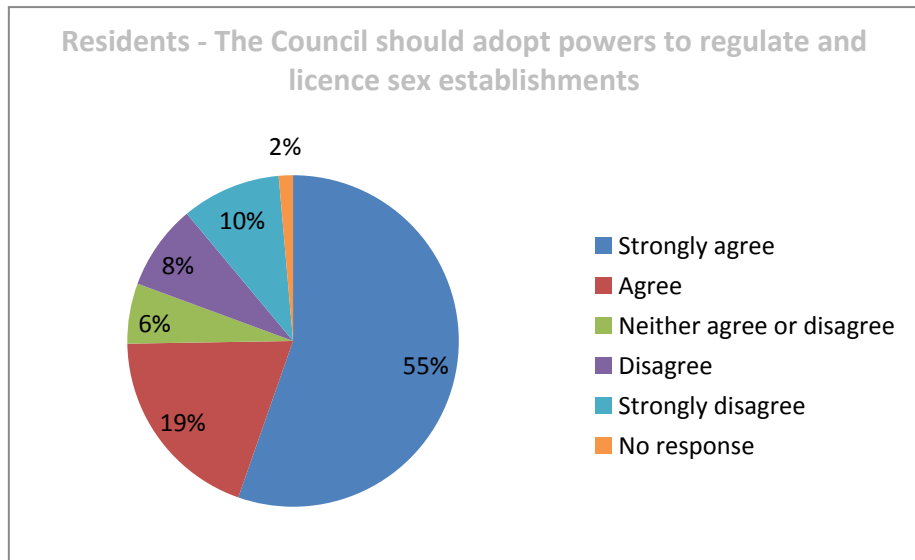
1.4 Of those that disagreed or strongly disagreed with the proposals some comments were made that appeared to suggest that a different interpretation had been made to the question asked. Some respondents advised against allowing ‘sex establishments’ in Rotherham, but did not agree with the Council adopting powers to regulate and licence such establishments. It might be feasible that the respondents had interpreted the question as one of the Council seeking to facilitate the establishment of such premises in Rotherham, rather than seeking to effectively regulate and licence those premises.

2. Residents

2.1 Residents returned 289 of the total 452 responses, accounting for 63.90% of all returns. Residents responded to the question of whether the Council should adopt the relevant powers in the following fashion:

Strongly agree	160	55.36%
Agree	56	19.38%
Neither agree or disagree	17	5.88%
Disagree	24	8.30%
Strongly disagree	28	9.69%
No response	4	1.38%
Totals	289	100.00%

2.2 There was clearly a response from the majority of residents that the Council should adopt the powers to better regulate and licence these venues.



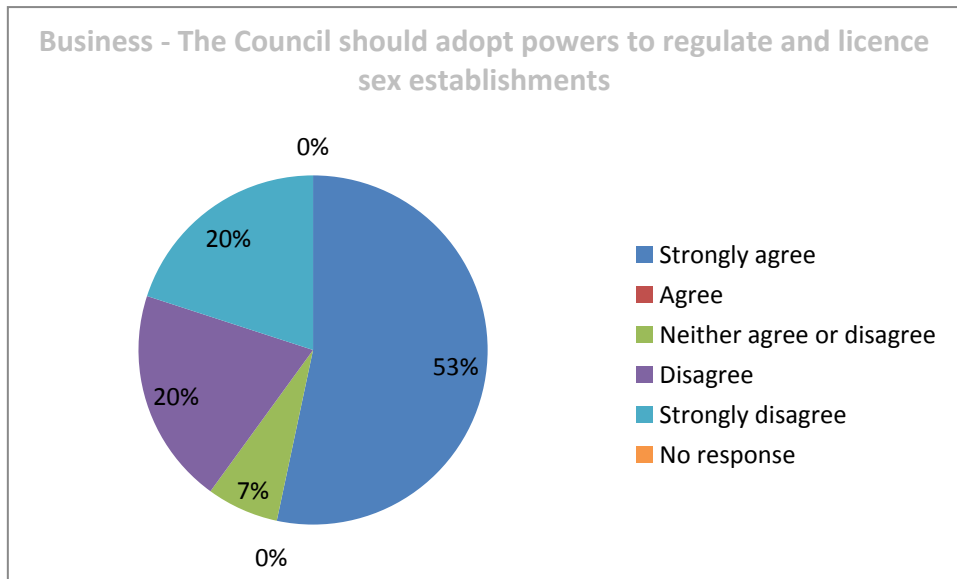
2.3 Residents provided the highest numbers of responses by a significant margin. A significant majority of those responses supported the adoption of these powers by the Council with 74.74% supporting the adoption and 17.99% not supporting adoption.

3. Business

3.1 Businesses returned 15 of the total 452 responses, accounting for 3.31% of all returns. The responses were as follows:

Strongly agree	8	53.33%
Agree	0	0.00%
Neither agree or disagree	1	6.67%
Disagree	3	20.00%
Strongly disagree	3	20.00%
No response	0	0.00%
Totals	15	100.00%

3.2 There was a majority who strongly agreed with the Council adopting those powers. This majority however, was not as sizable as that of residents with 53.33% supporting the adoption and 40.00% not supporting the adoption.



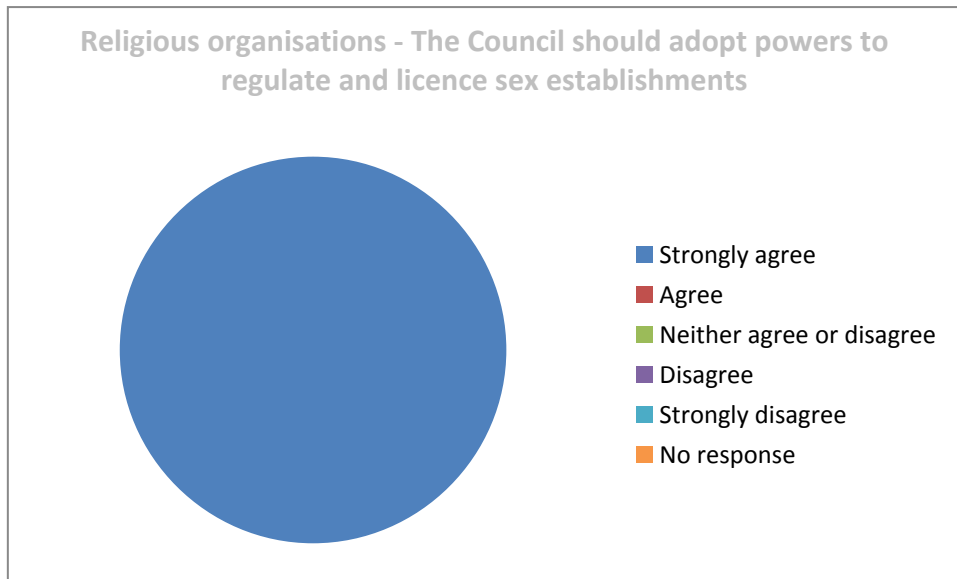
3.3 A number of the comments from business cited existing legislation and that it was not the Council's place to interfere in the operation of legal businesses. In addition, comments were received in relation to ensuring correct regulation and protecting workers.

4. Religious Organisations

4.1 Religious organisations returned 8 of the total 452 responses, representing 1.76% of all returns, responding in the following way:

Strongly agree	8	100.00%
Agree	0	0.00%
Neither agree or disagree	0	0.00%
Disagree	0	0.00%
Strongly disagree	0	0.00%
No response	0	0.00%
Totals	6	100.00%

4.2 All religious organisations responded that the Council should adopt the powers to regulate and licence sex establishments.



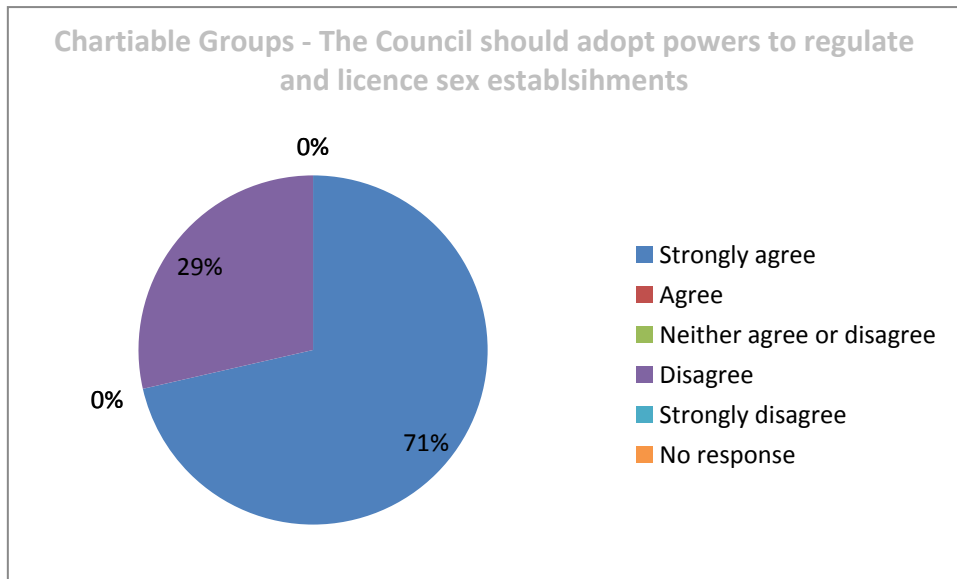
4.3 Comments received from religious organisations included concerns that the vulnerable and the well-being of those employed in the industry need to be considered, together with concerns that regulation could be by-passed.

5. Charitable Groups

5.1 Charitable groups provided 7 of the total 452 responses, representing 1.54% of all returns. Responses returned were as follows:

Strongly agree	5	71.43%
Agree	0	0.00%
Neither agree or disagree	0	0.00%
Disagree	2	28.57%
Strongly disagree	0	0.00%
No response	0	0.00%
Totals	7	100.00%

5.2 Charitable groups provided a small number of responses compared to the overall numbers. As a group, there was a clear majority of responses that support the adoption of the powers by the Council with 71.43% supporting the proposal and 28.57% not supporting it.



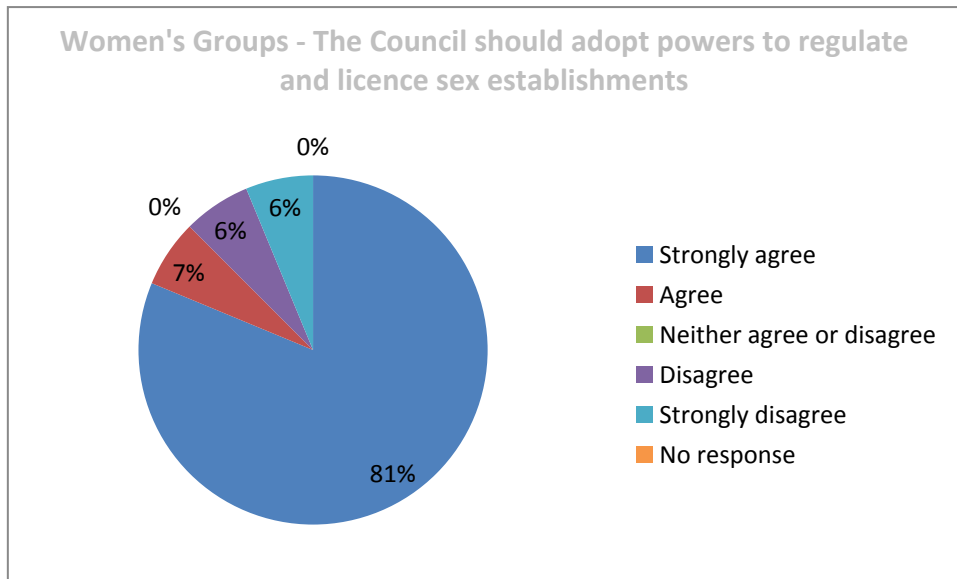
5.3 Comments that accompanied the responses were concerned largely for the welfare of those that worked in the industry and the effects that the industry has on individuals. One response that disagreed with the adoption of the powers indicated that they did not support the Council encouraging the sex industry.

6 Women's Groups

6.1 Women's groups provided 16 of the total 452 responses, providing 3.53% of all returns. Responses returned were as follows:

Strongly agree	13	81.25%
Agree	1	6.25%
Neither agree or disagree	0	0.00%
Disagree	1	6.25%
Strongly disagree	1	6.25%
No response	0	0.00%
Totals	16	100.00%

6.2 A clear majority of responses from women's groups were in favour of the Council adopting the powers to regulate and licence sex establishments, with 87.50% supporting adoption and 12.50% not supporting the proposals.



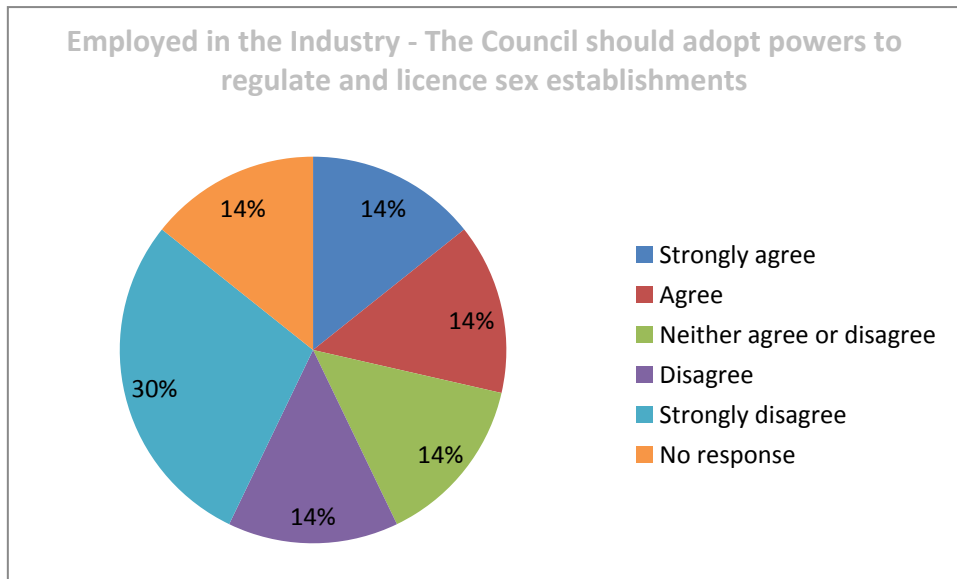
6.3 Comments from women’s groups included concern for the well-being of individuals employed in the industry, and that the effect of regulation was limited. One response that did not support the adoption of the powers, expressed the view that sex establishments should not be supported.

7. Employed in the Industry

7.1 Those employed in the industry provided 7 of the total 452 responses, providing 1.76% of all returns, with the following returns:

Strongly agree	1	14.29%
Agree	1	14.29%
Neither agree or disagree	1	14.29%
Disagree	1	14.29%
Strongly disagree	2	28.57%
No response	1	14.29%
Totals	7	100.00%

7.2 There was a mixed response from those employed within the industry with a narrow majority not supporting the adoption of powers. Some 28.58% of respondents supported the adoption of powers, whilst 42.86% did not supporting the adoption.



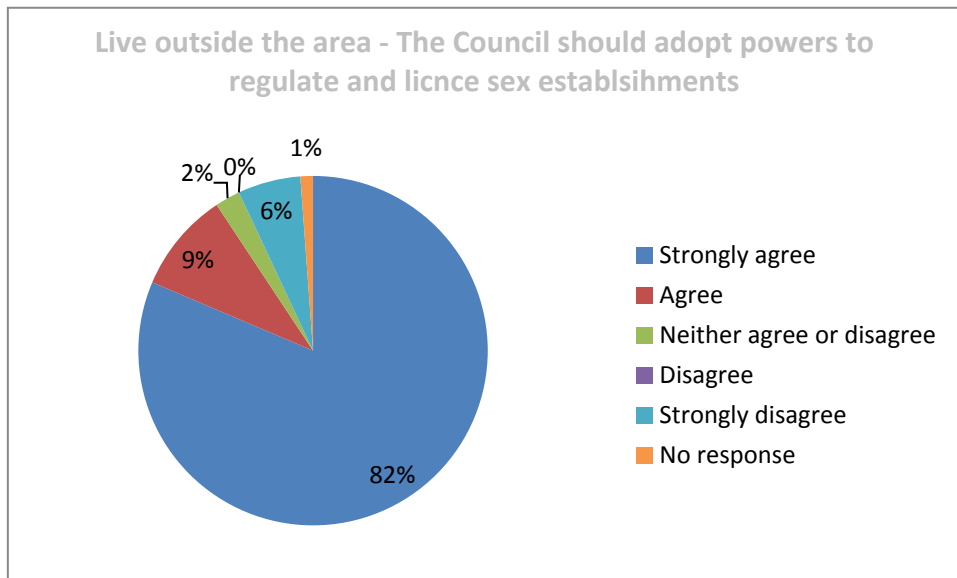
7.3 A number of comments were made by respondents expressing concern that livelihoods might be lost, including the risk that if premises are closed then the choice of venue for workers becomes more limited presenting more risks of being exploited. One comment received from a respondent who did not answer the question, made reference to the harassment and sexual assault on workers in the industry.

8 Live outside of the area

8.1 The second largest number of returns were received from those living outside of the area. This group provided 86 of the total 452 responses, providing 19.02% of all returns, with the following responses:

Strongly agree	70	81.40%
Agree	8	9.30%
Neither agree or disagree	2	2.33%
Disagree	0	0.00%
Strongly disagree	5	5.81%
No response	1	1.16%
Totals	86	100.00%

8.2 The majority of respondents in this group supported the Council adopting powers, with 92.70% supporting the adoption and 5.81% not supporting the adoption.



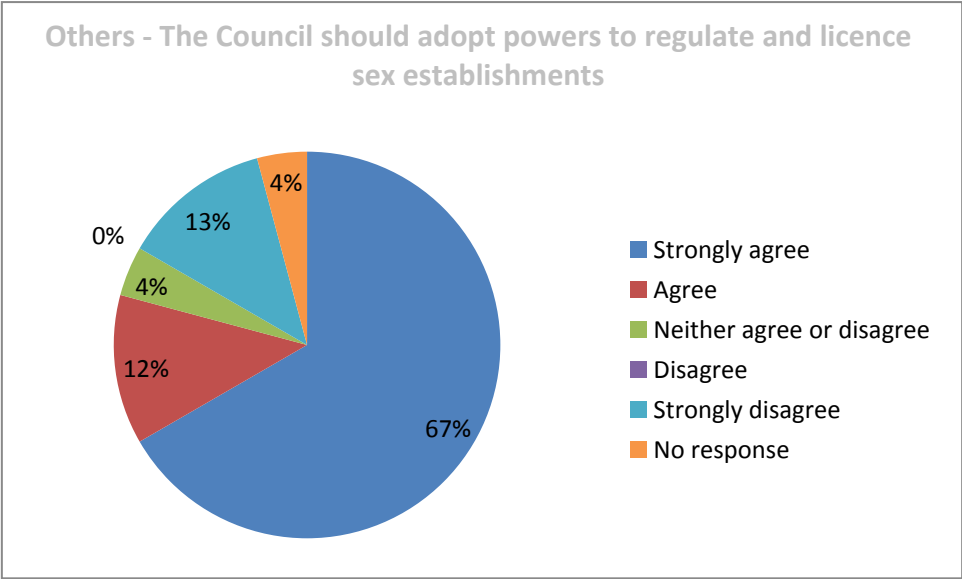
8.3 Comments received in supporting the adoption of powers included concerns relating to the welfare of those working in the industry.

9 Others

9.1 This group provided 24 of the total 452 responses, providing 5.30% of all returns, with the following responses:

Strongly agree	16	66.67%
Agree	3	12.50%
Neither agree or disagree	1	4.17%
Disagree	0	0.00%
Strongly disagree	3	12.50%
No response	1	4.17%
Totals	24	100.00%

9.2 A majority of responses supported the adoption of powers with 79.17% wishing to see the powers adopted and 12.50% not supporting the adoption.



9.3 Comments expressed included concern for the welfare of workers and harrassment of women in the street. There were also comments that regulations and indeed CCTV could be by passed.