

Children's and Young People Services Corporate Parenting Performance Report

As at month end: December 2022 (Q3)

Document details

Status: Issue 1

Date created: 31/01/2023

Created by: Performance & Quality Team

Contact: cyps-performance@rotherham.gov.uk

Please note: Data reports are not dynamic. Although care is taken to ensure data is as accurate as possible every month, delays in data input can result in changes in figures when reports are re-run retrospectively. To combat this at least two individual months data is rerun for each indicator where necessary.

Our Vision

“Working with Rotherham’s children, young people and families to be resilient, successful and safe”

Looked After Children Performance Summary

As at month end: December 2022

*DOT - Direction of travel represents the direction of 'performance' since the previous month showing if the number or percentage has gone up or down. Colours have been added to help distinguish better and worse performance with the exceptions of measures that are for information only. Key Below:-

- ↑ ↓ - increase/decrease in number/percentage = improvement in performance
- ↑ ↓ - increase/decrease in number/percentage = decline in performance
- - number/percentage remained same as previous month

- ↑ - increase in number/percentage (info measures)
- - remained same as previous month (info measures)
- ↓ - decrease in number/percentage (info measures)

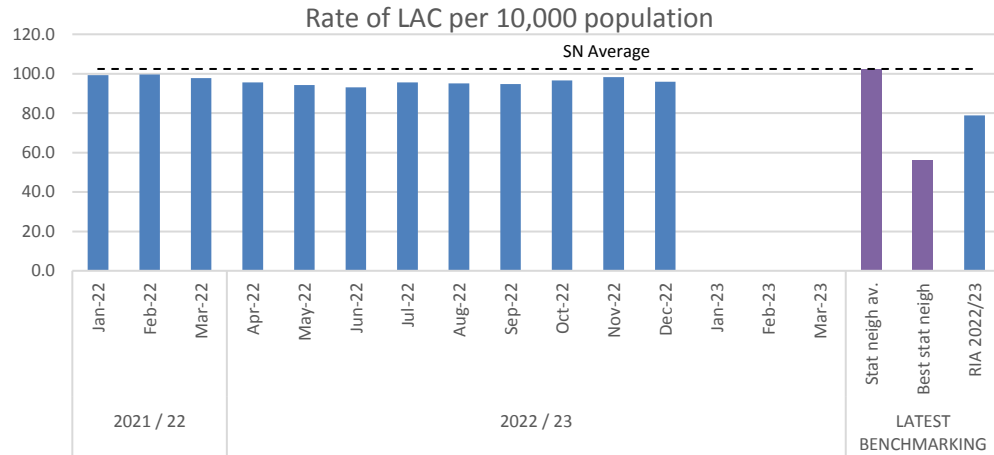
REF NO.	INDICATOR	Success Measures	Council Plan Measures 22/25	TIMELINE	DATA NOTE	2022 / 23						TARGET & TOLERANCES			YR ON YR PERFORMANCE		LATEST BENCHMARKING						
						Oct-22	Nov-22	Dec-22	2022/23 YTD	Good perf is	DOT* (month)	RAG (month)	Red	Amber	Green (target)	2021/22	Yr on Yr trend	Stat neigh av.	Best stat neigh	Nat av.	Top qtile threshold	RIA 2022/23	
4.1	No. of looked after children	TB5		monthly	Count	555	565	551	-		info	↓					562						
4.2	Rate of looked after children per 10,000 population aged 0-17	CH04		monthly	Rate per 10,000	96.6	98.3	95.9	-		low	↓	Red	95.2+	-	<95.2	97.8		102.4	56.0	70.0	-	78.9
4.3	No. of admissions of looked after children	TB4		monthly	Count	23	24	10	147		info	↓					175						
4.4	No. of looked after unaccompanied asylum seeking children (UASC)			monthly	Count	37	42	42	-		info	→						New measure 2022/23					
4.5	% of eligible looked after children with an up to date plan			monthly	%	93.0%	91.7%	90.4%	-		high	↓	Yellow	<87%	87%+	95%+	96.6%						
4.6	% of looked after children visits up to date & completed within timescale of national minimum standard			monthly	%	96.6%	96.0%	96.4%	-		high	↑	Yellow	<90%	90%+	98%+	96.8%						
4.7	% of looked after children care plans reviewed within timescales			monthly	%	86.2%	88.9%	97.3%	92.2%		high	↑	Green	<87%	87%+	95%+	94.3%						
4.8	% of looked after children having an initial health assessment within timescale			monthly	%	42.9%	73.3%	44.4%	71.1%		high	↓	Yellow				68.5%						
4.9	% of looked after children with a up to date health assessments			monthly	%	82.4%	77.9%	74.5%	-		high	↓	Red	<87%	87%+	95%+	71.0%						
4.10	% of looked after children with a up to date dental assessments			monthly	%	68.7%	62.9%	59.6%	-		high	↓	Red	<87%	87%+	95%+	44.0%						
4.11	No. of looked after children who are known to the youth offending team (YOT)			monthly	Count	8	6	7	-		info	↑						New measure 2022/23					
4.12	No. of children with an Education Health & Care plan in the looked after children cohort			monthly	Count	100	101	94	-		info	↓						New measure 2022/23					
4.13	No. of looked after children having at least one missing episode within the period			monthly	Count	15	10	7	49		info	↓					64	New measure 2021/22					
4.14	No. of children who have ceased to be looked after children			monthly	Count	10	14	23	153		high	↑					212						
4.15	No. of special guardianship orders (SGO) or child arrangement orders (CAO) granted after a period of being looked after children (Legal Status)			monthly	Count	4	6	4	59		info	↓					85	New measure 2021/22					
4.16	No. of looked after children who have ceased to be looked after due to a special guardianship orders(SGO) or hild arrangement orders (CAO)	TB5		monthly	Count	3	6	2	25		info	↓					42	New measure 2021/22					
4.17	% of looked after children who have ceased to be looked after due to permanence (SGO, CAO, Adoption)			monthly	%	50.0%	57.1%	8.7%	27.5%		high	↓	Red	<27%	27%+	35%+	34.8%						
4.18	% of long term looked after children in placements which have been stable for at least 2 years			monthly	%	62.6%	63.8%	66.1%	-		high	↑	Yellow	<62%	62%+	70%+	70.2%		71.1%	77.0%	71.0%	74.1%	-
4.19	% of looked after children who have had 3 or more placements - rolling 12 months	OLD		monthly	%	9.9%	9.7%	9.2%	-		low	↓	Yellow	16%+	8%+	<8%	9.3%		8.6%	5.0%	10.0%	9.9%	-
4.20	% of looked after children in a family based setting	OLD		monthly	%	76.4%	75.2%	77.0%	-		high	↑	Yellow	<77%	77%+	85%+	79.4%						
4.21	% of looked after children placed with parents or other with parental responsibility (P1)	TB4		monthly	%	4.3%	5.1%	5.1%	-		low	→					4.6%						
4.22	% of looked after children in kinship care			monthly	%	9.4%	9.4%	8.9%	-		high	↓	Yellow	<8%	8%+	12%+	10.5%	New measure 2021/22					
4.23	No. of placements that have been created for children via foster care (approvals)			monthly	Count	0	0	2	13		high	↑					13	New measure 2021/22					
4.24	No. of adoptions completed within 12 months of SHOBPA			monthly	Count	0	0	0	6		high	→					4						
4.25	Av. days between a child becoming looked after and having a adoption placement (A10)			monthly	YTD Average	534.0	567	552	-		low	↓	Red	487+	-	<487	418.9		350.1	274.0	367.0	317.5	362.6
4.26	Av. days between a placement order and being matched with an adoptive family (A2)			monthly	YTD Average	180.8	218	210	-		low	↓	Red	121+	-	<121	292.2		160.4	90.0	175.0	135.5	154.0
4.27	No. of care leavers			monthly	Count	314	319	322	-		info	↑					292						
4.28	% of eligible looked after children & Care Leavers with an up to date pathway plan			monthly	%	82.1%	79.9%	74.8%	-		high	↓					82.8%						
4.29	% of care leavers in suitable accommodation			monthly	%	97.5%	97.8%	97.2%	-		high	↓	Green	<88%	88%+	96%+	96.6%		90.2%	96.0%	88.0%	93.1%	-
4.30	% of care leavers in employment, education or training			monthly	%	72.0%	73.7%	73.0%	-		high	↓	Green	<58%	58%+	66%+	71.6%		53.7%	75.0%	55.0%	61.1%	-
4.31	No. of care leavers who are former unaccompanied asylum seeking children (UASC)			monthly	Count	17	17	20	-		info	↑						New measure 2022/23					

LOOKED AFTER CHILDREN

Looked After Children (LAC)

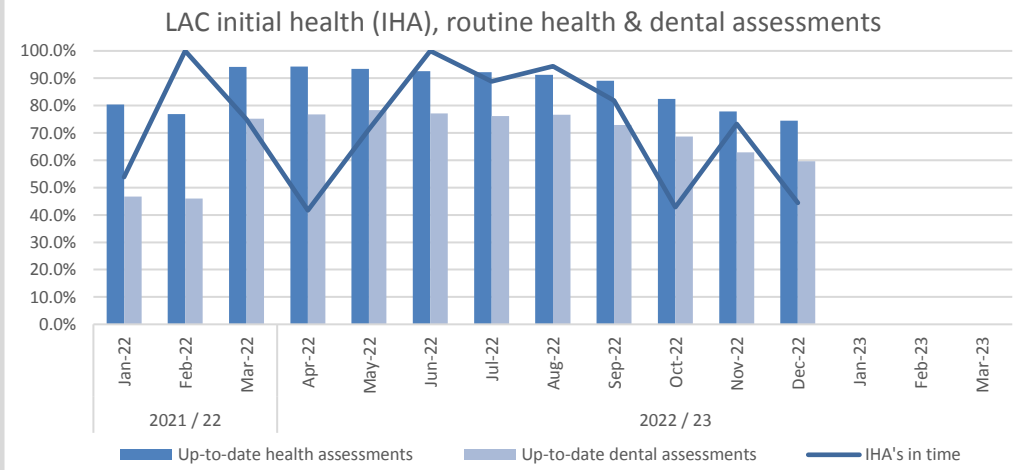
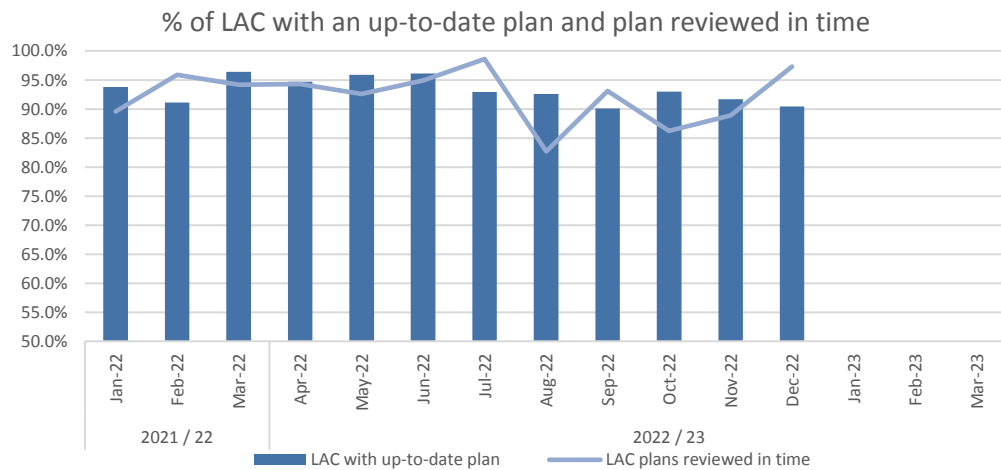
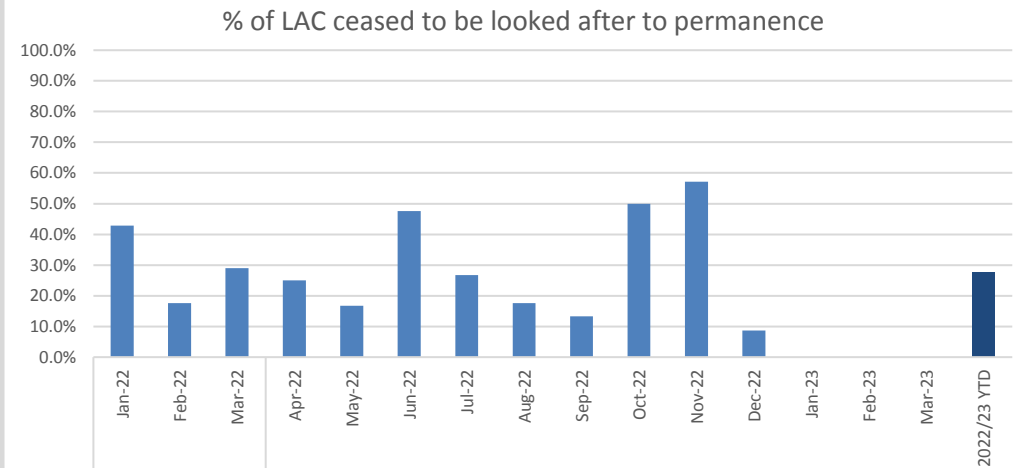
Children in care are children who have become the responsibility of the local authority either voluntarily by parents struggling to cope or through an intervention by children's services because a child is at risk of significant harm. LAC review meetings are convened to consider the plan for the welfare of LAC and how to achieve permanence for them within a timescale that meets their needs. The LA is responsible for visiting LAC wherever they are living to ensure his/her welfare continues to be safeguarded and promoted and the LA should ensure that every LAC has his/her health needs fully assessed and a health plan clearly set out.

551 LAC as at period end



147 Admissions (ytd)

153 Discharges (ytd)



96.4% of LAC visits are up-to-date & complete (NMS)

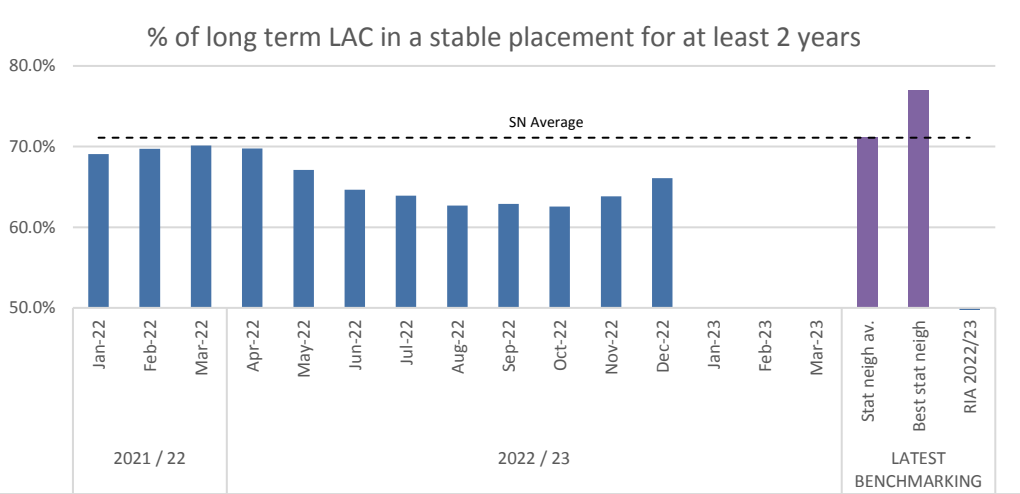
(National minimum standard is within 1wk of placement, then 6wkly till in placement for 1yr, then 12wkly after.)

71.1% of IHA's completed in time (ytd)

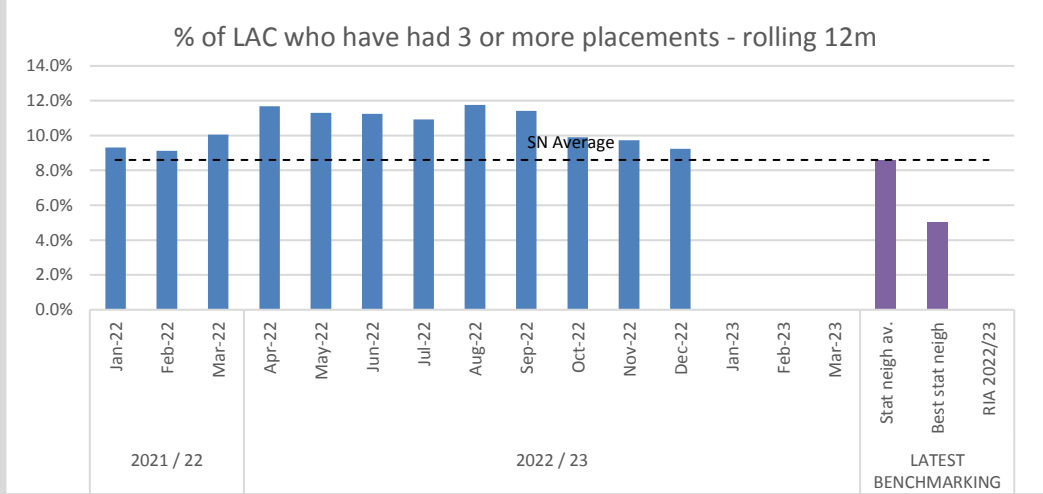
Placements

A LAC placement is where a child has become the responsibility of the local authority (LAC) and is placed with foster carers, in residential homes or with parents or other relatives. A foster care family provide the best form of care for most looked after children. Rotherham would like most of its children to be looked after by its own carers so that they remain part of their families and community.

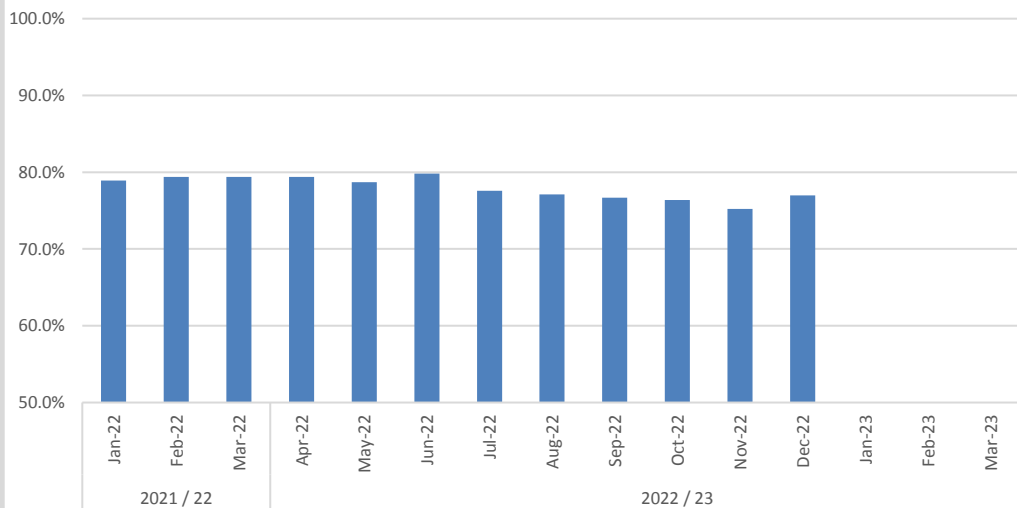
66.1% of long term LAC in a stable placement for 2 years+



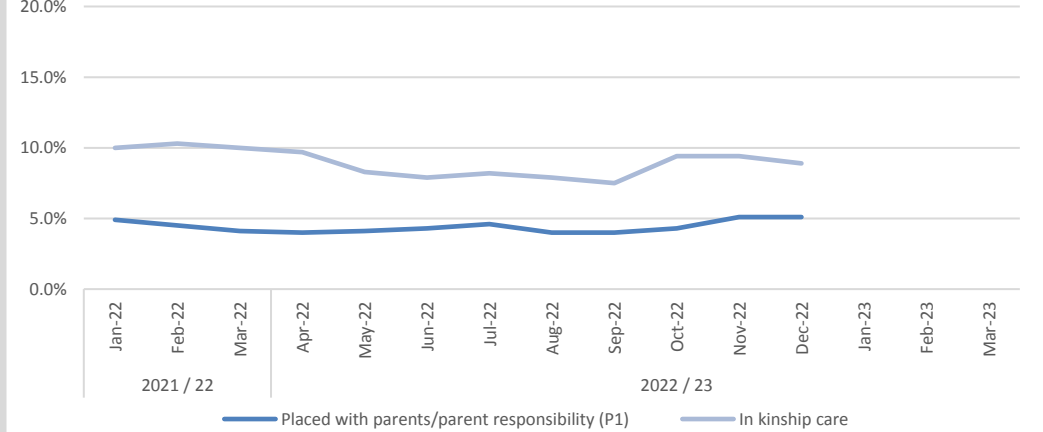
9.2% of LAC have had 3+ placements as at period end



% of children in a family based placement



% of children in a parental or kinship care placement



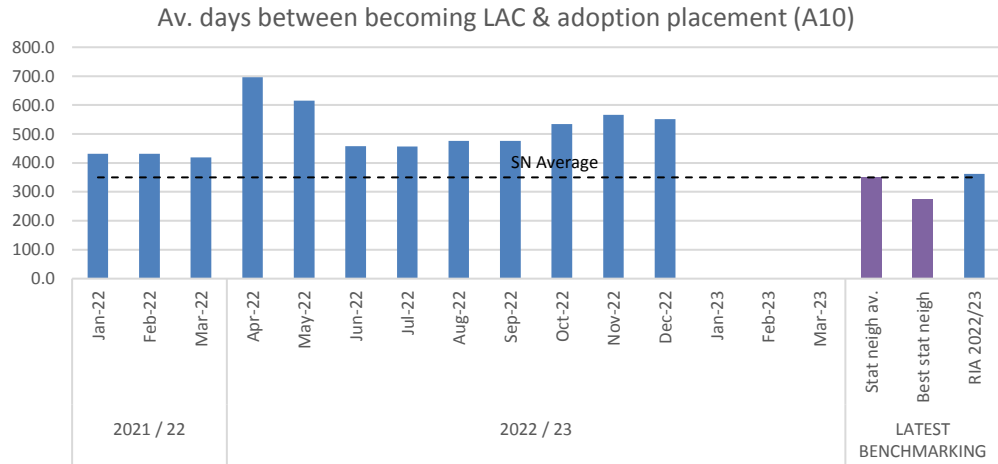
13 placements created via foster carer approvals (ytd)

Adoptions & Care Leavers

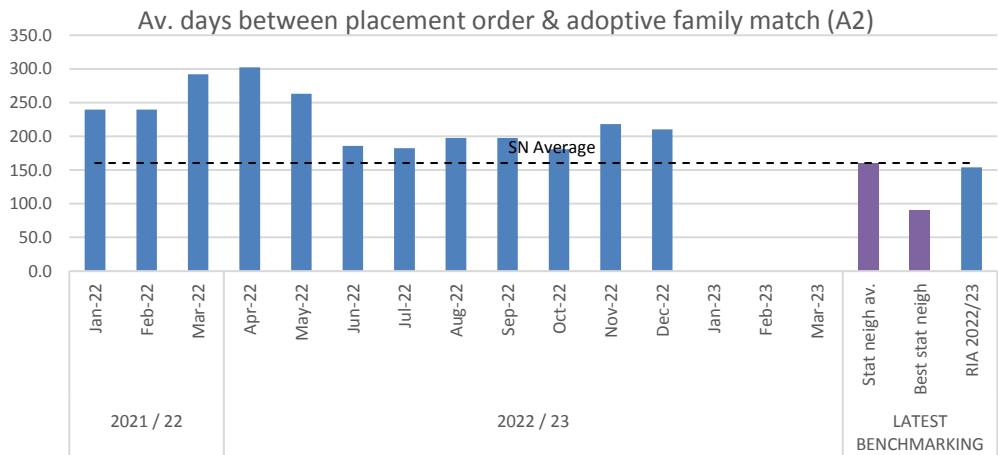
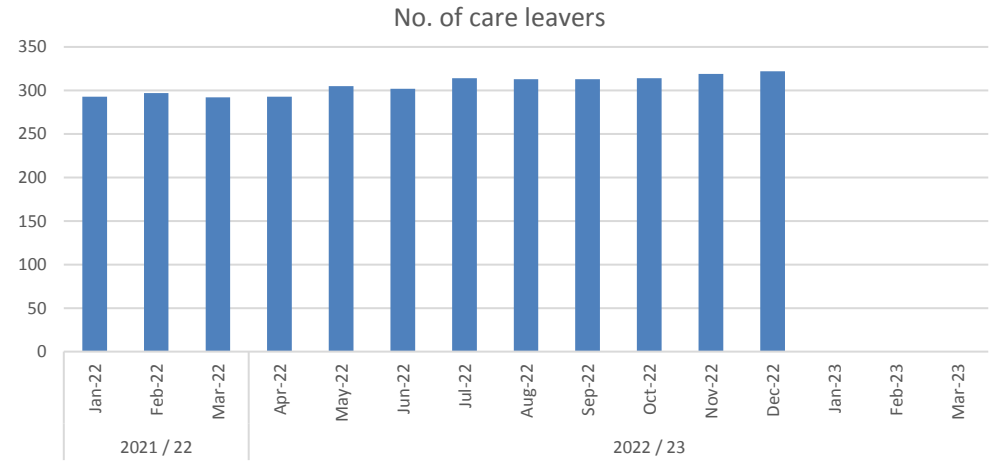
Following a child becoming looked after, it may be deemed suitable for a child to become adopted which is a legal process of becoming a non-biological parent. The date this is agreed to be in the best interests of the child is known as their 'SHOBPA'. Following this a family finding process is undertaken to find a suitable match based on the child's needs, followed by placement with their adopter(s). Placement are monitored and assessed before the final adoption order is granted.

A care leaver is, a person 25yrs or under; has been looked after by a LA for 13wks+ since 14yrs; and has been looked after by a LA at school-leaving age or after.

Adoptions



Care Leavers



322 care leavers as at the period end

74.8% of eligible LAC & care leavers had an up to date pathway plan at the period end

97.2% of care leavers were in suitable accommodation at the period end

73.0% of care leavers were in employment, education or training at the period end

6 adoptions completed within 12 months of SHOBPA (ytd)