



Proud to work with Rotherham's
children • young people • families

Youth Offending Performance Report

Report to: YOT Management Board
13 July 2020

Author: Emma Ellis, Service Manager YOT and Evidence Based Hub
Data Source: YOT Data Summary January – March 2020 YDS 98 FINAL
Data and graphs prepared by: Debi Scott, CCIS/YJB Data Manager

Introduction

- 1.1 This report details progress in relation to the three key national performance indicators for Youth Offending Teams (YOT's). These are;
 - First Time Entrants to the Youth Justice System (No Update available due to PNC access limitations due to Covid-19)
 - Rates of Re-offending (No Update available due to PNC access limitations due to Covid-19)
 - Rates of Custody
- 1.2 Data published by the Youth Justice Board now enables comparisons to be made with the "YOT Family". These are YOT's with comparable socio-demographic characteristics.
- 1.3 Rotherham's YOT Family is:
 - Doncaster
 - Wigan
 - Dudley
 - Barnsley
 - Tameside
 - Blaenau Gwent and Caerphilly
 - North East Lincolnshire
 - North Lincolnshire
 - Wakefield
 - Western Bay
- 1.4 Alongside the national indicators, local data is also used to track First Time Entrant (FTE) performance using an Outcome Based Accountability (OBA) framework.
- 1.5 This update report also outlines;
 - Rotherham YOT Caseload summary between 1 January 2020 and 31 March 2020
 - Rotherham Re-offences data for the period 1 January 2020 and 31 March 2020
 - YOT Budget summary 2019/20 (Appendix 1)
 - Scorecard Data for March 2020 (Appendix 2)

**Nationally monitored priorities: Preventing young people entering the youth justice system;
Reducing First Time Entrants (FTE)**

Chart 1a

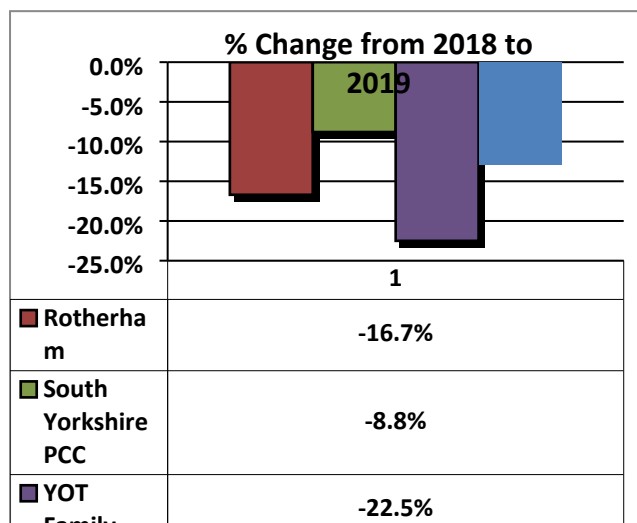
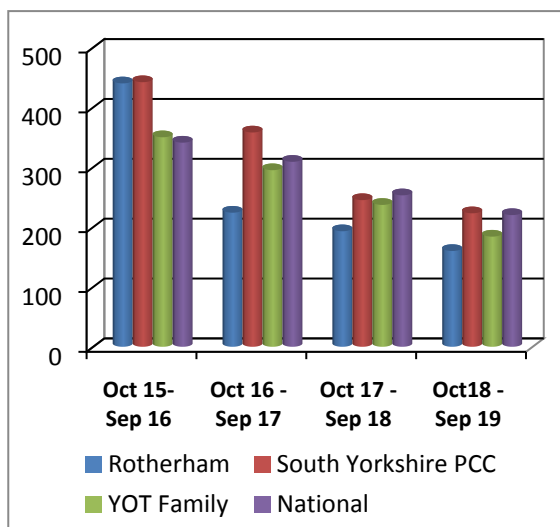


Chart 1b



The rate of First Time Entrants (FTEs) for Rotherham continues to fall significantly (Chart 1a).

There is no further update to FTE statistics from the Quarter 2 YDS information as the Ministry of Justice (MoJ) did not include this data in the latest publication of the Criminal Justice Stats (year ending June 2019) whilst PNC updates were carried out. It was expected that FTE data would resume quarter four (to year ending September 2019) however this has not been possible due to PNC access limitations during Covid19.

Nationally monitored priorities: Reducing Reoffending

Chart 2

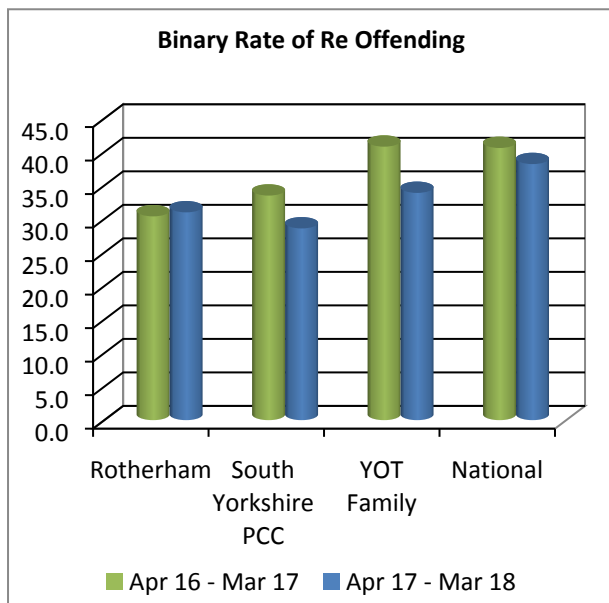


Chart 3

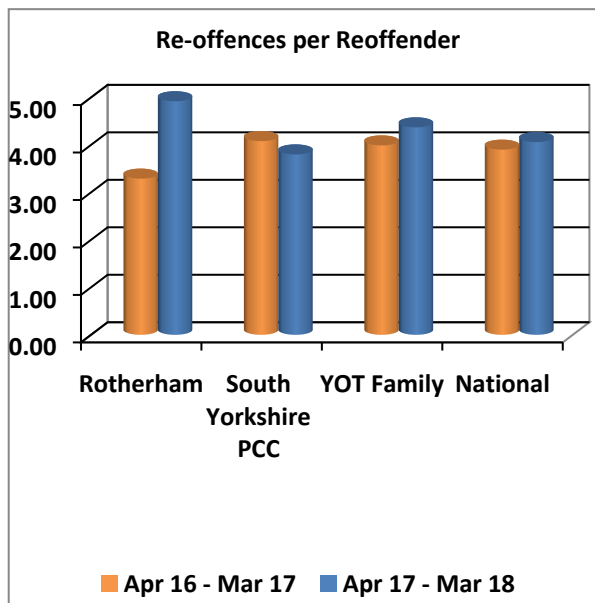


Chart 4

	Binary Rate of Reoffending		Reoffences per Reoffender	
	Apr 16 - Mar 17	Apr 17 - Mar 18	Apr 16 - Mar 17	Apr 17 - Mar 18
Rotherham	30.4	31.0	3.29	4.92
South Yorkshire PCC	33.5	28.6	4.08	3.80
YOT Family	40.8	33.9	3.99	4.37
National	40.6	38.2	3.90	4.06

There is no further update to reoffending statistics from the Quarter 2 YDS information as the Ministry of Justice (MoJ) did not include this data in the latest publication of the Criminal Justice Stats (year ending June 2019) whilst PNC updates were carried out. It was expected that reoffending data would resume in quarter four (to September 2018) however this has not been possible due to PNC access limitations during Covid19.

Local information taken from the 'live' reoffending tracker is included later on in the report.

Nationally monitored priorities: Reducing the use of custody

Chart 5

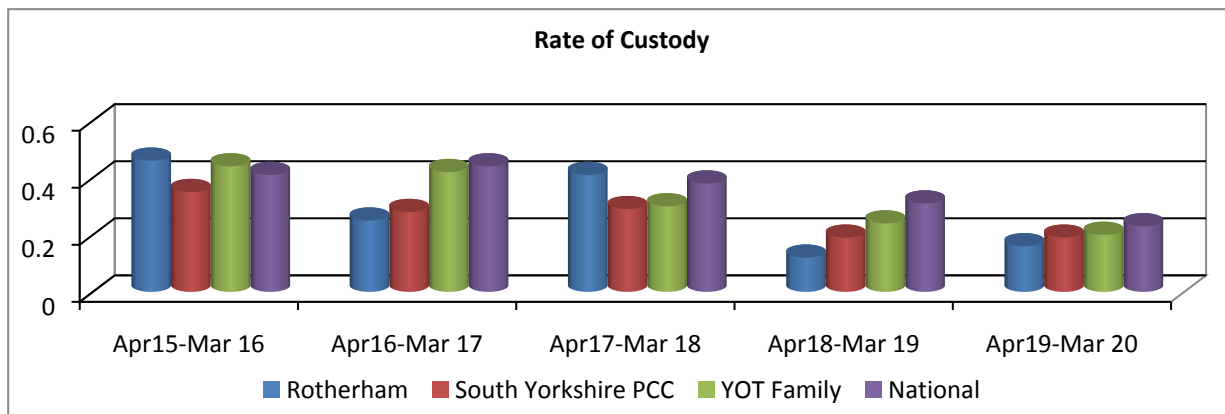


Chart 6

Rate of Custody	Apr15-Mar 16	Apr16-Mar 17	Apr17-Mar 18	Apr18-Mar 19	Apr19-Mar 20
Rotherham	0.46	0.25	0.41	0.12	0.16
South Yorkshire PCC	0.35	0.28	0.29	0.19	0.19
YOT Family	0.44	0.42	0.30	0.24	0.20
National	0.41	0.44	0.38	0.31	0.23

Rotherham continues to have Custody rates that are below national and regional figures, (see Charts 5&6).

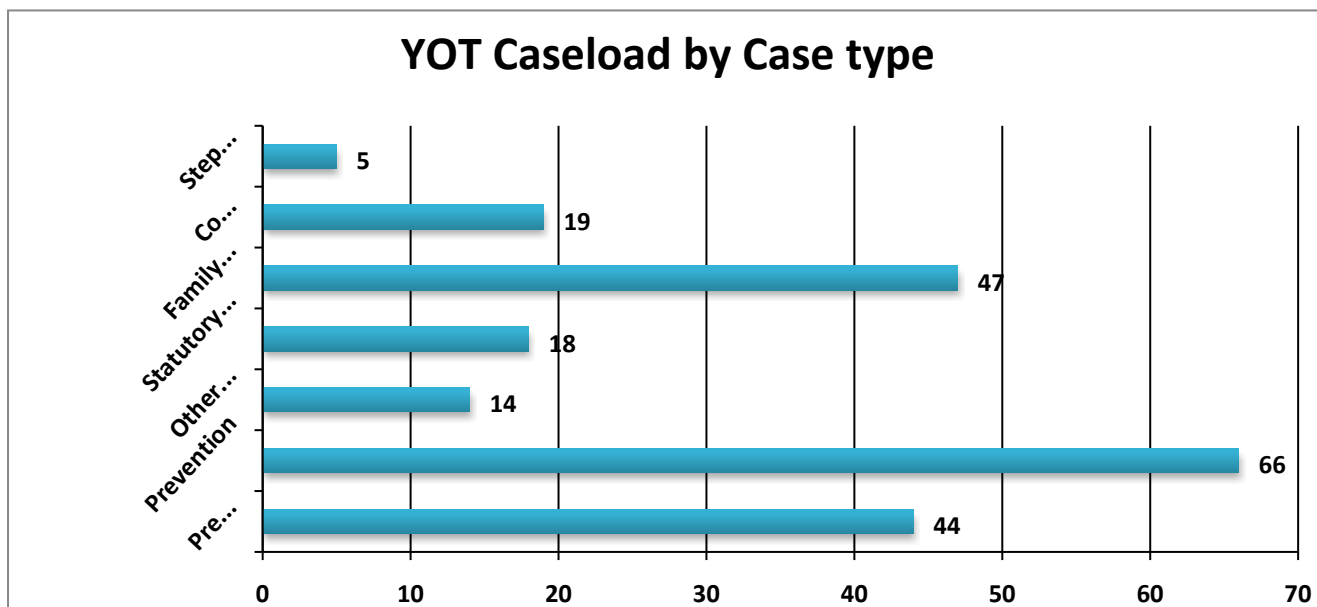
The 0.16 figure represents four young people in the 12 month period to the end of Q4, 1 in the period Apr – Jun 2019, 2 in the period Oct – Dec 2019, (1 of whom was 18 at the time of sentence but 17 at the time of the offence therefore including in our data) and 1 in the period Jan – Mar 2020.

Three of the four young people were sentenced to custody for Robbery offences, two of the four young people were also subject to YRO with Intensive Supervision and Surveillance prior to sentencing but were in breach of the requirements of the Order.

Rotherham YOT – The local picture

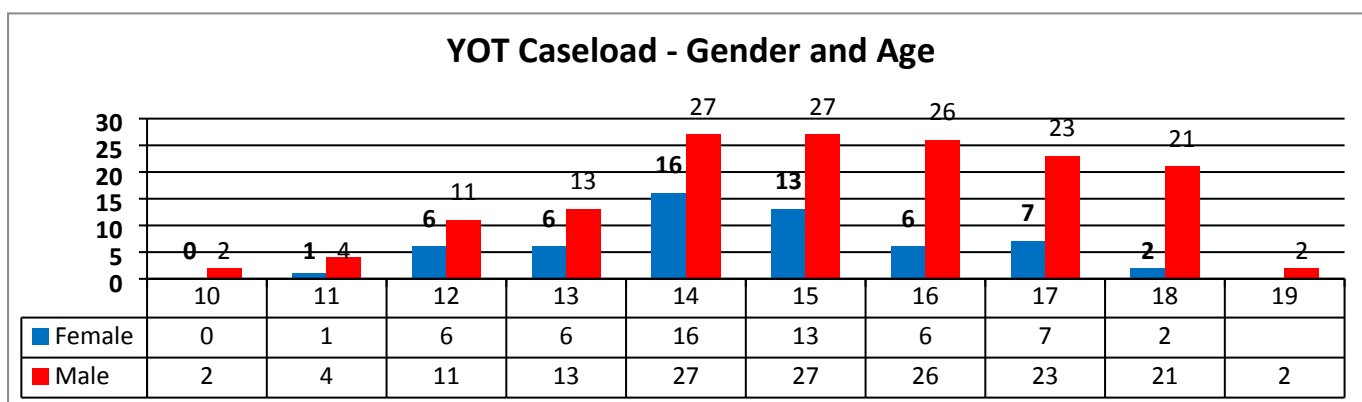
Previous Board reports have provided a data set which captured caseload information ‘as at’ a specific date but development of reporting mechanisms has enabled the information in this report and future reports to be based on the case load across the quarter which will enable comparison across the quarter and collation of full year data.

Chart 7



In Quarter 4 the YOT worked with 213 children (and families); Chart 7 shows how these are broken down in relation to the case type. As reported previously since July 2019 YOT workers have been completing Early Help Assessments (EHAs) in addition to the Out of Court Disposal (OoCD) Assessments in order to align with the wider Early Help Strategy and commitment to the ‘One family, one worker, one plan’. The Early help assessment YOT workers complete has been modified for use to assess risk factors in relation to offending, safety and wellbeing and also desistance factors for and against further offending. YOT workers are required to complete AssetPlus for YCC and statutory orders, however only 8.45% of the total caseload in Quarter 4 will have an AssetPlus.

Chart 8

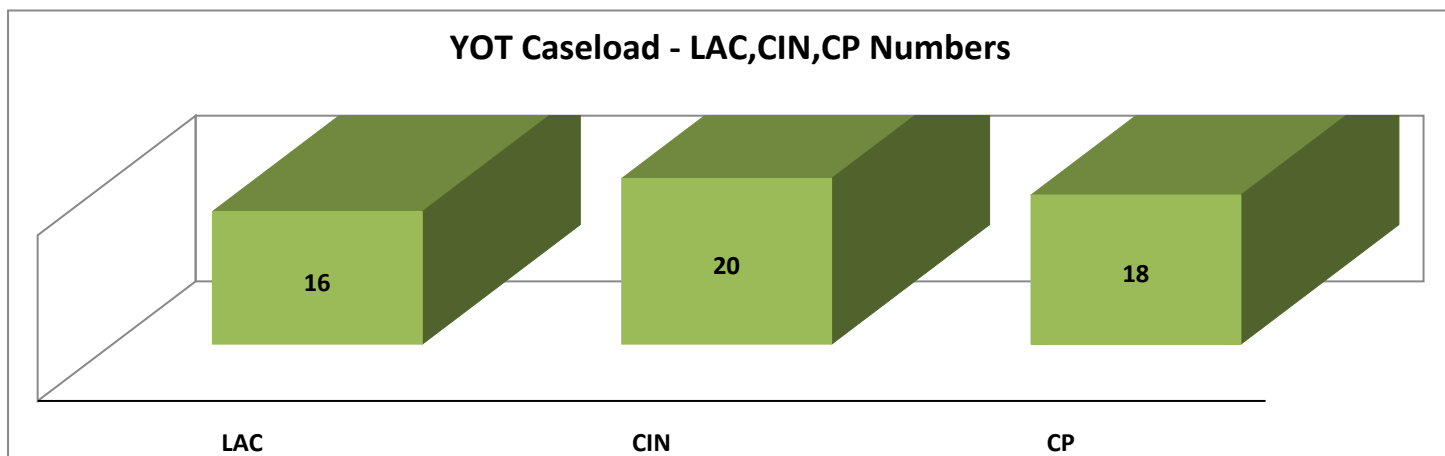


Of the 213 open cases during quarter 4 Chart 8 shows the breakdown of caseload by gender with 73.2% of the cohort Male and 26.2% Female. The data shows us that 14- 18 year old boys represent almost

half the total cohort of young people (48.3%), we can see similar comparisons across the females with 14 and 15 year olds accounting for half (50.8%) of the total females in this quarter.

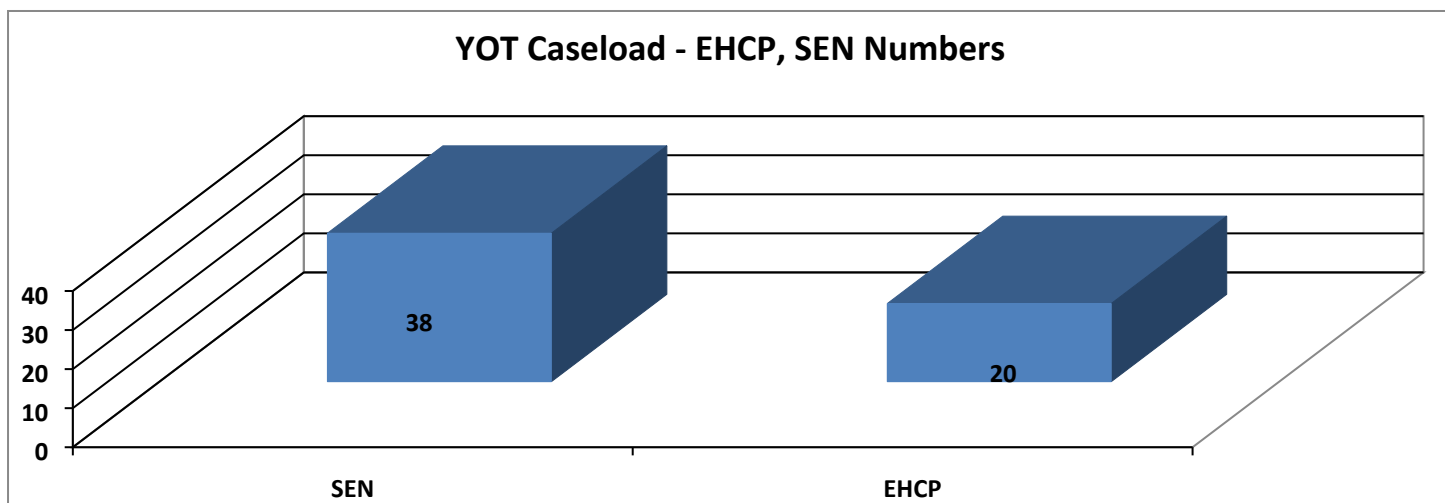
At the request of the YOT board in December 2019 the data in relation to females in Rotherham YOT has been examined further in relation to locality; of the 29 females aged 14 and 15 3 reside in the North of the Borough (Wath/Swinton), 6 in Central (2 Clifton, 2 Oakwood, 1 Winterhill and 1 Wingfield) and 16 live in the South (8 Wales/Dinnington and 8 Maltby), a further 2 young people were out of area. Covid-19 has impacted on availability of outreach and engagement provision however recovery planning is underway as to how best to address this.

Chart 9



Across the total 213 open cases 7.5% (16) of these young people (YP) are LAC, however if we analyse this data further it reveals that of the 18 young people who have statutory orders of YCC or above 5 of these YP (27.8%) are LAC young people.

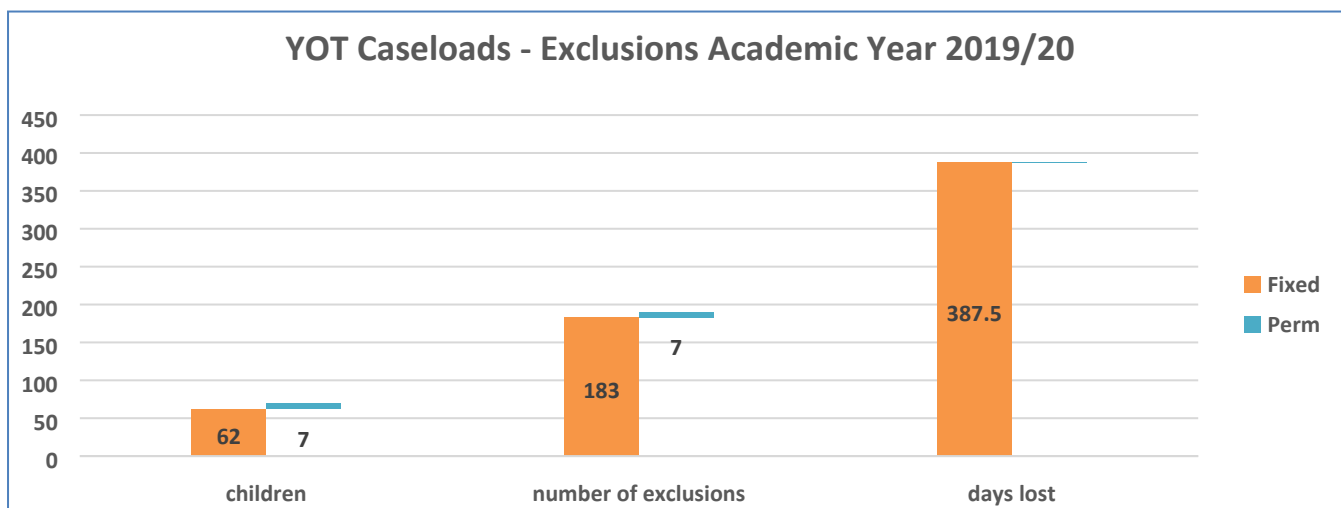
Chart 10



The data for Q.4 shows that 17.8% of the whole YOT caseload has recorded SEN with 9% with an EHCP in place (Chart 10). Further analysis of the data shows that in the 18 cases (YCC and above) 4 young people (22.2%) have recorded SEN with 3 (16.7%) who have an EHCP in place.

Negotiations with Liaison and Diversion Services and Rotherham CCG have commenced as we seek to strengthen the screening and pathway processes for young people. Joint training will be explored to ensure YOT staff have the appropriate skills and experience to respond accordingly to these needs.

Chart 11



Of the 213 Open Cases in Q4. 62 of these Children received 183 fixed term exclusions, an average of 2.95 exclusions per child and an average of 6.25 school days lost per child. 7 young people were permanently excluded from school.

As this is the first time this data has been reported it is not known how this compares to wider exclusion data for the Borough.

Chart 12

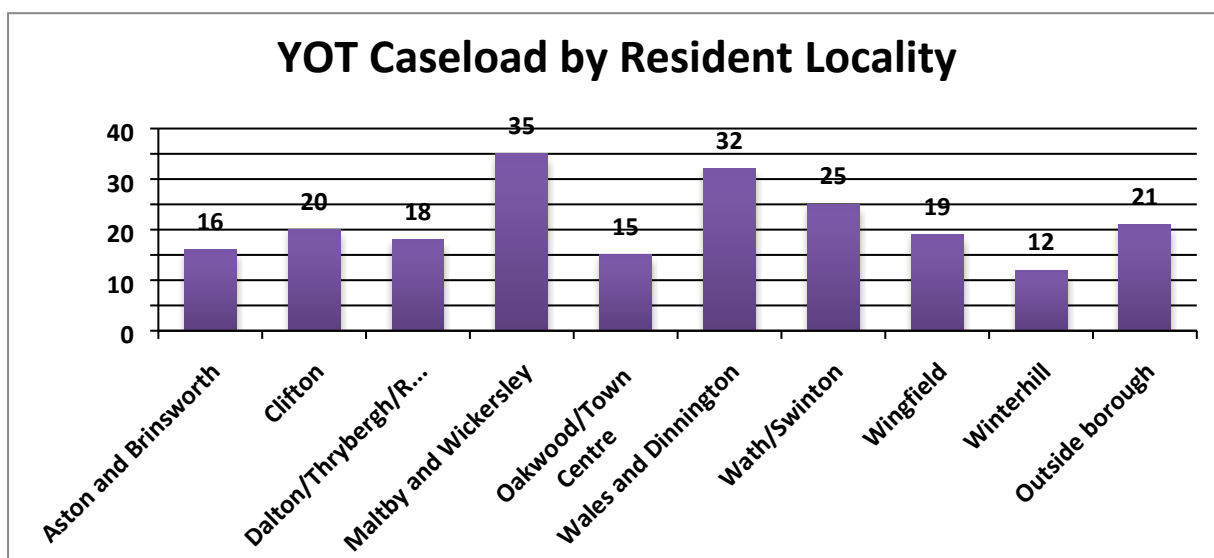


Chart 12 shows us where the young people open to the YOT during the quarter reside, it is important to note that this is not necessarily where the offence took place.

The tri-borough CCE project provided detached youth work provision in the Maltby area during this quarter and Divert (Young people’s substance misuse service) had planned to support this but this was limited due to the outbreak of Covid-19. The tri-borough project ended on 31st March 2020.

Early intervention and targeted youth work interventions were delivered in Wales and Dinnington during February and March 2020 with a number of KeepSafe 2 operations taking place jointly with South Yorkshire Police and Early Help Outreach and Engagement teams, these took place alongside a targeted girls and boys group as a result of increased intelligence regarding anti-social behaviour in the area.

Chart 13a

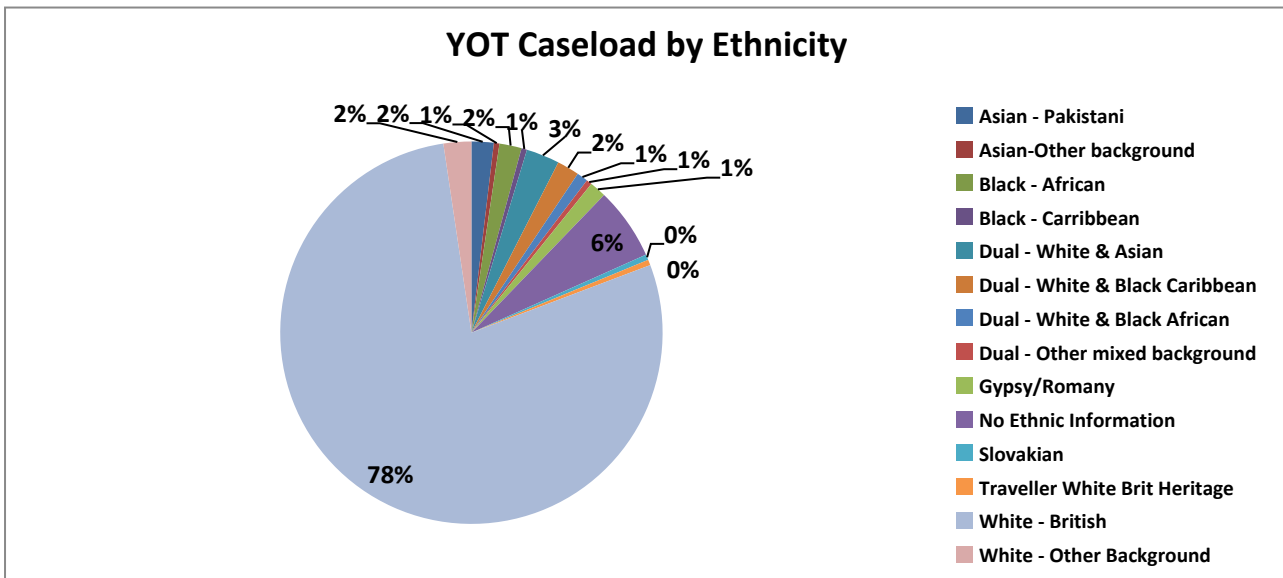
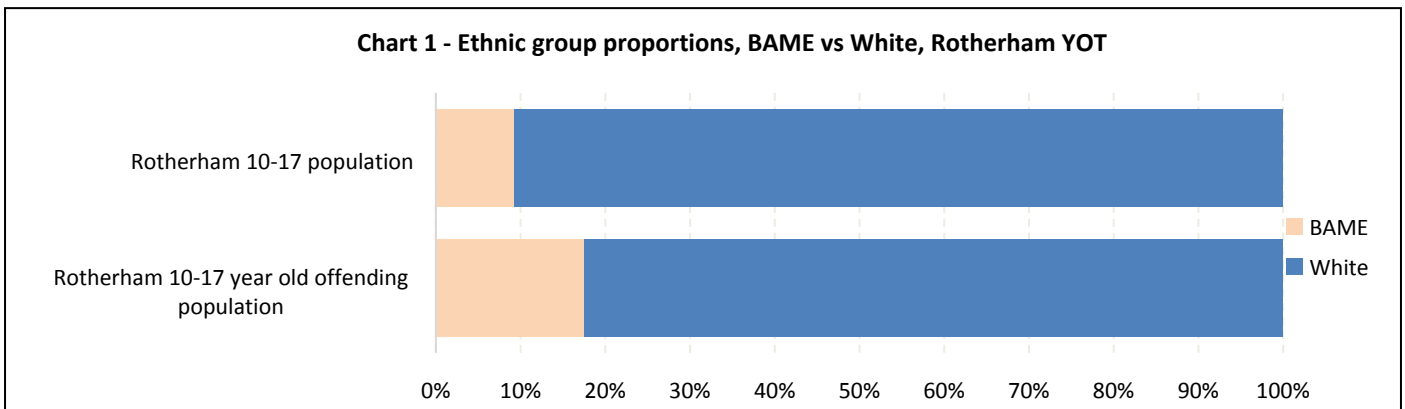


Chart 13b



The chart above (Chart 13b) show a comparison of the ethnic composition of YOT population (young people who received a youth caution or court conviction) with its local 10-17 population (2011 census). The BAME group contains data from all ethnic groups (Asian, Black, Mixed and Other), in Rotherham YOT White young people are under represented and BAME young people are over represented when comparing the offending population with the 10-17 population. White young people make up 83% of the offending population and 91% of the 10-17 population BAME young people make up 18% of the offending population and 9% of the 10-17 population.

Many of the BAME young people who enter the YOT population appear to have ‘bypassed’ prevention or out of court disposal processes, presenting as a FTE for a more serious offence. We need to identify these young people earlier using existing mechanisms in place (Early Help, Schools etc) and encouraging earlier referrals from partners where risk factors may be present.

Rotherham YOT is working with the YJB to address disproportionality through the Levelling the playing field initiative which will utilise sports and mentoring to engage earlier with young people from BAME communities. We need to use local provision and existing providers who can support delivery and facilitate conversations with young people and families to ensure any intervention is meaningful.

Re Offending Live tracker - Cohort based on 1 January 2020 – 31 March 2020

Chart 14

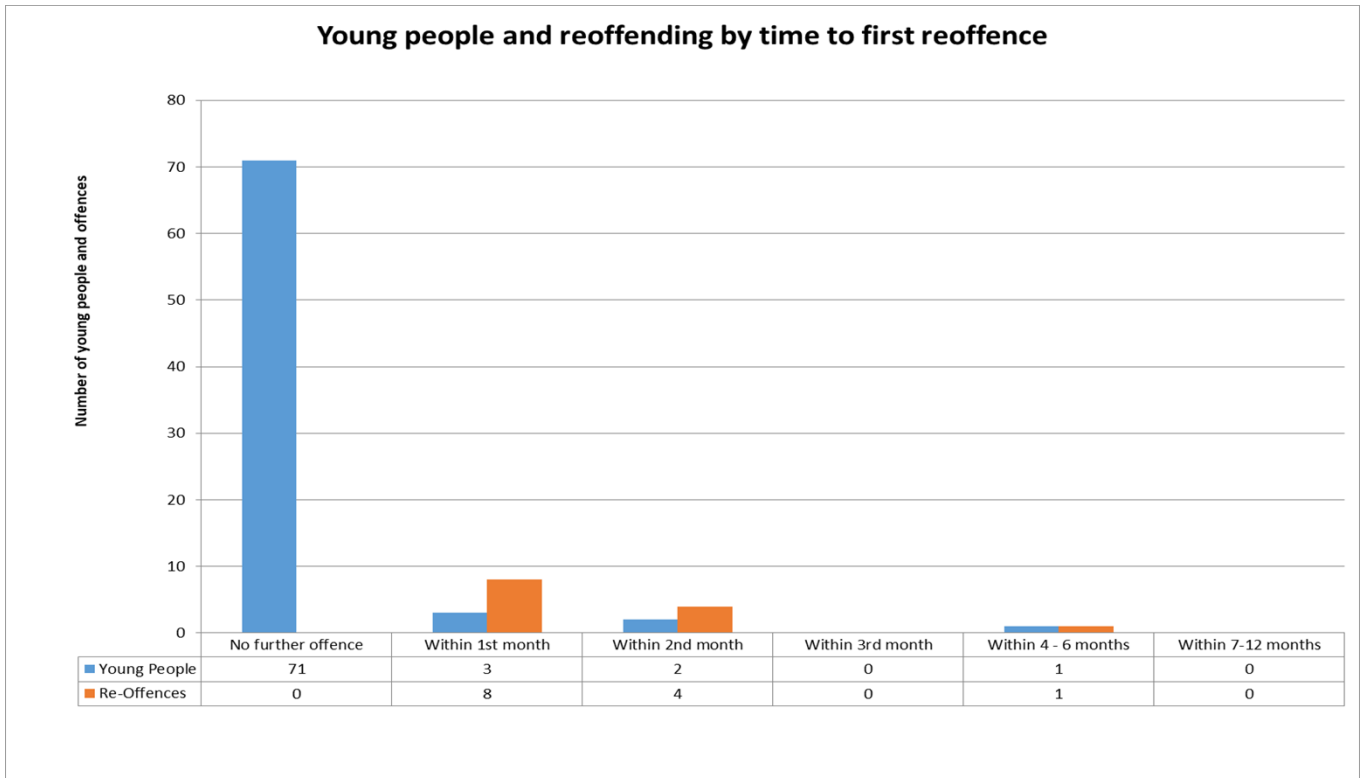


Chart 15

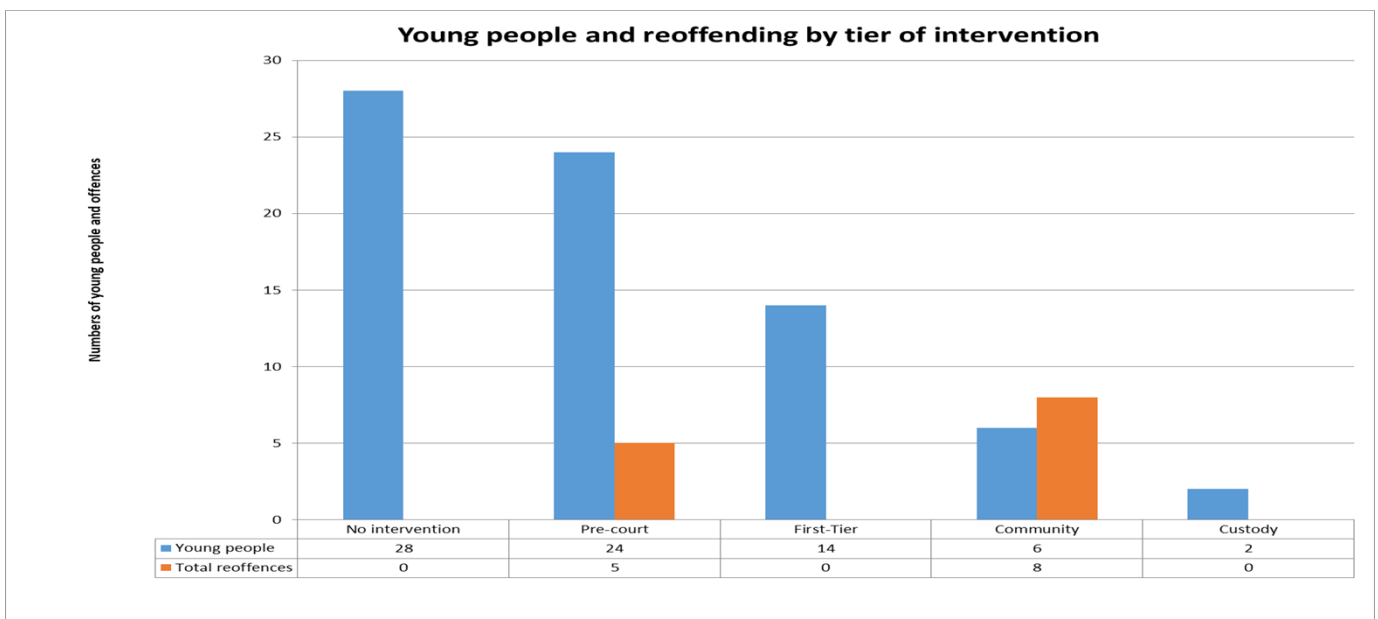


Chart 16

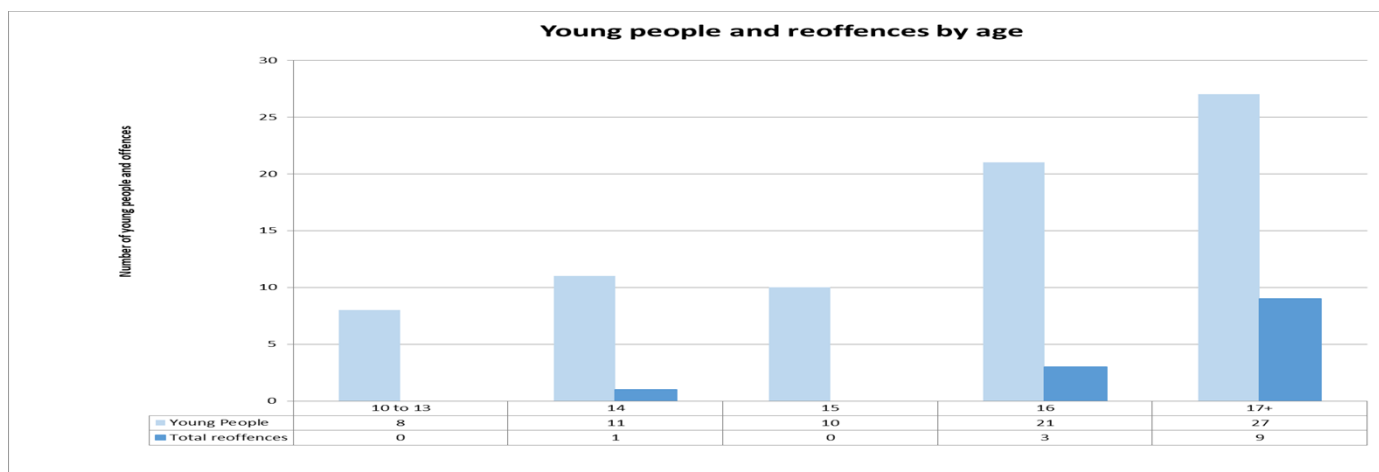
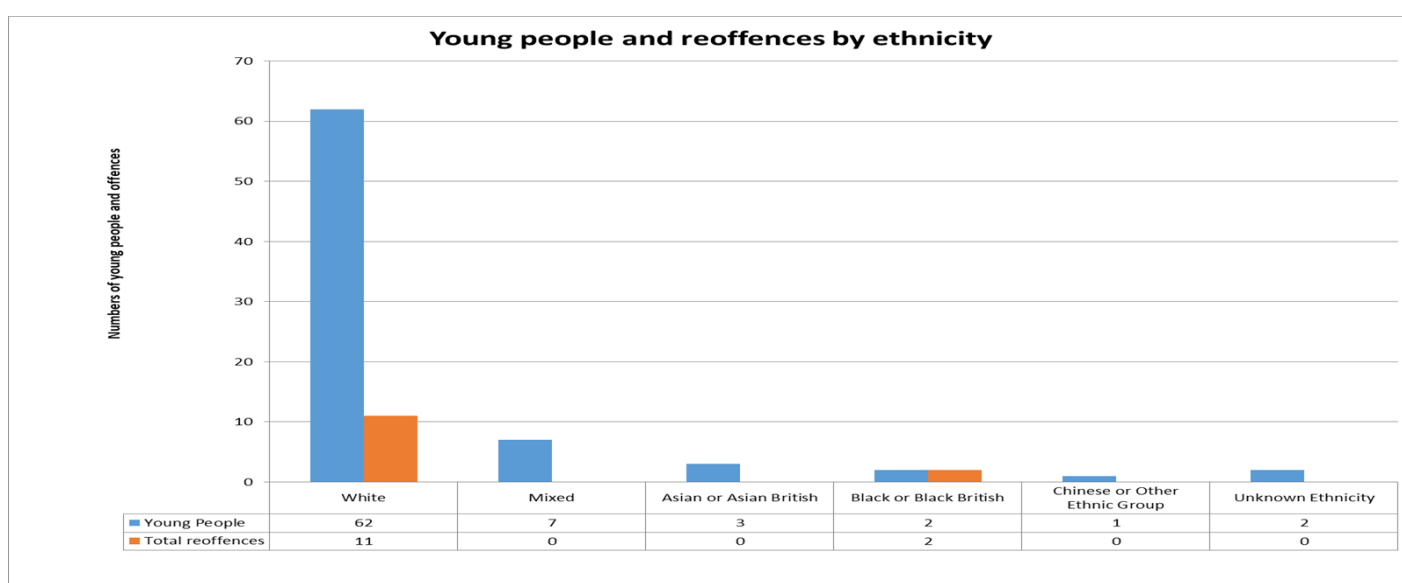


Chart 17



From the charts displayed above (Charts 14-17) from our live re-offending tracker between the period 1 January 2020 – 31 March 2020 we can see that a total number of 13 re-offences were committed during this period and it refers to 77 young people eligible for tracking during the 12 month period.

Chart 14 shows us that of these 77 young people 71 (92.2%) had no further offences during the 12 months from the original offence therefore the remaining 6 (7.8%) young people were responsible for the 13 re-offences in this time frame.

Chart 15 shows the cohort of young people on community orders; (YRO) who, in previous reports, have been referred to as those with the most complex and challenging needs and behaviour. This group of 6 YP account for 8 of the 13 re-offences (61.5%) during this period although the data doesn't specify how many of these YP have re-offended; this requires further investigation of the data which will be available for future reports.

The data in Chart 16 shows us that the most re-offences were carried out by YP who are 17+ years old with 9 (69.2%) re-offences in this age group compared to 3 in the 16 age group, however both these groups represent the largest numbers of YP.

The YOT Service Manager intends to continue to develop the quality of the data in relation to re-offending to ensure it is meaningful to board members and as we continue to develop our offer of evidence based intervention it will be essential in order to measure impact and effectiveness.

Staffing and Budget

The YOT have been operating on reduced staffing levels for some time, through sickness and vacancies; the vacancies within the YOT have now been filled and we have new staff members who have joined the team and who will join the team over the next month and provide some much needed capacity.

The reduction of 2 FTE post to part time from January 2020 created a 0.9 FTE vacancy (H Band), this has been utilised to create a 0.6 FTE G Band post to deliver interventions to Young people and will work closely with colleagues in the Evidence Based Hub and YOT to develop and deliver these to our young people. The remainder of the post has allowed the creation of an apprentice youth support post, we are very excited about the prospect of an apprentice joining our team in order to support delivery and their development within this field. We have been inundated with applications and interviews will take place shortly.

The YJB has not asked YOT's to provide a Youth Justice plan this year due to the outbreak of Covid-19, the Grant Conditions were the submission of our business continuity plan, the National Standards for Youth Justice Self Assessment and the financial Grant summary which we have fulfilled. We will also be required to submit a recovery plan for scrutiny by the YJB.

Appendix 1 details the submission to the YJB summarising the Grant and Pooled Budget income and expenditure. We have received confirmation that our grant for 2020/21 will be the same as notified last year, uplifted by 2%. In addition the Grant for a Junior Attendance Centre, will also be uplifted by 2% but will this year no longer be separated out. The local authority youth justice grant allocation for Rotherham YOT in 2020/21 is £436,021.

The South Yorkshire police contribution (in-kind) for 2020/21 will be reduced as the previous YOT police officer has moved to a new post and the new YOT police officer works 32 hours rather than full time as before.

Appendix 1 – Breakdown of expenditure to accompany 2019-20 certificate

INCOME	Youth Justice Board ¹	Local Authority	Police	Police and Crime Commissioner	Probation	Health	Other	Total
Cash	£430,492	£295,556		£153,000	£5,000	£70,260		£954,308
In-kind			£62,862		£15,587			£78,449
Total income	£430,492	£295,556	£62,862	£153,000	£20,587	£70,260	£0	£1,032,757

1. This includes all grants received from YJB

EXPENDITURE	Youth Justice Board	Local Authority	Police	Police and Crime Commissioner	Probation	Health	Other	Total
Salaries	£349,912	£232,638		£152,964	£5,000	£70,260		£810,774
Activity costs	£0			£36				£36
Accommodation	£0	£12,127						£12,127
Overheads	£80,580	£49,193						£129,773
Equipment	£0	£1,598						£1,598
Total expenditure	£430,492	£295,556	£0	£153,000	£5,000	£70,260	£0	£954,308

Appendix 2 Early Help Scorecard (YOT) March 2020

See attached